



US00D634365S

(12) **United States Design Patent**
Martinez

(10) **Patent No.:** **US D634,365 S**
(45) **Date of Patent:** **** Mar. 15, 2011**

(54) **PAGE CLIP**

(76) Inventor: **Johnny Martinez**, Lexington, KY (US)

(**) Term: **14 Years**

(21) Appl. No.: **29/354,946**

(22) Filed: **Jan. 29, 2010**

(51) **LOC (9) Cl.** **19-02**

(52) **U.S. Cl.** **D19/65**

(58) **Field of Classification Search** D8/394,
D8/395, 396; D11/78.1; D19/34, 65, 86,
D19/99, 100; 24/67 R, 67.1, 67.3, 67.5, 67.7,
24/67.9, 69.11, 67 CF, 67 P
See application file for complete search history.

(56) **References Cited**

U.S. PATENT DOCUMENTS

876,252	A *	1/1908	Baker	40/641
2,478,376	A *	8/1949	De Swart	24/67.9
D185,474	S *	6/1959	Waller	D8/394
3,137,934	A *	6/1964	Rhoads	29/417
D199,128	S *	9/1964	Madsen	D21/780
3,341,199	A *	9/1967	Madsen	473/499
3,663,015	A *	5/1972	Bynder et al.	472/89
D228,739	S *	10/1973	Kitson	D8/382
4,856,779	A *	8/1989	Wallendal	473/497
D314,012	S *	1/1991	Klodt	D19/65
5,401,016	A *	3/1995	Heglund et al.	473/476
D384,373	S *	9/1997	Wong	D19/34
5,676,607	A *	10/1997	Stumpf	473/455
D400,584	S *	11/1998	Wolff	D19/65

D408,447	S *	4/1999	Base et al.	D19/34
D437,613	S *	2/2001	Melnyk	D19/34
D462,091	S *	8/2002	Lowder	D19/90
D478,953	S *	8/2003	Nobriga	D21/780
D479,295	S *	9/2003	Vesledahl	D21/780
6,688,996	B1 *	2/2004	Mitani	473/500
D496,397	S *	9/2004	Melnyk	D19/34
D514,433	S *	2/2006	Goldberg	D8/383
D570,907	S *	6/2008	Masters	D19/4
D606,850	S *	12/2009	Boyd	D8/395
D606,851	S *	12/2009	Boyd	D8/395

* cited by examiner

Primary Examiner — Elizabeth A Albert

(57) **CLAIM**

The ornamental design for a page clip, as shown and described.

DESCRIPTION

FIG. 1 is a perspective view showing my new design for page clip;

FIG. 2 is an unfolded, exploded, perspective of FIG. 1;

FIG. 3 is an unfolded, top plan view of FIG. 1;

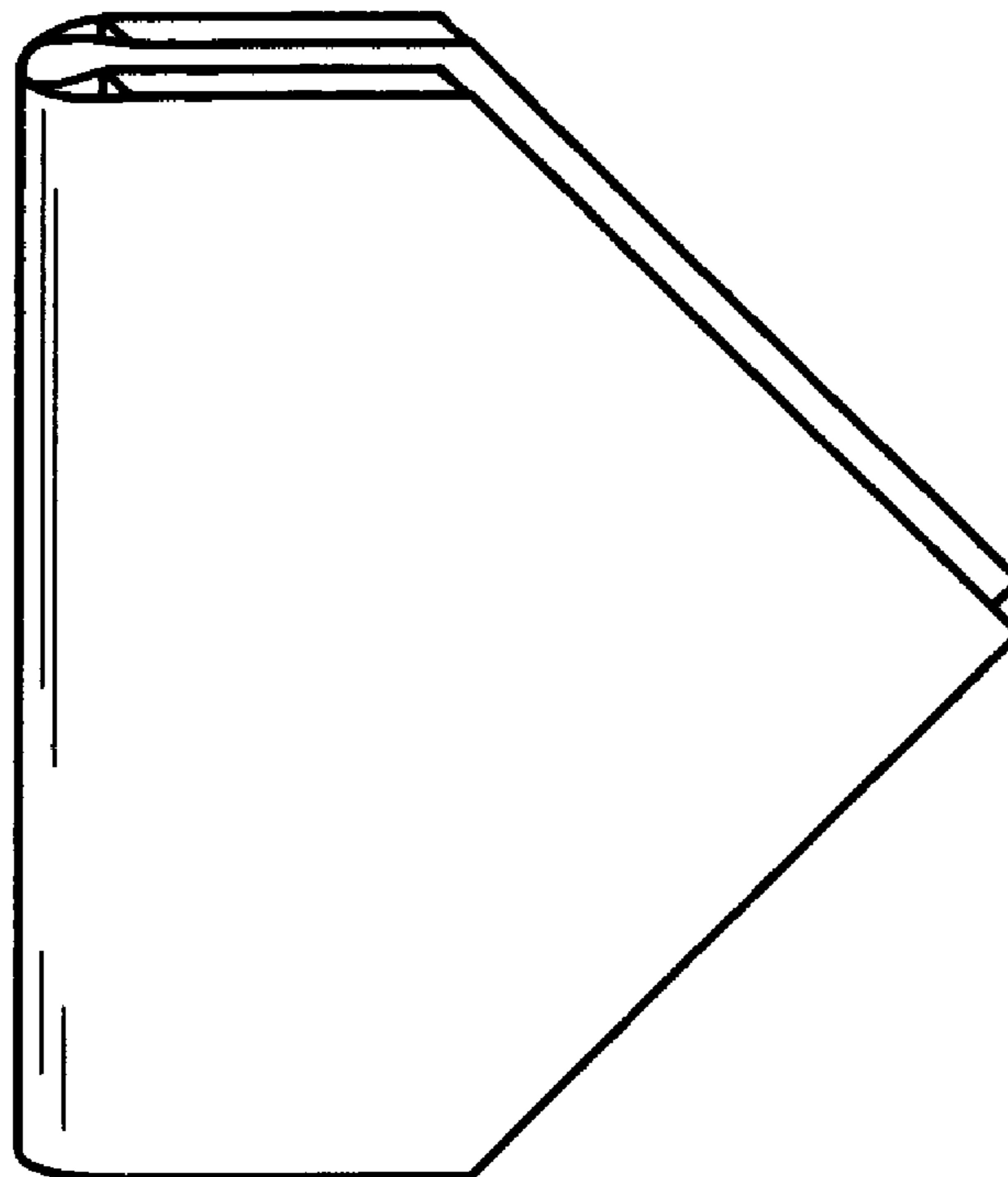
FIG. 4 is an unfolded, front elevation view of FIG. 1;

FIG. 5 is a front perspective view of FIG. 1 showing it attached to a page; and,

FIG. 6 is a rear perspective view of FIG. 1 showing it attached to a page.

The broken lines showing the page and the text in FIGS. 5 and 6 illustrate environment in which the design is used and form no part of the claimed design.

1 Claim, 4 Drawing Sheets



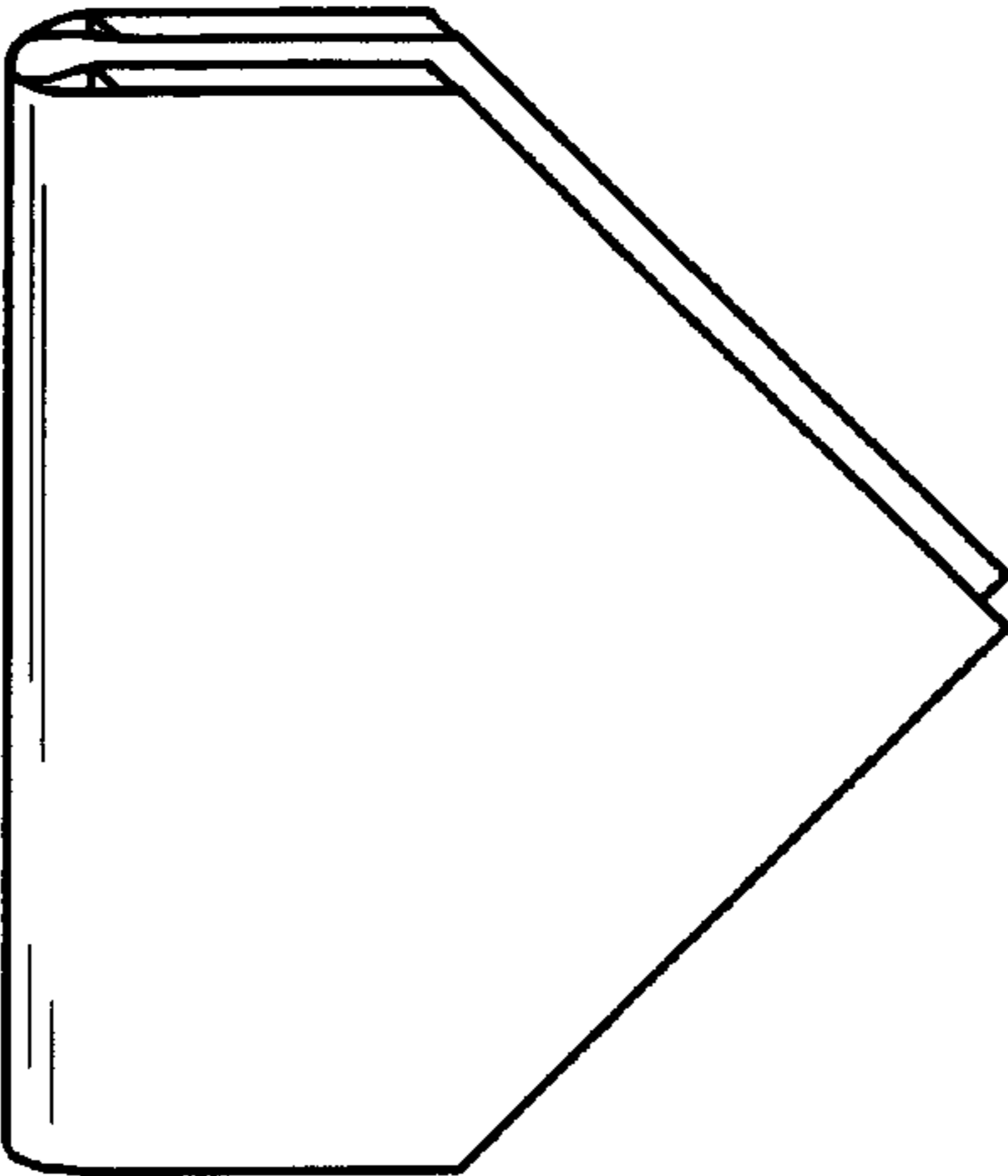


Fig. 1

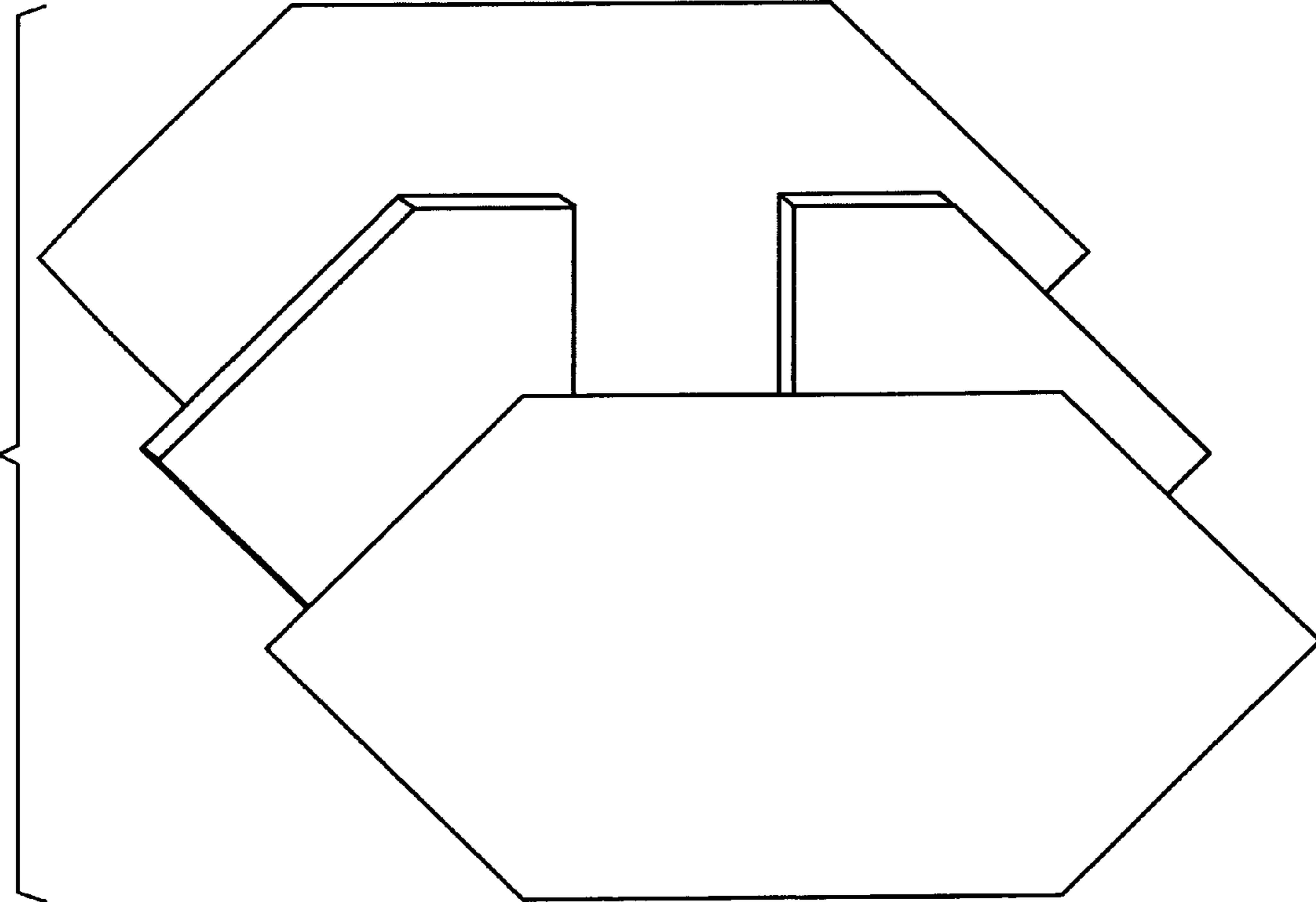


Fig. 2



Fig. 3

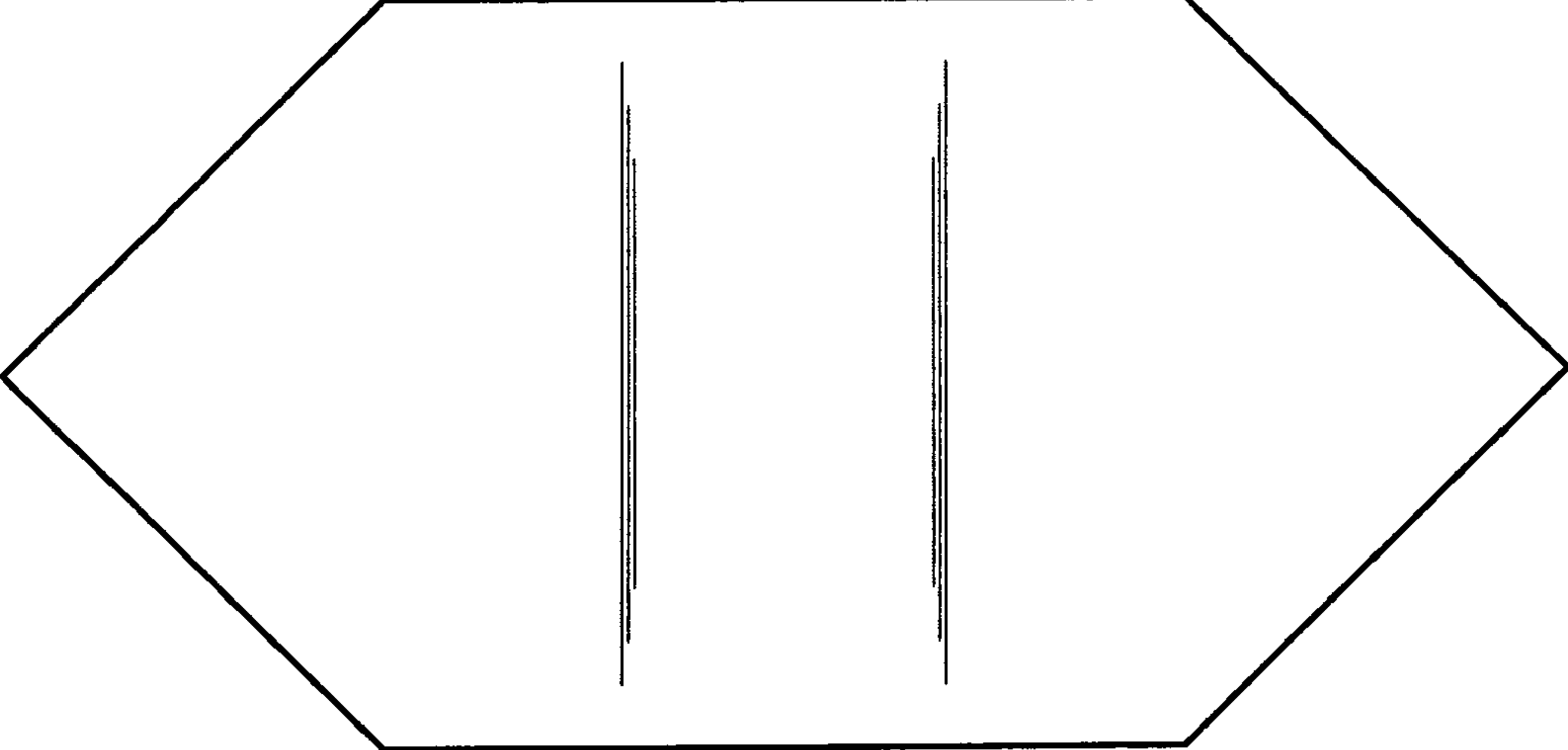


Fig. 4

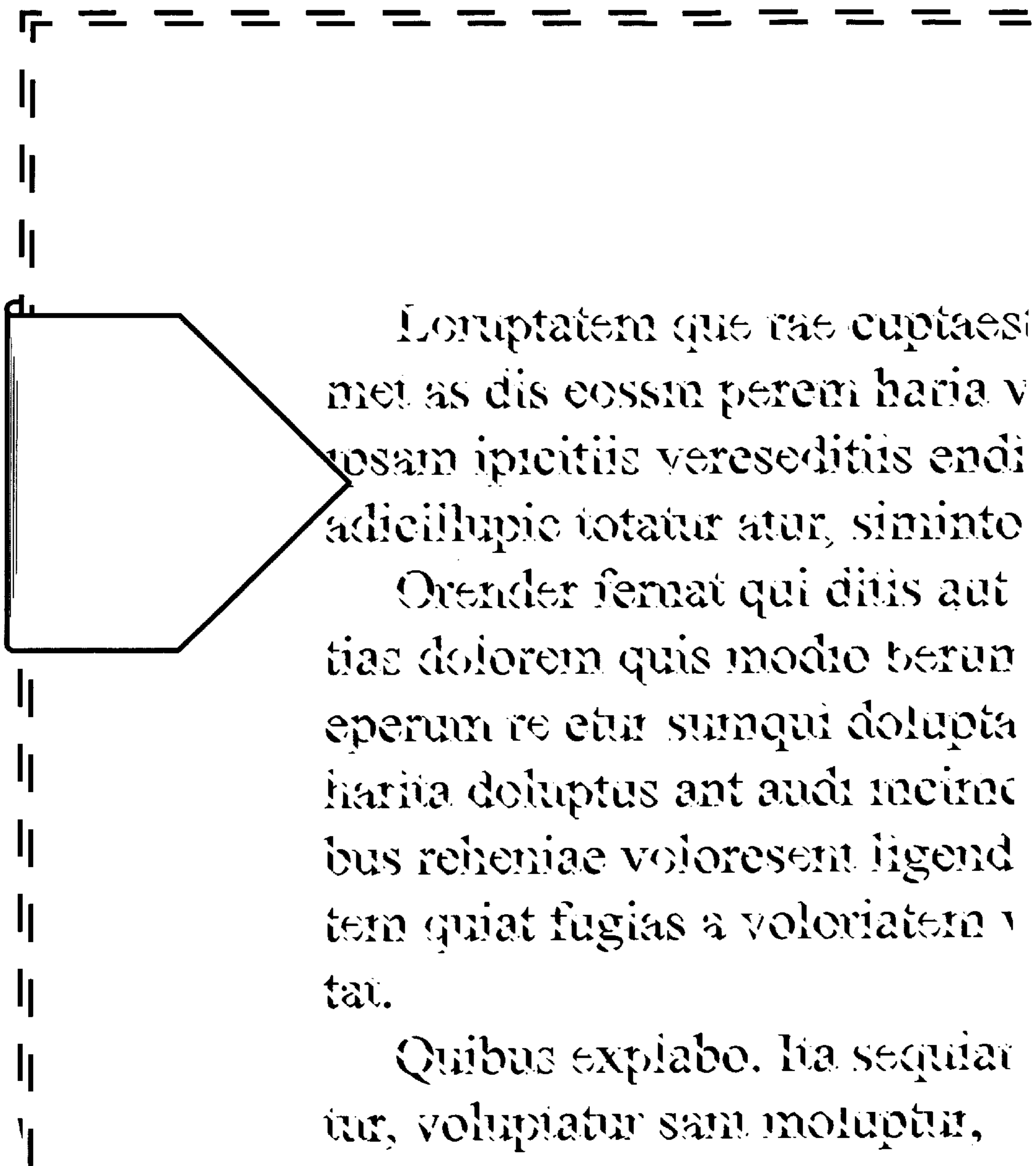


Fig. 5



in esti voleniet et liquass itru-
 quaeotibus, int derios ipic tem
 idit autatae perspic idelibus
 s voluptae de liqui veniat.
 i laborent iantur, odi nonseca-
 i et res dititist ene rectora
 lis at asperoratem. Vit plit eum
 loles repudant a volorem hiti-
 equid magnatem fugia doloria-
 eratum ipsamusdant, expedic-

 inque quamus est, sita quibea-
 neces dolese si tor alit facient
 nolo dipisit emodit, od max-

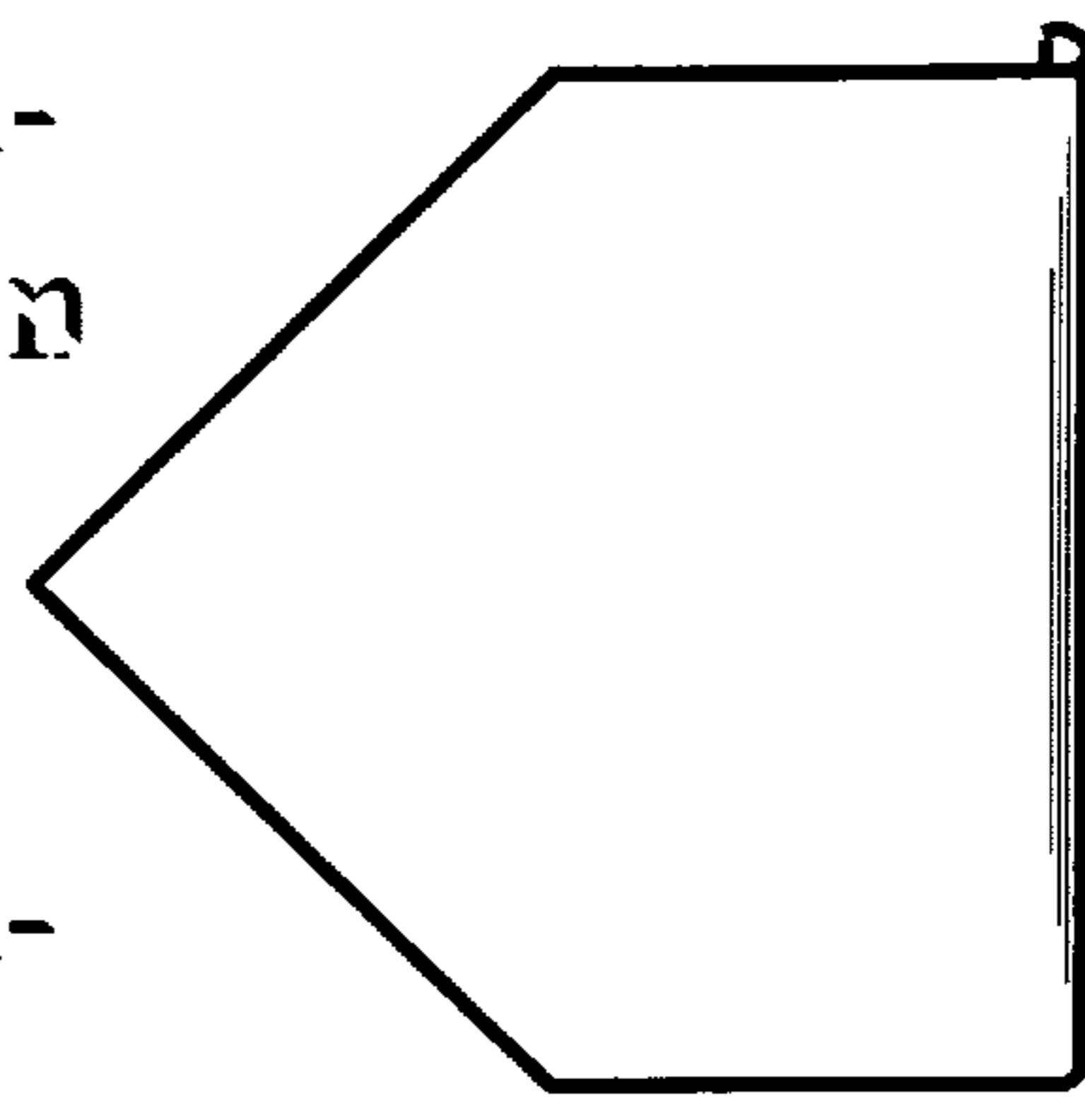


Fig. 6