



US00D634357S

(12) **United States Design Patent**  
**Dahl**

(10) **Patent No.:** **US D634,357 S**  
(45) **Date of Patent:** **\*\* Mar. 15, 2011**

(54) **POINT OF SALE TERMINAL WITH  
ADVERTISING MONITORS**

(75) Inventor: **Oyvind Dahl**, Zurich (CH)

(73) Assignee: **PointPay International**, Miami, FL  
(US)

(\*\*) Term: **14 Years**

(21) Appl. No.: **29/322,081**

(22) Filed: **Jul. 29, 2008**

(30) **Foreign Application Priority Data**

Jan. 30, 2008 (NO) ..... 2008 0060

(51) **LOC (9) Cl.** ..... **18-01**

(52) **U.S. Cl.** ..... **D18/4.6**

(58) **Field of Classification Search** ..... D14/336,  
D14/371-376, 387; D18/3.1-3.3, 4.1-4.6,  
D18/6-8, 11, 12, 12.1-12.3; D21/324, 329,  
D21/332; D99/28, 34-36, 43; 235/1 E, 2,  
235/7 R, 12, 22, 33, 51, 52; 705/12, 15-18,  
705/43

See application file for complete search history.

(56) **References Cited**

**U.S. PATENT DOCUMENTS**

D347,213 S \* 5/1994 Bianco ..... D14/387  
D364,386 S \* 11/1995 Bramlett et al. .... D14/387  
D412,233 S \* 7/1999 Cajacob et al. .... D99/28

D414,163 S \* 9/1999 Hesselbach ..... D14/387  
D502,727 S \* 3/2005 Slinckx ..... D18/4.6  
D504,147 S \* 4/2005 Slinckx ..... D18/4.6  
D530,880 S \* 10/2006 Magee et al. .... D99/28  
D561,242 S \* 2/2008 Dahl ..... D18/4.6  
D561,243 S \* 2/2008 Dahl ..... D18/4.6  
D561,244 S \* 2/2008 Dahl ..... D18/4.6  
D569,899 S \* 5/2008 Dahl ..... D18/4.6  
D607,488 S \* 1/2010 Dahl ..... D18/4.6

\* cited by examiner

*Primary Examiner* — Garth Rademaker

(74) *Attorney, Agent, or Firm* — Holland & Knight LLP;  
Brian J. Colandreo, Esq.; Elizabeth R. Burkhard, Esq.

(57) **CLAIM**


The ornamental design for a point of sale terminal with advertising monitors, as shown and described.

**DESCRIPTION**

FIG. 1 is a front perspective view of a point of sale terminal with advertising monitors;  
FIG. 2 is a front elevation view thereof;  
FIG. 3 is a rear elevation view thereof;  
FIG. 4 is a left side elevation view thereof;  
FIG. 5 is a right side elevation view thereof;  
FIG. 6 is a top plan view thereof; and,  
FIG. 7 is a bottom plan view thereof.

The broken line showing in FIG. 7 is for the purpose of illustrating environmental subject matter, such as communication ports and channels for routing cables, and forms no part of the claimed design.

**1 Claim, 7 Drawing Sheets**






FIG. 1




FIG. 2



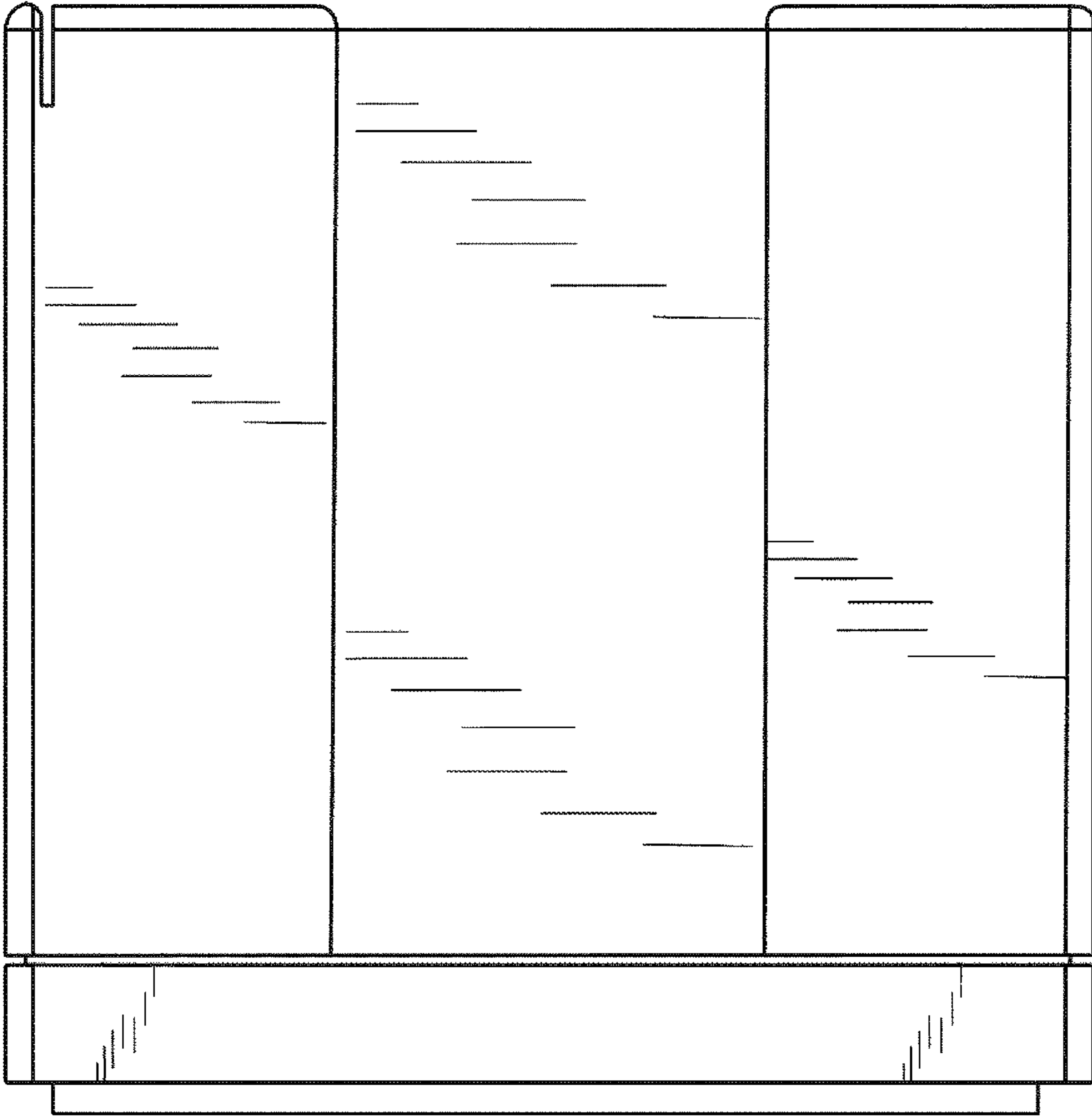


FIG. 3




FIG. 4

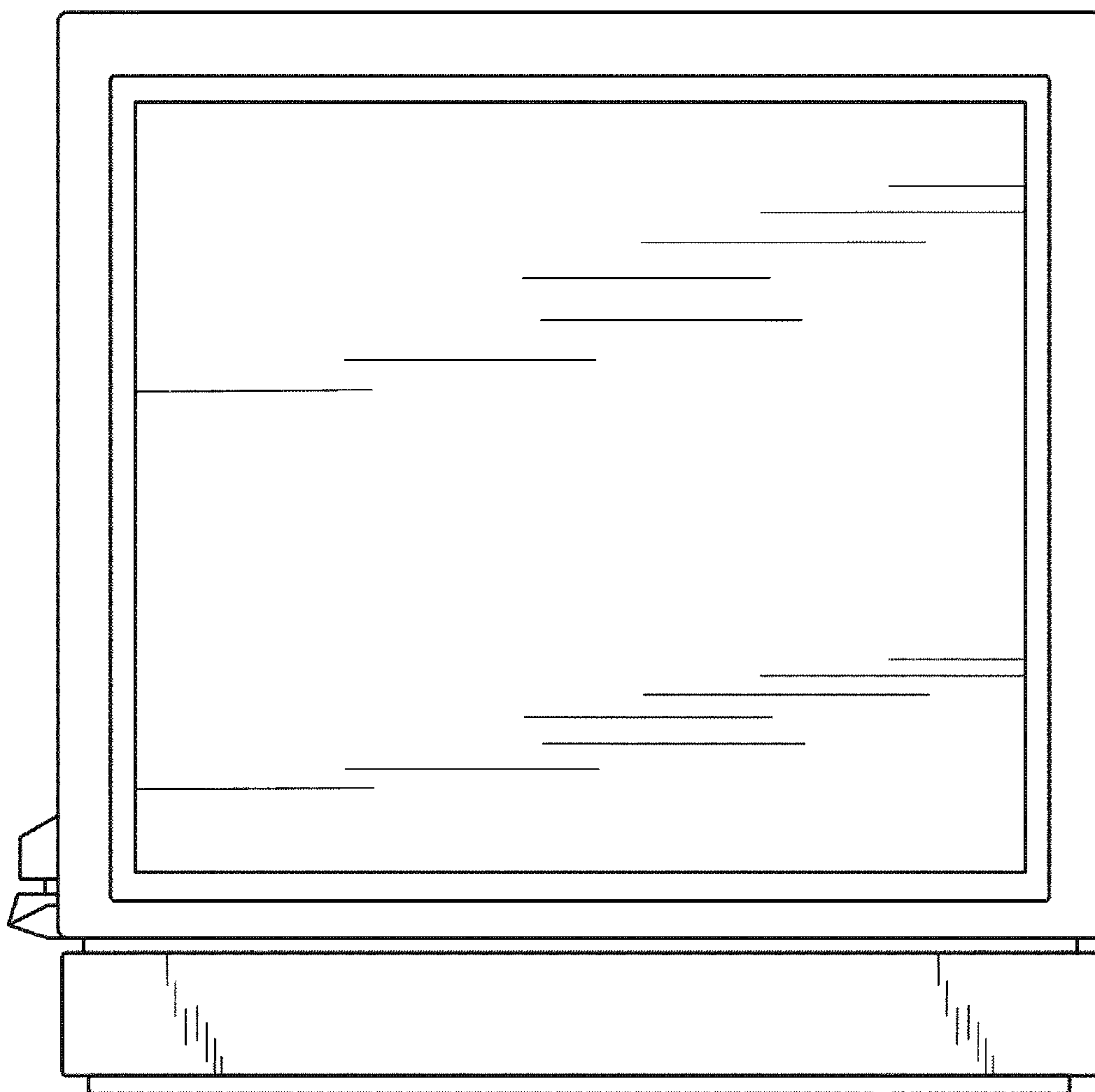


FIG. 5




FIG. 6




FIG. 7