



US00D634335S

(12) **United States Design Patent**
Harada et al.

(10) **Patent No.:** **US D634,335 S**
(45) **Date of Patent:** **** Mar. 15, 2011**

(54) **MOTOR DRIVEN VALVE**

(75) Inventors: **Takao Harada**, Tokyo (JP); **Masaharu Ito**, Tokyo (JP); **Yoshinori Uchida**, Tokyo (JP)

(73) Assignee: **Fujikoki Corporation**, Tokyo (JP)

(**) Term: **14 Years**

(21) Appl. No.: **29/346,270**

(22) Filed: **Oct. 29, 2009**

(30) **Foreign Application Priority Data**

May 11, 2009 (JP) 2009-010436

(51) **LOC (9) Cl.** **15-01**

(52) **U.S. Cl.** **D15/5**

(58) **Field of Classification Search** D15/1,
D15/2, 3, 5, 6, 14, 17, 149, 7, 9, 138, 199;
123/22, 41.34, 51 A, 606 R, 52.1, 50 A, 50 B,
123/54.1, 54.2, 54.4, 54.5, 65 R, 195 R, 195 HC,
123/657, 311, 41.67, 198 E, 572-574;
D23/233-237, 269, 262

See application file for complete search history.

(56) **References Cited**

U.S. PATENT DOCUMENTS

D225,282 S * 11/1972 Grigsby D15/5
D368,129 S * 3/1996 Peeples D23/225
D557,282 S * 12/2007 Miller et al. D15/5
D557,283 S * 12/2007 Miller et al. D15/5
D557,284 S * 12/2007 Miller et al. D15/5

D557,285 S * 12/2007 Miller et al. D15/5
D601,586 S * 10/2009 Stamler D15/5
D602,562 S * 10/2009 Harada D23/233
D602,563 S * 10/2009 Ito et al. D23/233
D602,866 S * 10/2009 Harada D13/122
D610,232 S * 2/2010 Harada D23/233
D617,880 S * 6/2010 Johnson D23/262

* cited by examiner

Primary Examiner — T. Chase Nelson

Assistant Examiner — Ania K Dworzecka

(74) *Attorney, Agent, or Firm* — Westerman, Hattori, Daniels & Adrian, LLP

(57) **CLAIM**

The ornamental design for a motor driven valve, as shown and described.

DESCRIPTION

FIG. 1 is a perspective view of our new design;
FIG. 2 is a front elevation view thereof, the rear elevation view being a mirror image thereof;
FIG. 3 is a right side elevation view thereof;
FIG. 4 is a left side elevation view thereof, the portion inside of the broken line, including the depth thereof, forms no part of the claimed design;
FIG. 5 is a top plan view thereof; and,
FIG. 6 is a bottom plan view thereof, the portion inside of the broken line, including the depth thereof, forms no part of the claimed design.
The portions of the motor driven valve shown in broken lines form no part of the claimed design.

1 Claim, 5 Drawing Sheets

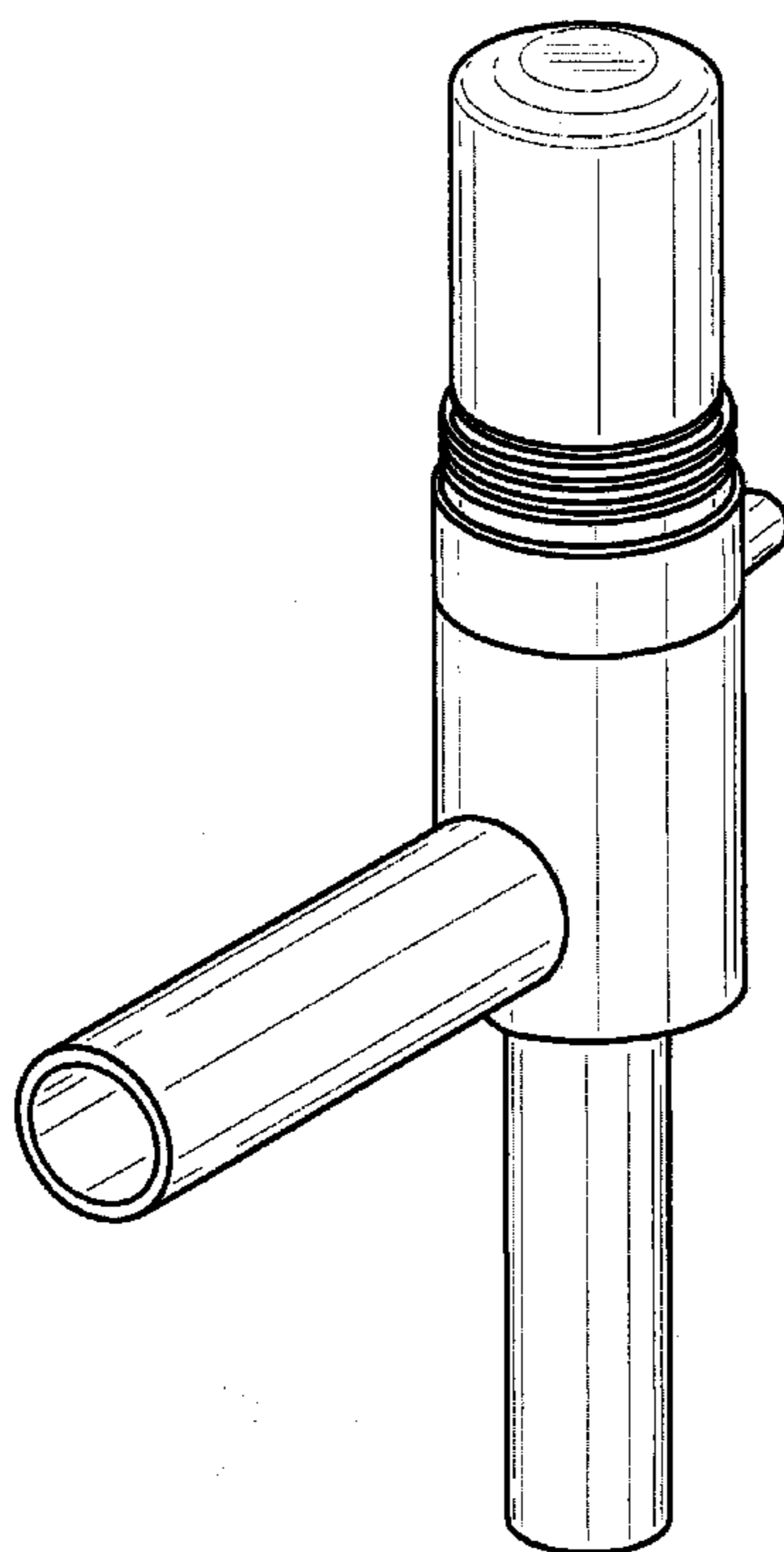


FIG. 1

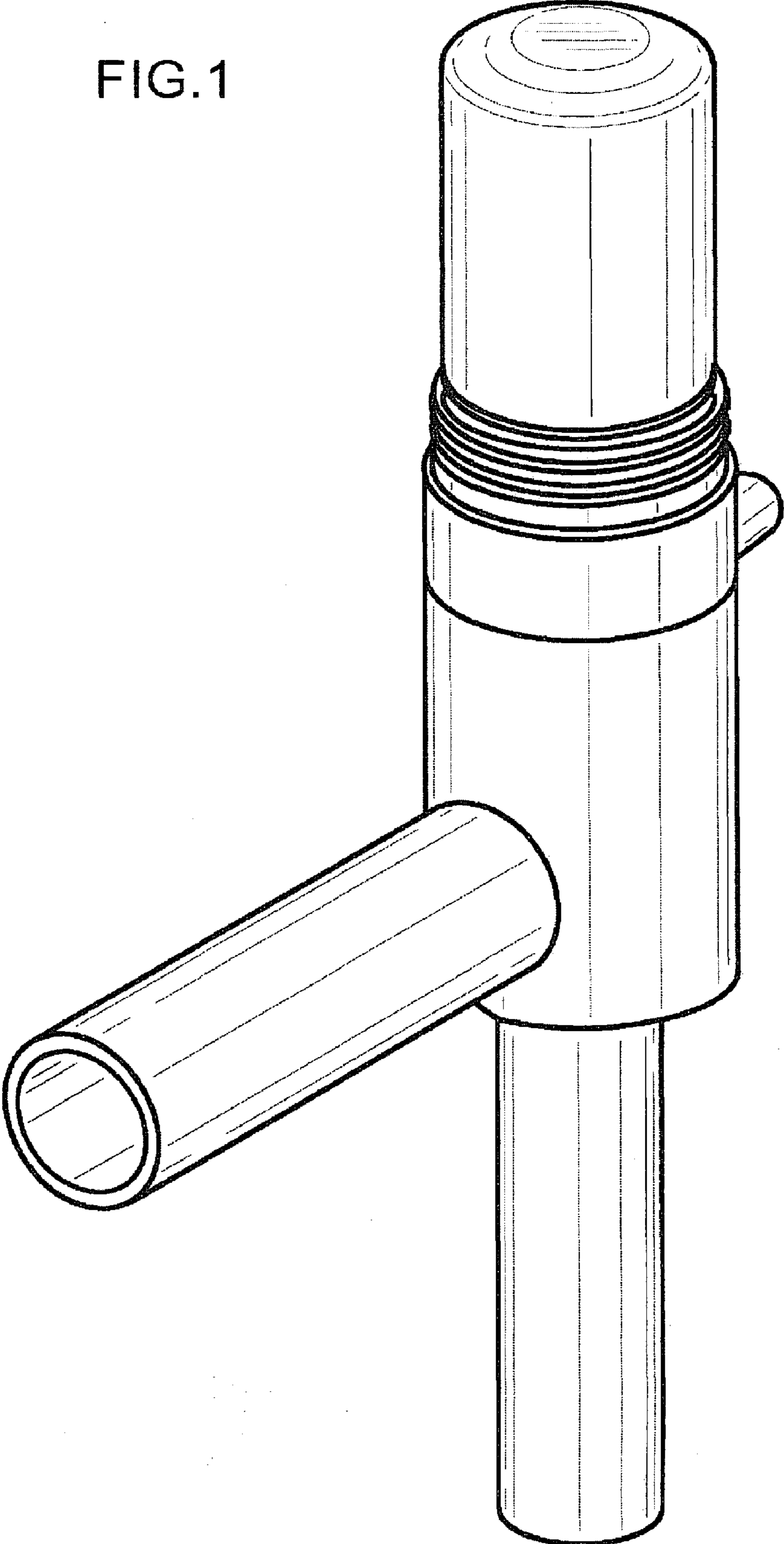


FIG.2

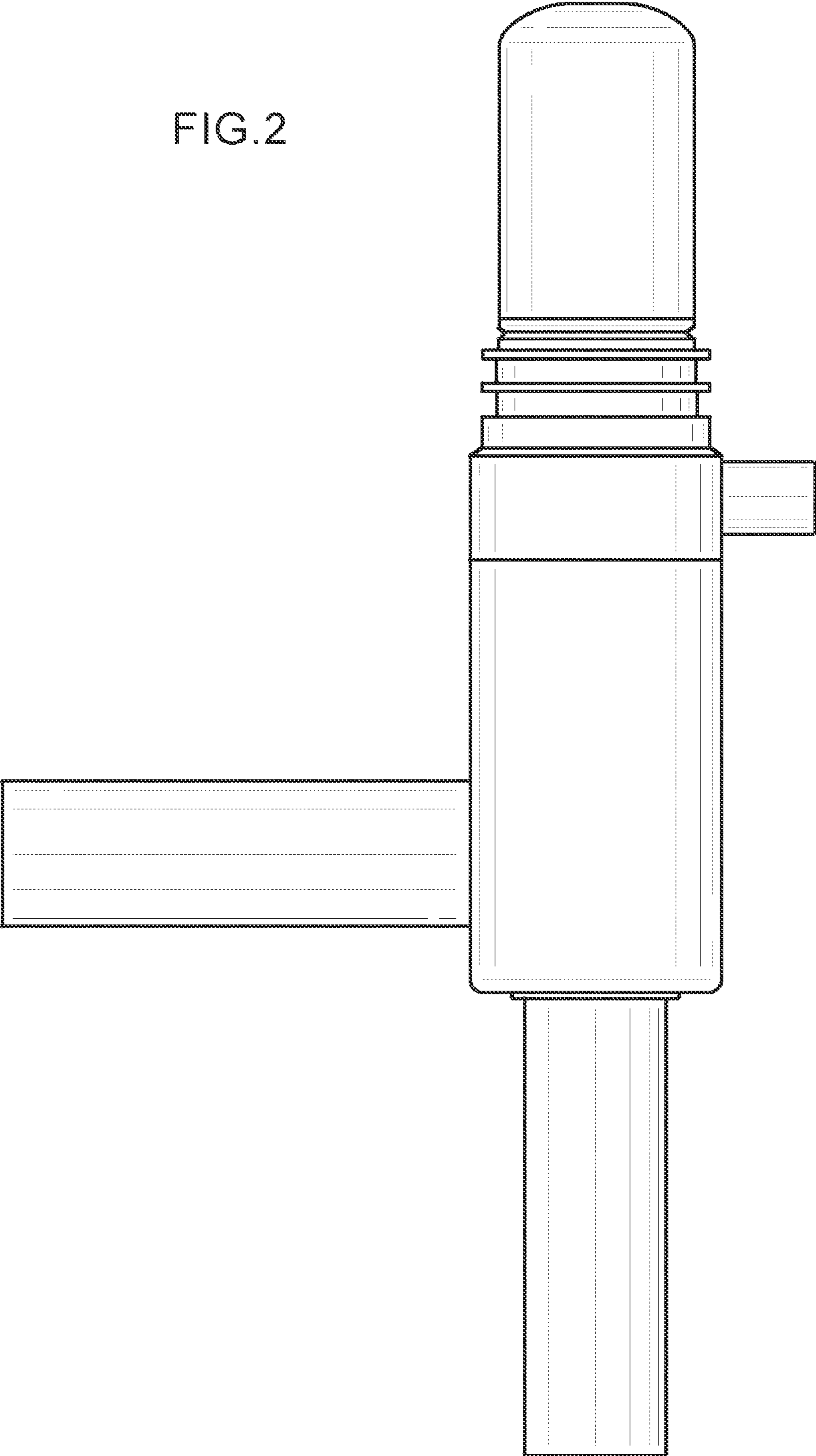


FIG. 3




FIG.4

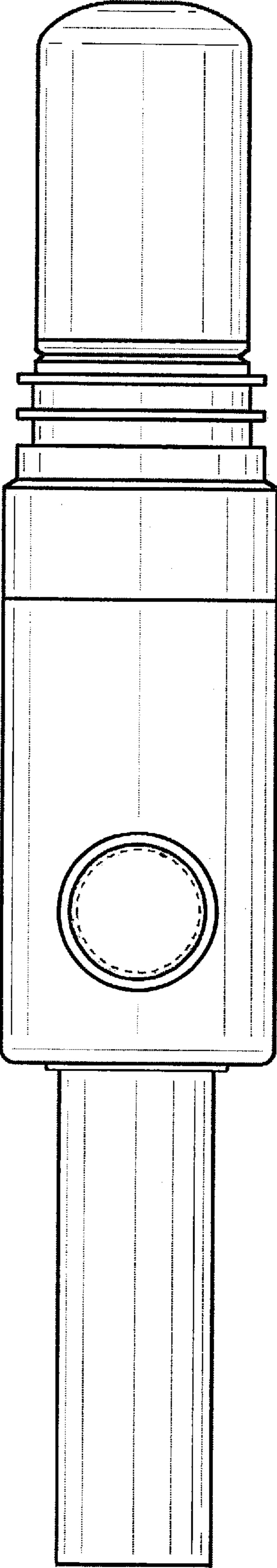


FIG.5

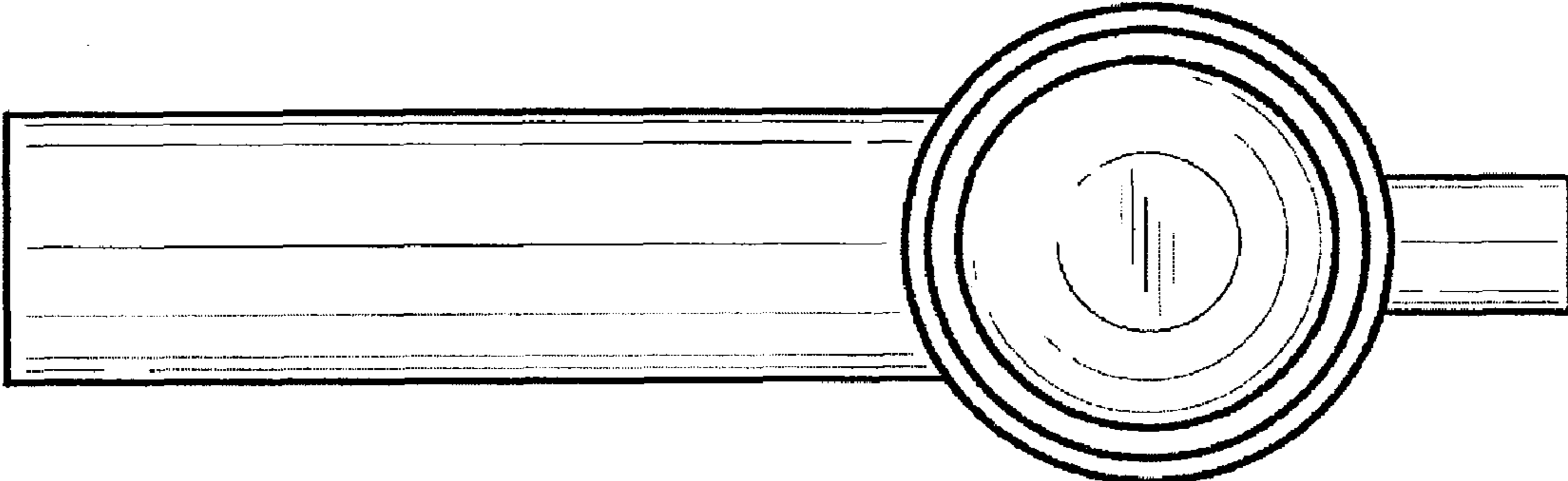


FIG.6

