



US00D634325S

(12) **United States Design Patent**  
**Naulapää**

(10) **Patent No.:** **US D634,325 S**

(45) **Date of Patent:** **\*\* Mar. 15, 2011**

(54) **STYLUS**

(75) Inventor: **Heikki Naulapää**, Helsinki (FI)

(73) Assignee: **Nokia Corporation**, Espoo (FI)

(\*\*) Term: **14 Years**

(21) Appl. No.: **29/368,255**

(22) Filed: **Aug. 20, 2010**

(51) **LOC (9) Cl.** ..... **14-02**

(52) **U.S. Cl.** ..... **D14/411**

(58) **Field of Classification Search** ..... D8/61;  
D14/411; D19/35, 36, 41-51, 54-58; 401/55,  
401/99, 100, 104-107, 196, 197, 202, 208,  
401/209, 213, 192, 195, 243; 708/107; 345/179,  
345/173; 178/19.01; 700/94  
See application file for complete search history.

(56) **References Cited**

**U.S. PATENT DOCUMENTS**

1,355,391	A *	10/1920	Dowling	.....	15/104.93
D77,800	S *	2/1929	Vredenburg	.....	D19/49
2,338,068	A *	12/1943	Harris et al.	.....	401/75
D195,924	S *	8/1963	Perlmutter	.....	D19/45
4,200,403	A *	4/1980	Chu	.....	401/6
D276,479	S *	11/1984	Mori	.....	D3/208
D286,646	S *	11/1986	Mori	.....	D19/36
4,732,504	A *	3/1988	Telli	.....	401/209
D309,156	S *	7/1990	Kuwabara	.....	D19/41
D324,879	S *	3/1992	Morgan	.....	D19/36
D332,113	S *	12/1992	Yates	.....	D19/34
D344,760	S *	3/1994	Monzyk	.....	D19/49

D369,184	S *	4/1996	Collins	.....	D19/51
D443,640	S *	6/2001	Schapiro	.....	D19/35
D446,548	S *	8/2001	Green	.....	D19/84
D535,649	S	1/2007	Loiske		
D611,536	S	3/2010	Bridge et al.		
D617,798	S	6/2010	Liu		

\* cited by examiner

*Primary Examiner* — Austin Murphy

(74) *Attorney, Agent, or Firm* — Banner & Witcoff, Ltd

(57) **CLAIM**

The ornamental design for a stylus, as shown and described.

**DESCRIPTION**

FIG. 1 is a perspective front view of a stylus showing my new design;

FIG. 2 is a front view thereof;

FIG. 3 is a rear view thereof;

FIG. 4 is a left side view thereof;

FIG. 5 is a right side view thereof;

FIG. 6 is a top view thereof;

FIG. 7 is a bottom view thereof;

FIG. 8 is a perspective view of a stylus showing my new design;

FIG. 9 is a front view thereof;

FIG. 10 is a rear view thereof;

FIG. 11 is a left side view thereof;

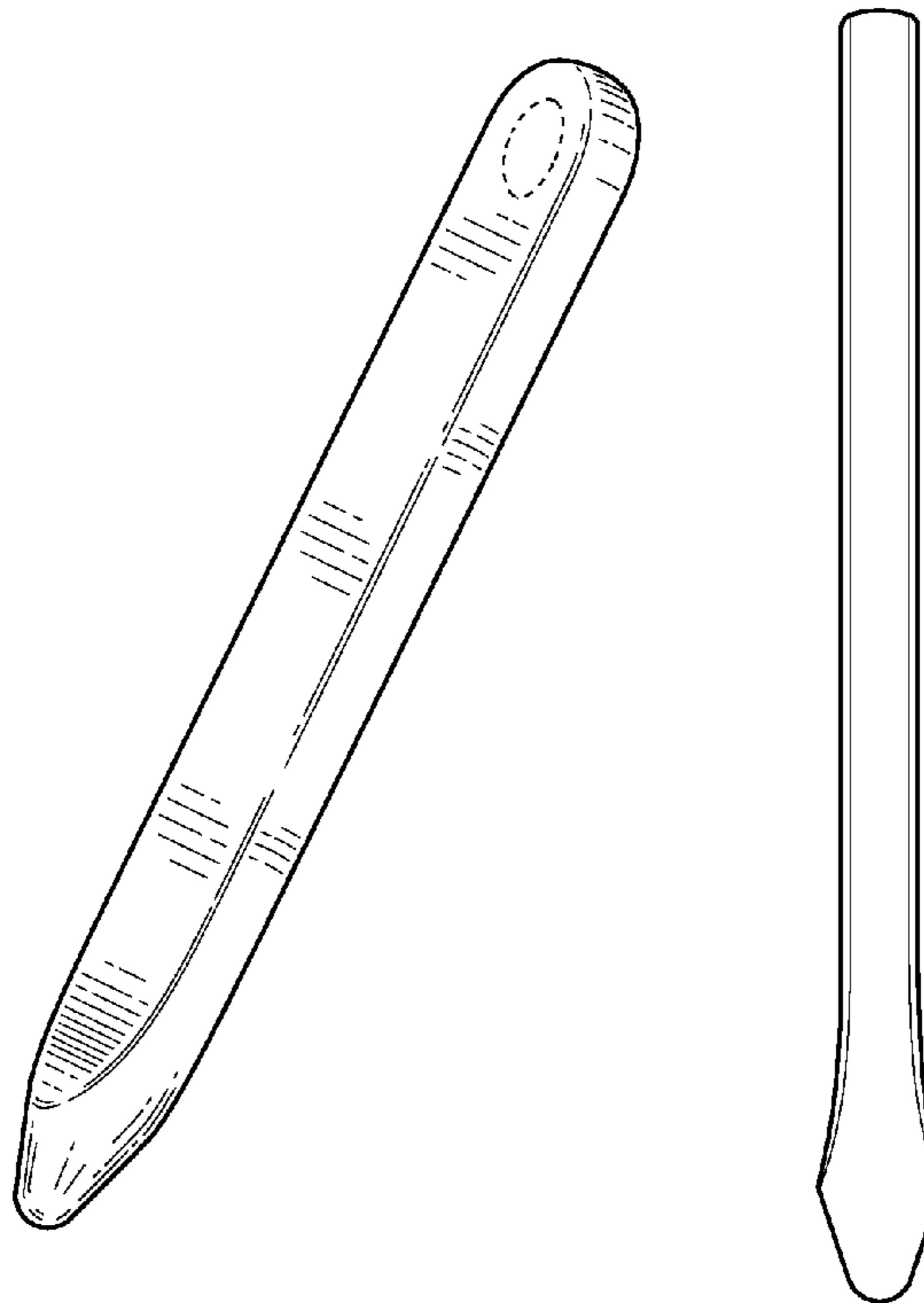
FIG. 12 is a right side view thereof;

FIG. 13 is a top view thereof; and,

FIG. 14 is a bottom view thereof.

The broken lines shown in FIGS. 1-3 represent unclaimed portions of the stylus and form no part of the claimed design.

**1 Claim, 8 Drawing Sheets**



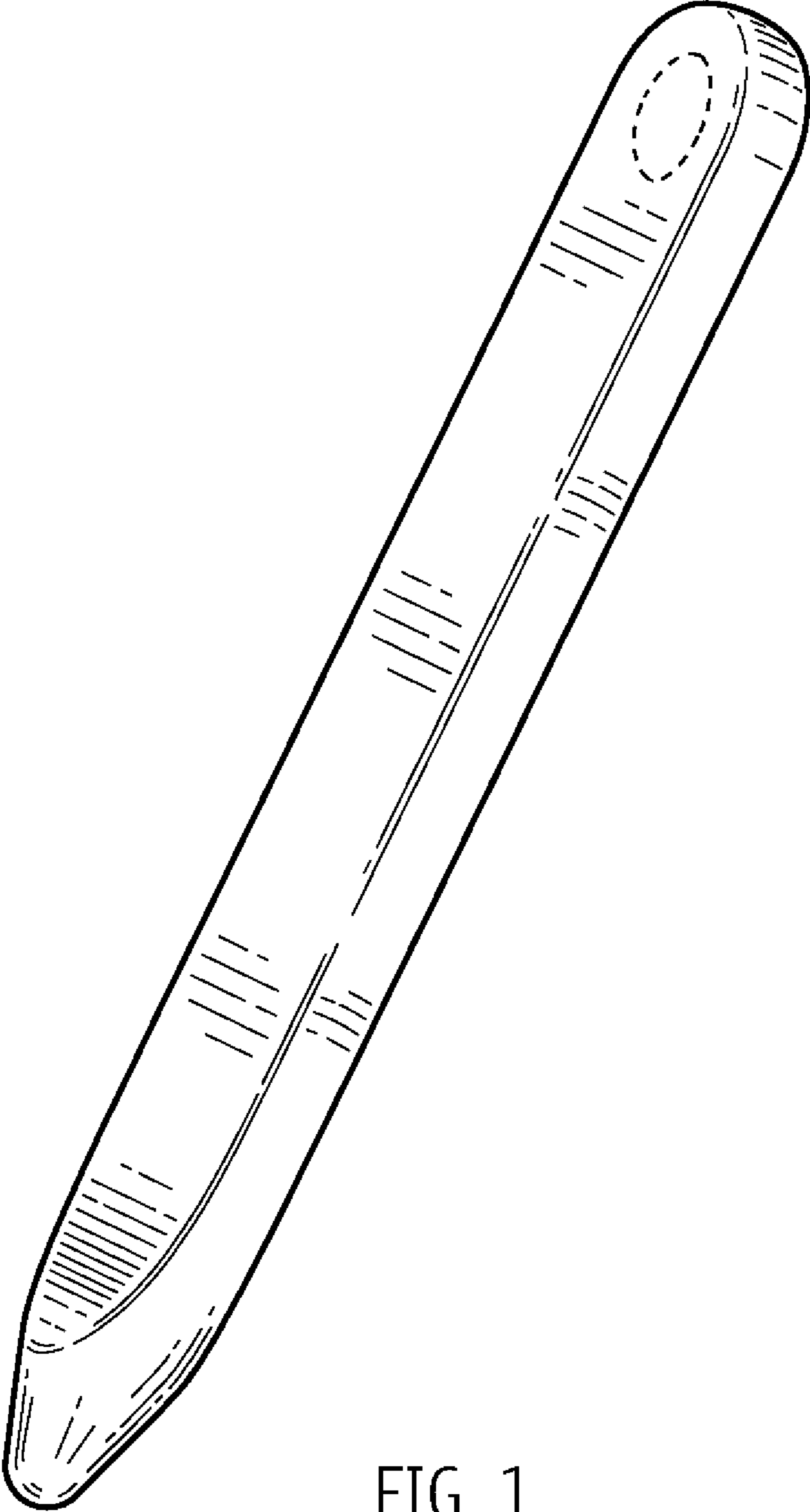


FIG. 1




FIG. 2




FIG. 3

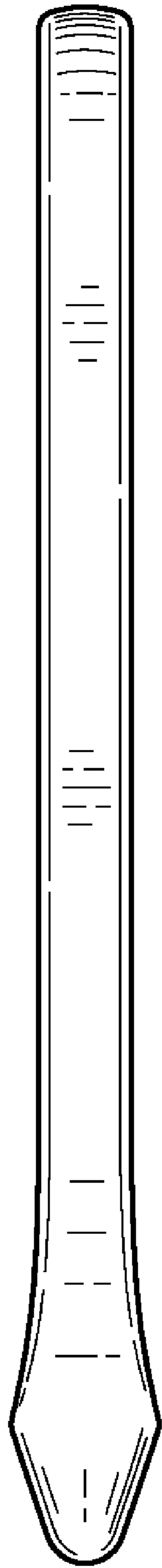


FIG. 4

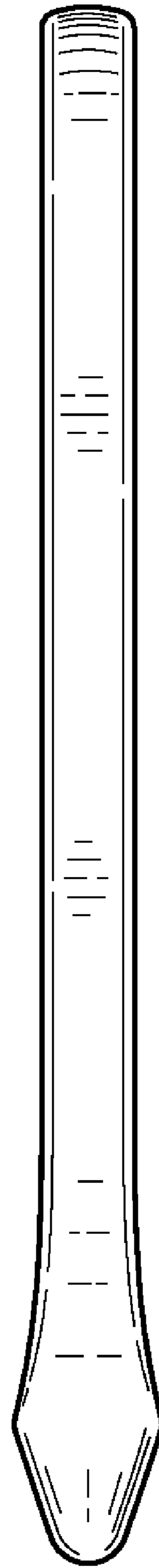


FIG. 5

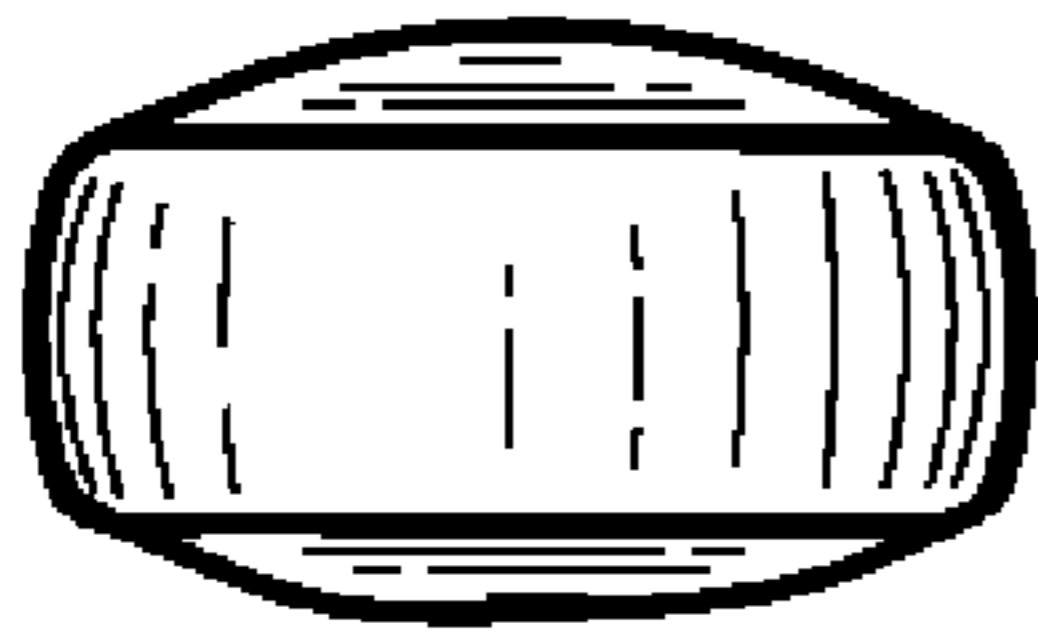


FIG. 6



FIG. 7

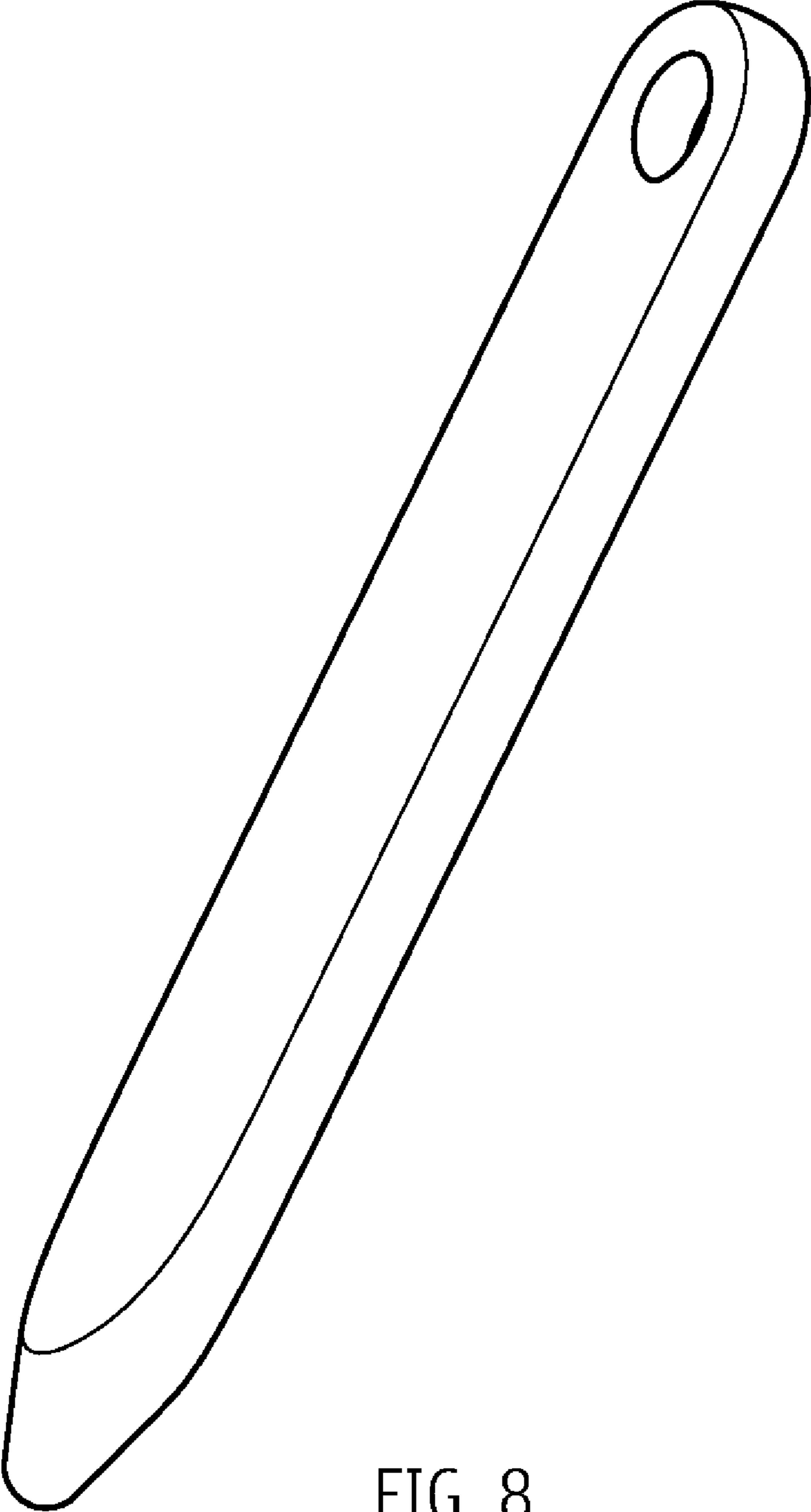


FIG. 8




FIG. 9




FIG. 10

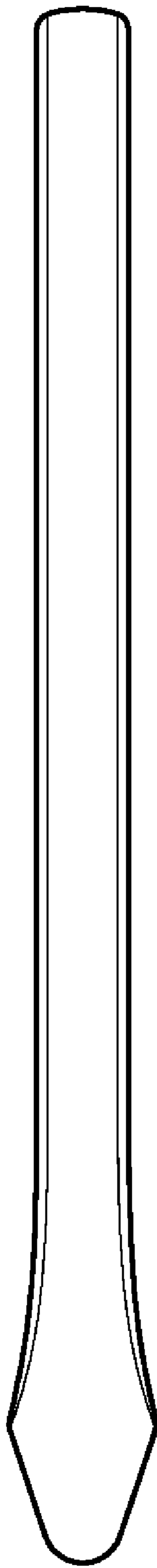


FIG. 11

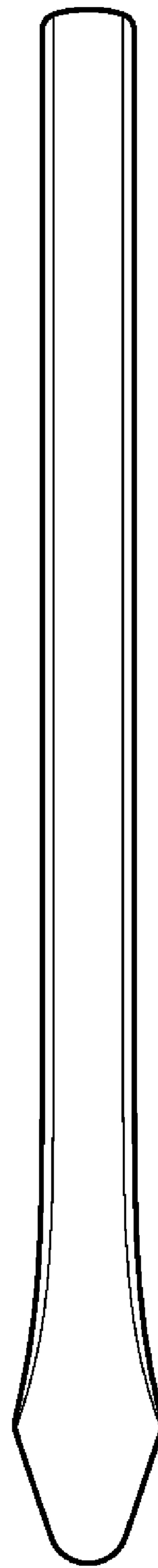


FIG. 12



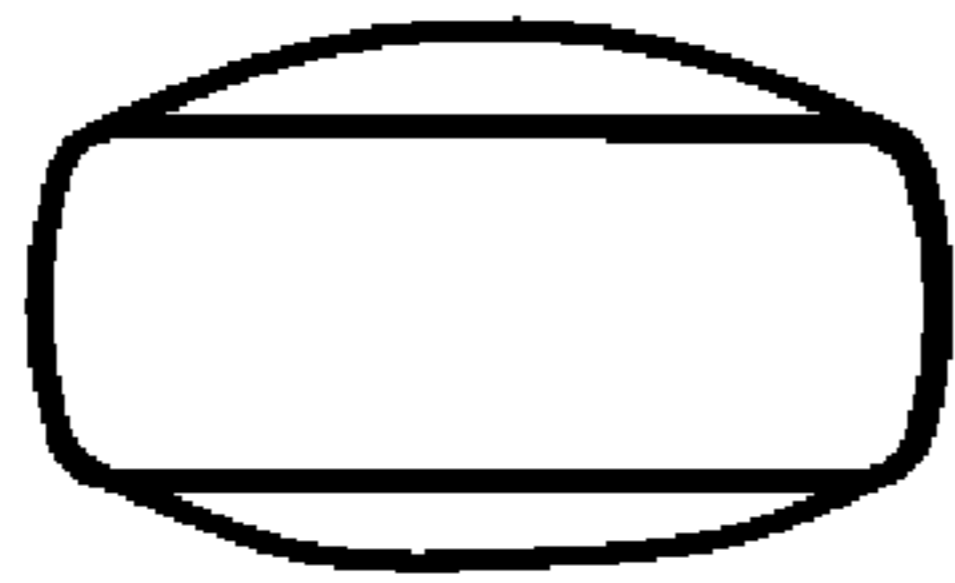


FIG. 13

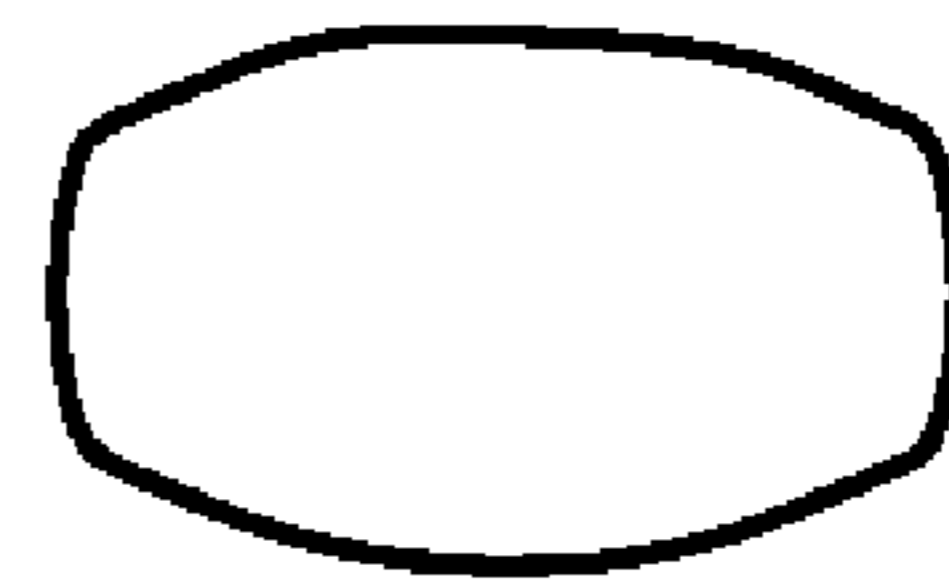


FIG. 14