



US00D634318S

(12) **United States Design Patent**  
**Buckle et al.**

(10) **Patent No.:** **US D634,318 S**  
(45) **Date of Patent:** **\*\* Mar. 15, 2011**

(54) **TABLET COMPUTER**

(75) Inventors: **Ian Buckle**, Surrey (GB); **Adam Stone**,  
Essex (GB); **Paul Wolfson**, London  
(GB)

(73) Assignee: **Nokia Corporation**, Espoo (FI)

(\*\*) Term: **14 Years**

(21) Appl. No.: **29/362,696**

(22) Filed: **May 28, 2010**

(51) **LOC (9) Cl.** ..... **14-02**

(52) **U.S. Cl.** ..... **D14/341**

(58) **Field of Classification Search** ..... D14/341-347,  
D14/137, 138, 138.1, 138 AA, 138 R, 138 AB,  
D14/138 G, 138 A, 496, 426, 429, 129, 130,  
D14/420, 439-441, 448, 125, 147, 156, 218,  
D14/250, 336, 203.1, 203.3, 203.4, 203.7,  
D14/315, 388-390; D21/324, 329, 330;  
D10/65, 104; D18/6-7; 345/169, 901, 905,  
345/156, 157, 168, 173; 361/680, 686, 679.27,  
361/679.3; 379/433.04, 433.07, 433.11,  
379/916, 433.01, 433.06  
See application file for complete search history.

(56) **References Cited**

**U.S. PATENT DOCUMENTS**

D284,084 S *	6/1986	Ferrara, Jr.	.....	D14/389
D408,794 S *	4/1999	Ogasawara	.....	D14/341
6,480,374 B1 *	11/2002	Lee	.....	361/679.17
D498,217 S *	11/2004	Kim et al.	.....	D14/126
D504,889 S *	5/2005	Andre et al.	.....	D14/341
D592,214 S	5/2009	Bradford		
D598,916 S	8/2009	Lehtovaara		
D602,935 S	10/2009	Kettula et al.		
D608,778 S *	1/2010	Lee et al.	.....	D14/336
D613,745 S	4/2010	Arbisi et al.		

D615,969 S 5/2010 Arbisi et al.  
D624,070 S \* 9/2010 Lee et al. .... D14/336  
2010/0289760 A1 \* 11/2010 Jonoshita et al. .... 345/173

\* cited by examiner

*Primary Examiner*—Cathron C Brooks

*Assistant Examiner*—Barbara Fox

(74) *Attorney, Agent, or Firm*—Banner & Witcoff, Ltd

(57) **CLAIM**

The ornamental design for a tablet computer, as shown and described.

**DESCRIPTION**

FIG. 1 is a perspective front view of a tablet computer showing the new design;

FIG. 2 is a front view thereof;

FIG. 3 is a rear view thereof;

FIG. 4 is a right side view thereof;

FIG. 5 is a left side view thereof;

FIG. 6 is a top view thereof;

FIG. 7 is a bottom view thereof;

FIG. 8 is a perspective front view of a tablet computer showing the new design;

FIG. 9 is a front view thereof;

FIG. 10 is a rear view thereof;

FIG. 11 is a right side view thereof;

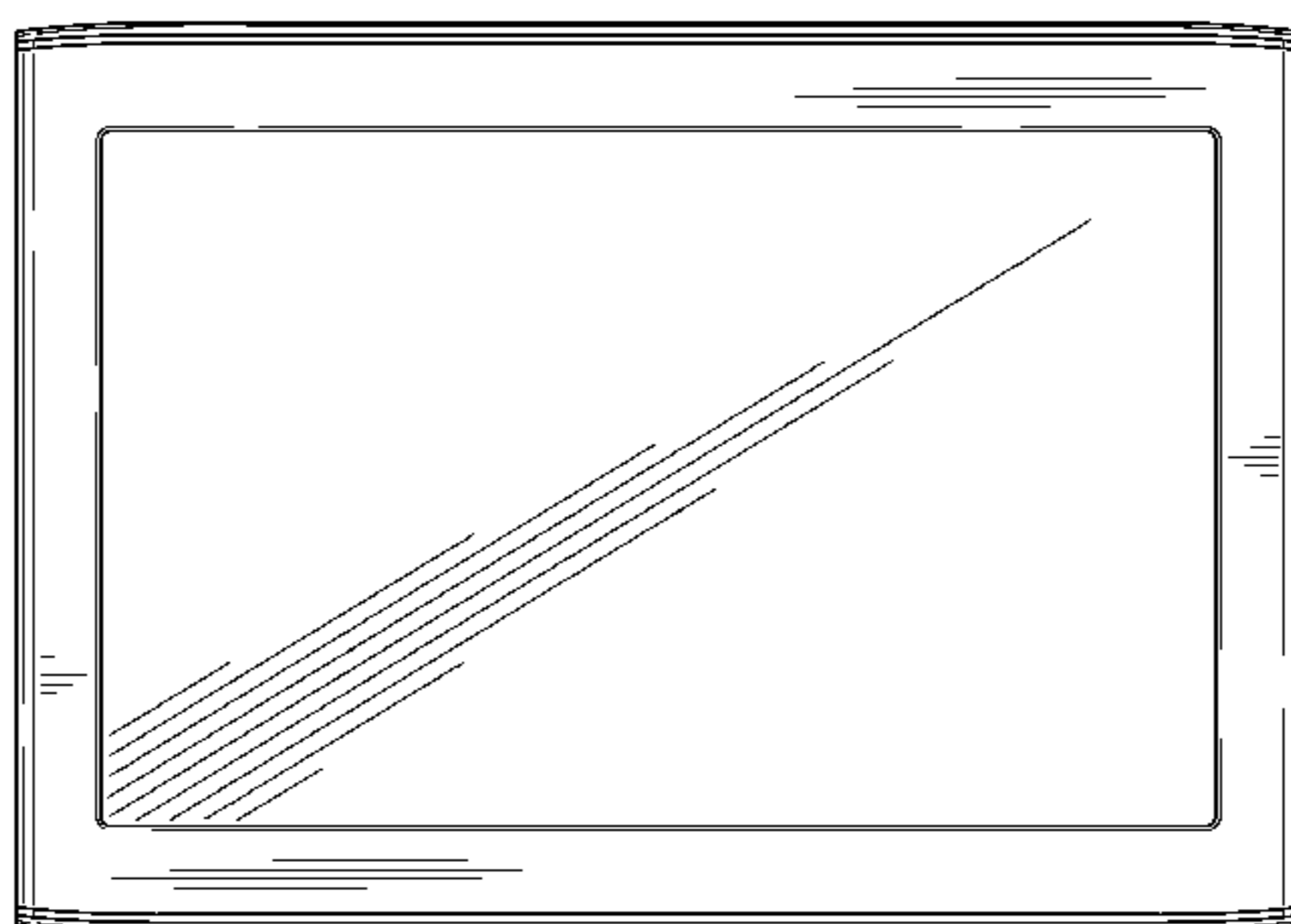
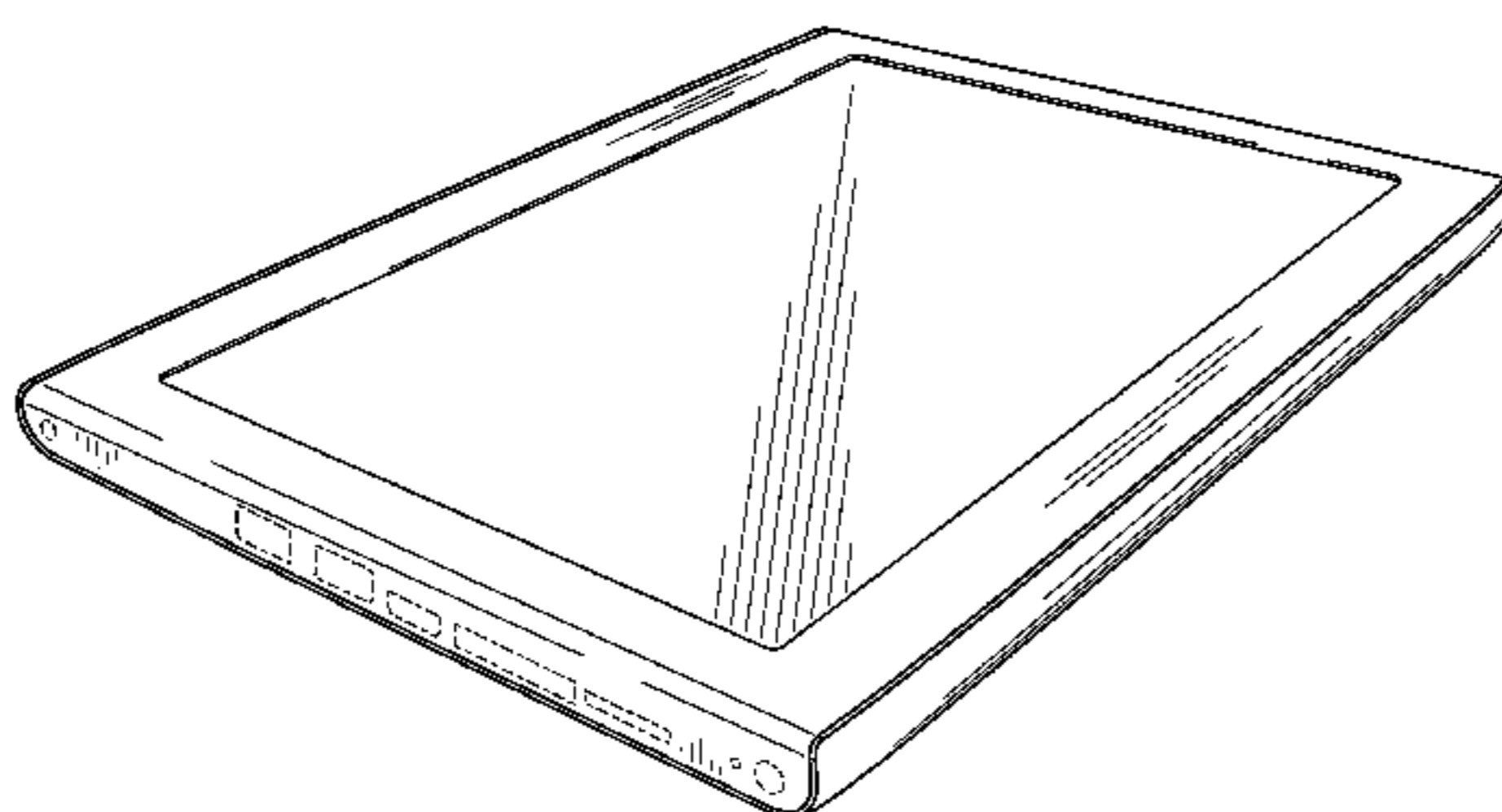
FIG. 12 is a left side view thereof;

FIG. 13 is a top view thereof; and,

FIG. 14 is a bottom view thereof.

The broken lines in the drawings illustrate unclaimed portions of the tablet computer and form no part of the claimed design.

**1 Claim, 10 Drawing Sheets**



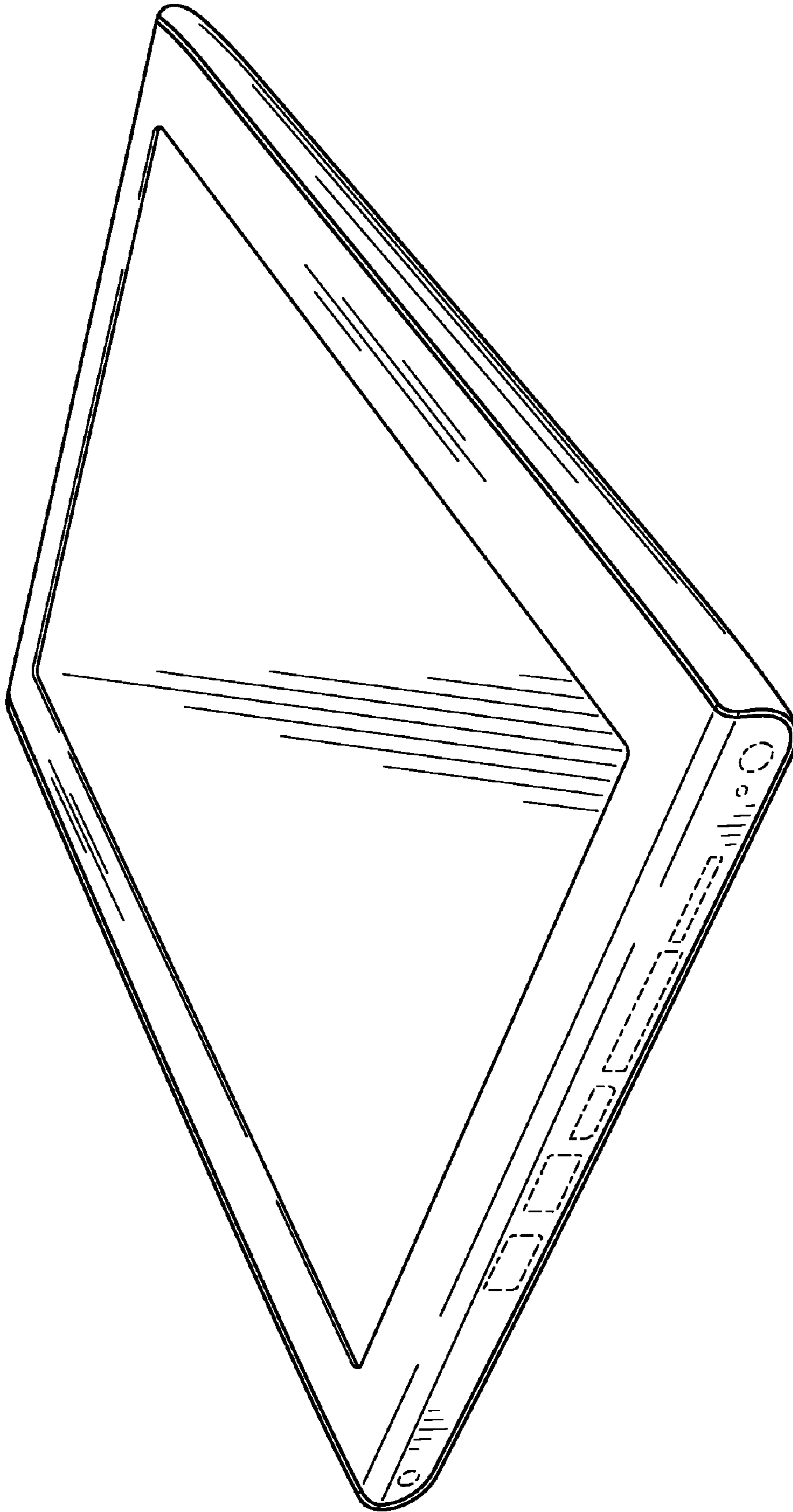


FIG. 1

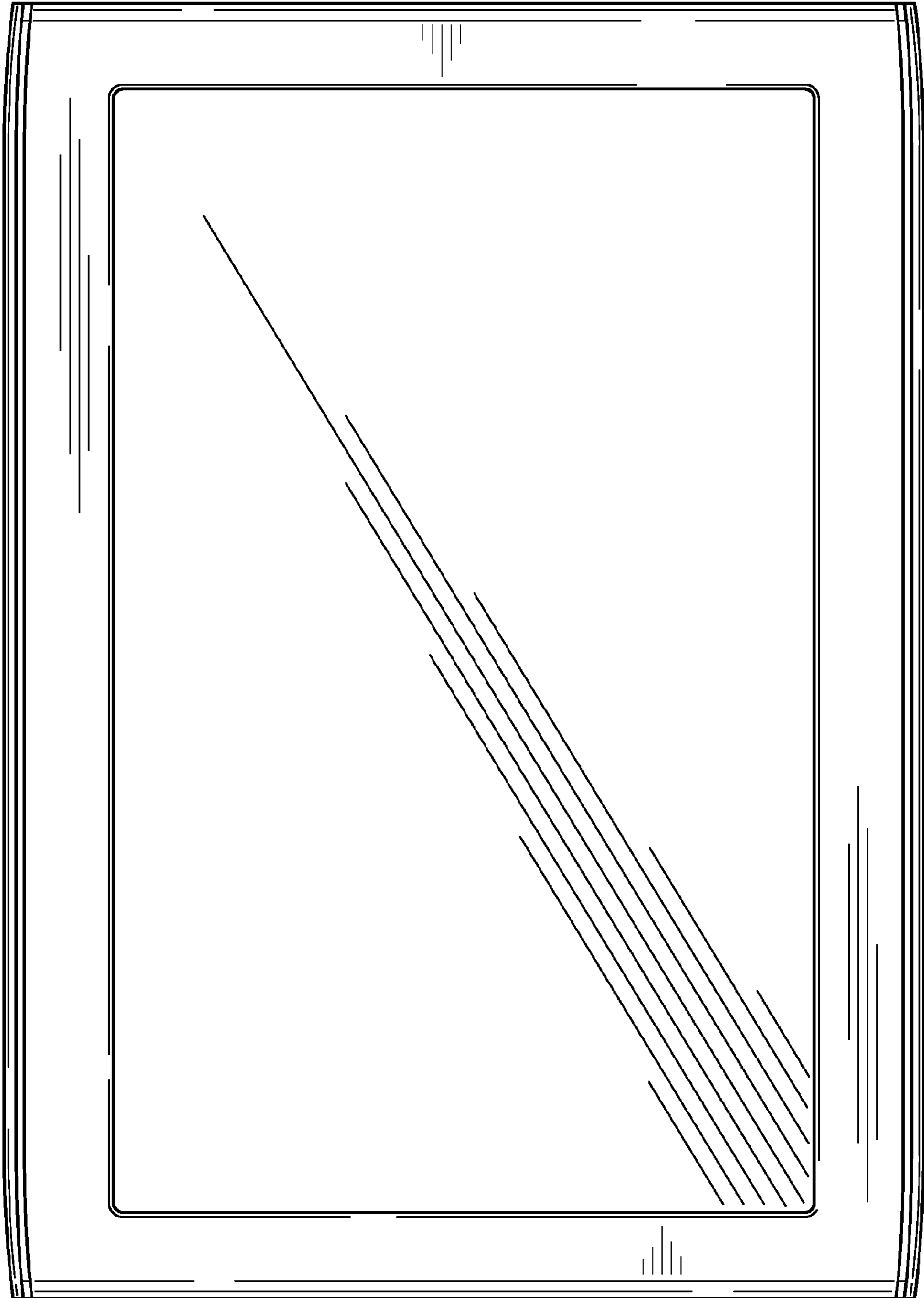


FIG. 2




FIG. 3




FIG. 4

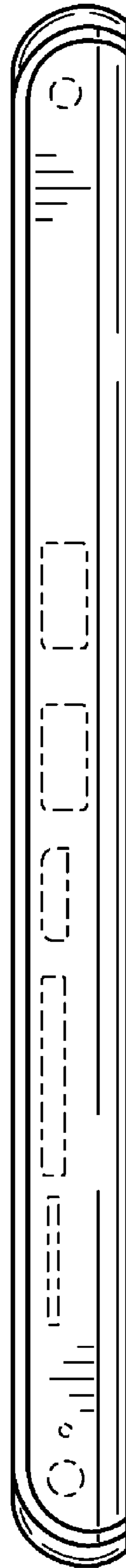


FIG. 5



FIG. 6



FIG. 7

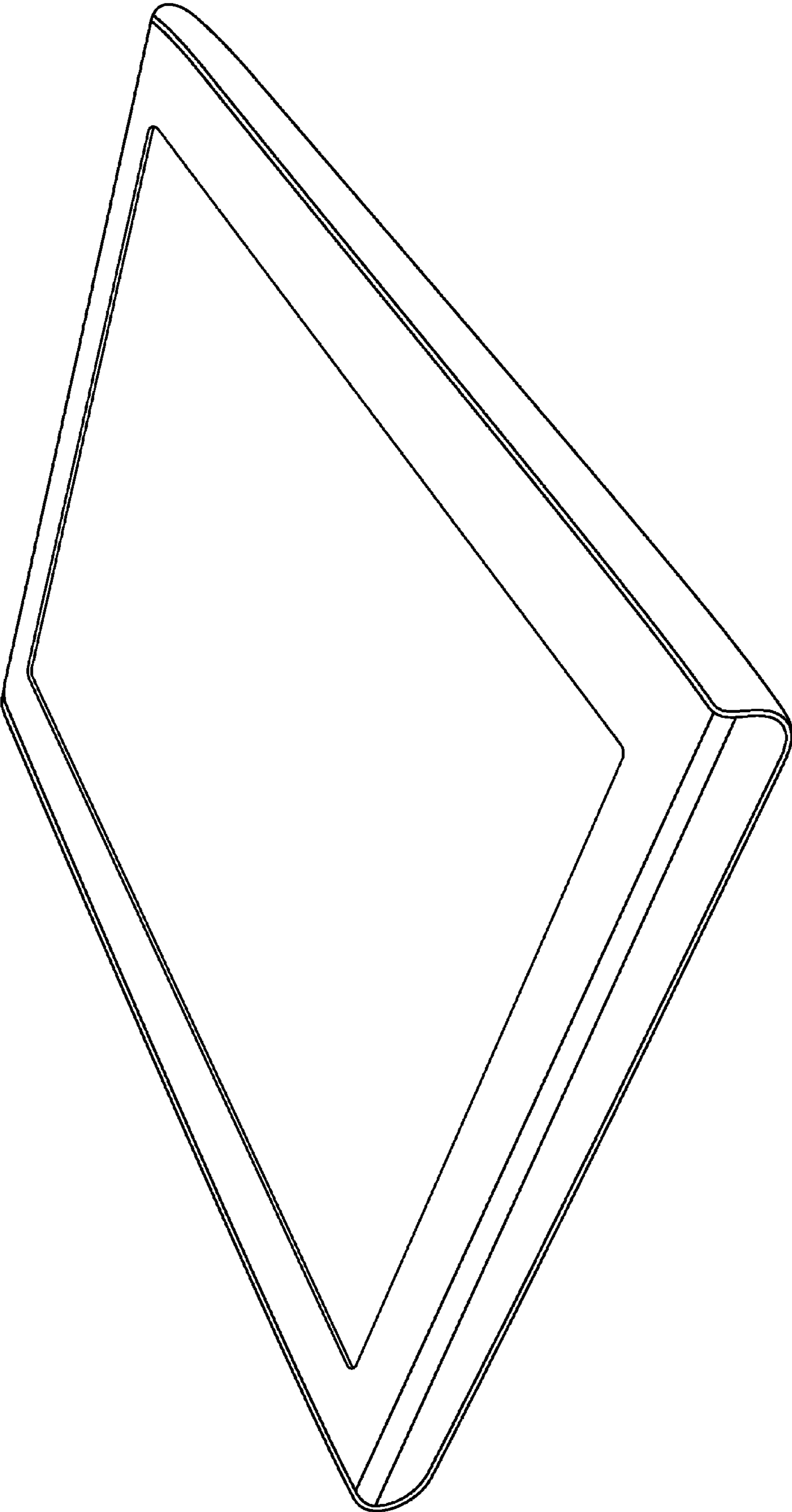


FIG. 8




FIG. 9




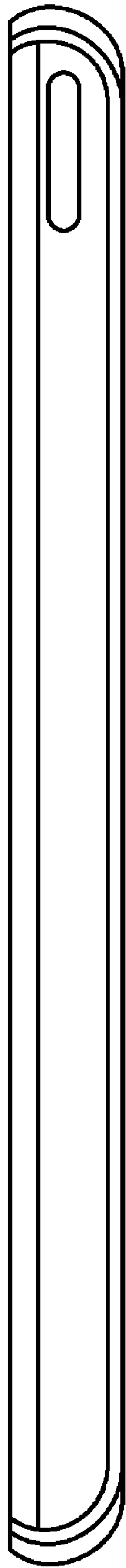
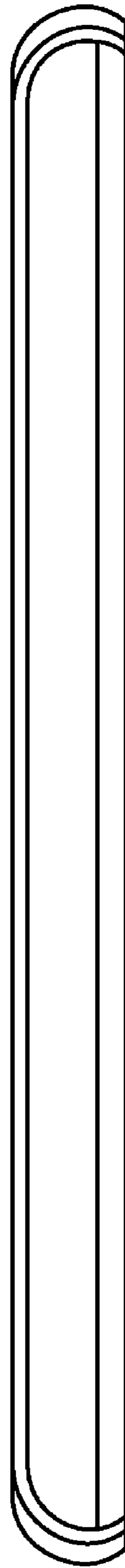


FIG. 10



**FIG. 11**



**FIG. 12**




FIG. 13




FIG. 14