



US00D634303S

(12) **United States Design Patent**
Beedham

(10) **Patent No.:** **US D634,303 S**

(45) **Date of Patent:** **** Mar. 15, 2011**

(54) **DOCKING STATION FOR LIGHT OR ELECTRONIC DEVICE**

(75) Inventor: **Martyn Beedham**, Amsterdam (NL)

(73) Assignee: **Koninklijke Philips Electronics N.V.**, Eindhoven (NL)

(**) Term: **14 Years**

(21) Appl. No.: **29/353,444**

(22) Filed: **Jan. 8, 2010**

(51) **LOC (9) Cl.** **14-03**

(52) **U.S. Cl.** **D14/217**

(58) **Field of Classification Search** D14/142, D14/149, 155, 157, 188, 191–193, 203.1–203.8, D14/217, 251, 253, 432–435.1, 447, 451, D14/496, 474, 480.1–480.7; D13/107, 108, D13/118; D3/218; 248/221.11, 309.1; 320/107, 320/110, 113–115; 361/600; 439/529, 534; 455/556.1–556.2, 557; D26/51, 52, 60, 138
See application file for complete search history.

(56) **References Cited**

U.S. PATENT DOCUMENTS

D250,108 S *	10/1978	Genaro et al.	D14/149
D406,812 S *	3/1999	Nagele et al.	D13/108
D407,685 S *	4/1999	Lohrding et al.	D13/107
D408,783 S *	4/1999	Lucaci et al.	D13/107

D425,077 S *	5/2000	Hamilton	D14/253
D514,512 S *	2/2006	Rubin et al.	D13/108
D532,005 S *	11/2006	Leith	D14/253
D552,598 S *	10/2007	Bart	D14/217
D553,154 S *	10/2007	Kim	D14/496
D579,917 S *	11/2008	Marchand et al.	D14/217
D582,887 S *	12/2008	Poandl	D14/172

OTHER PUBLICATIONS

“Phillips HF3490 Wake up Light is also a bedside lamp, iPod dock”, Vlad Savov—Endgadget.com, “<http://www.engadget.com/2007/07/30/phillips-hf3490-wake-up-light-is-also-a-bedside-lamp-ipod-dock>”, dated Jul. 30, 2009, accessed Aug. 27, 2010, 1pg.*

* cited by examiner

Primary Examiner — Stella M Reid

Assistant Examiner — Keli L Hill

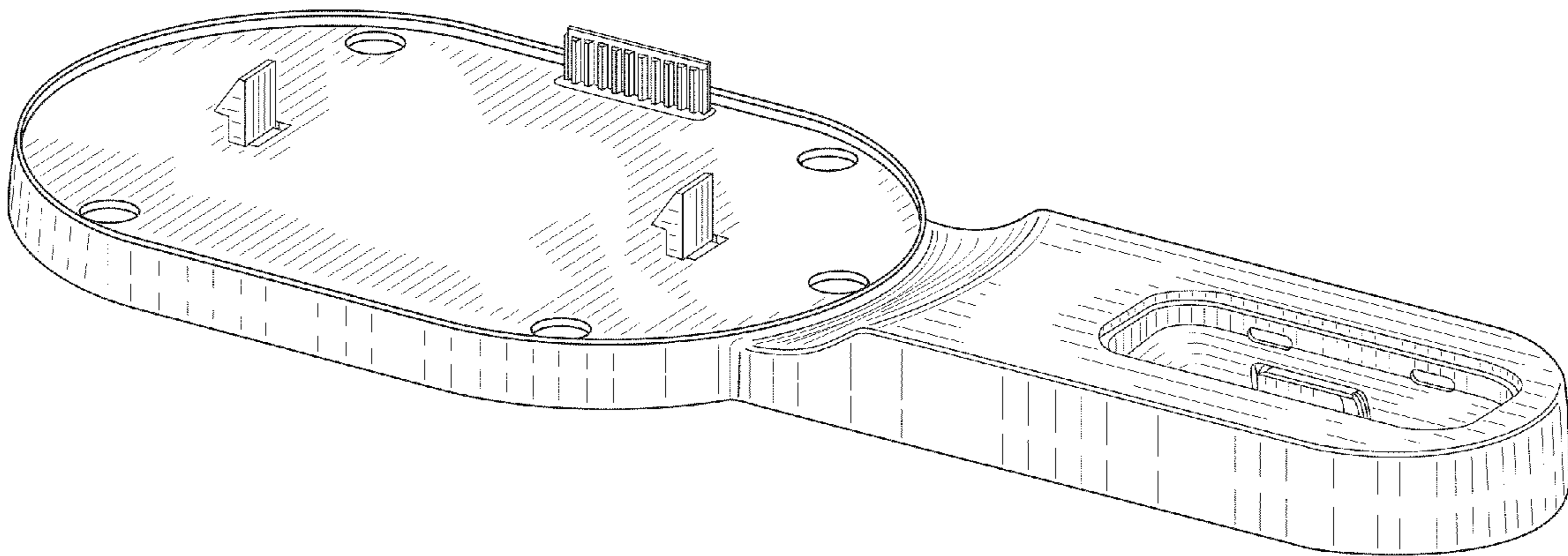
(57) **CLAIM**

The ornamental design for a docking station for light or electronic device, as shown.

DESCRIPTION

FIG. 1 is a perspective view showing my design; FIG. 2 is a front elevational view thereof; FIG. 3 is a rear elevational view thereof; FIG. 4 is a right side elevational view thereof; FIG. 5 is a left side elevational view thereof; FIG. 6 is a top plan view thereof; and, FIG. 7 is a bottom plan view thereof.

1 Claim, 3 Drawing Sheets



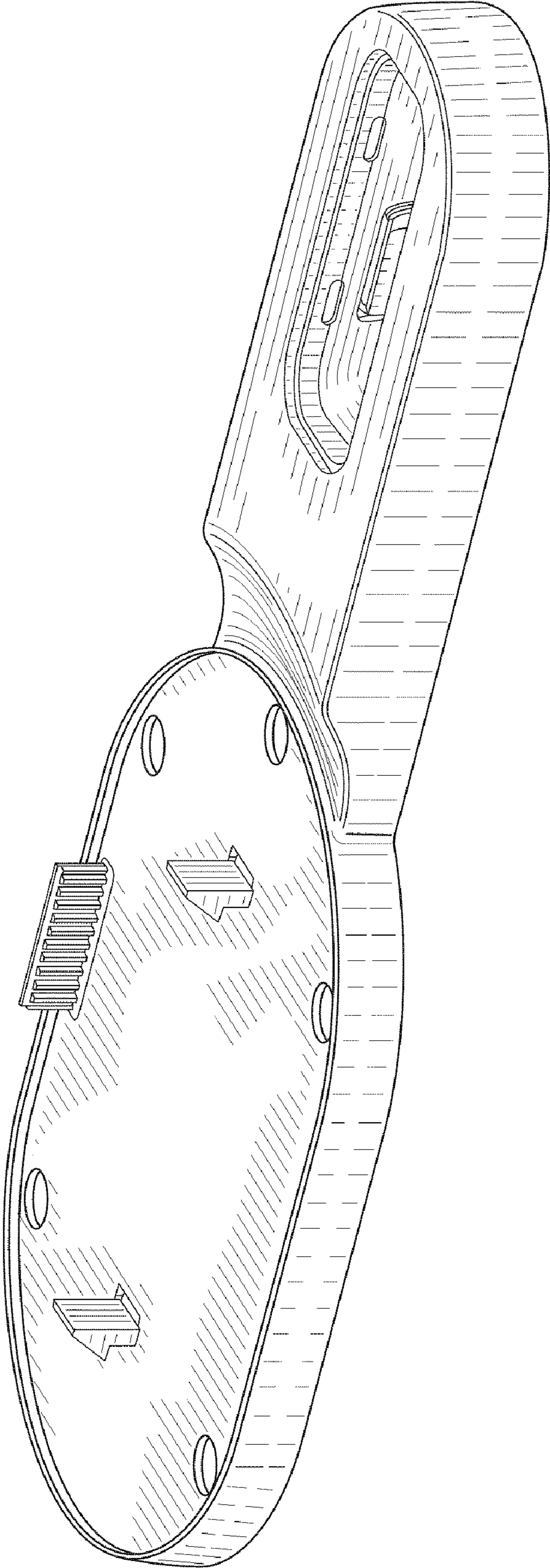


FIG. 1

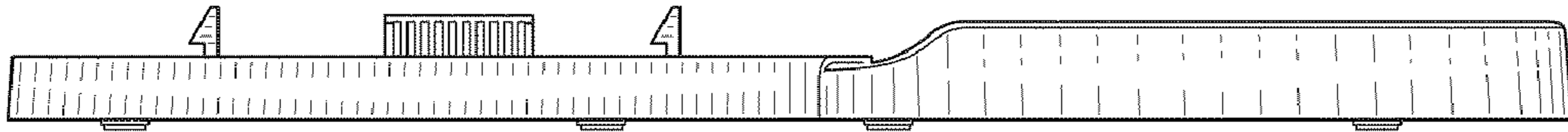


FIG. 2

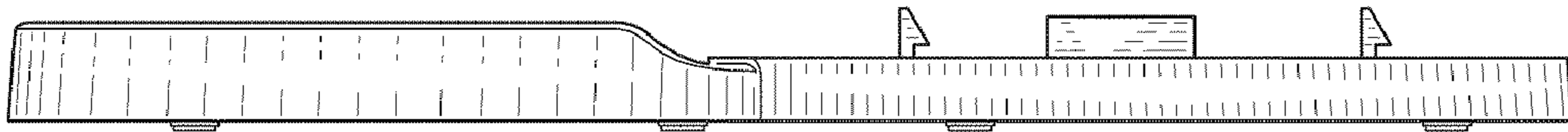


FIG. 3

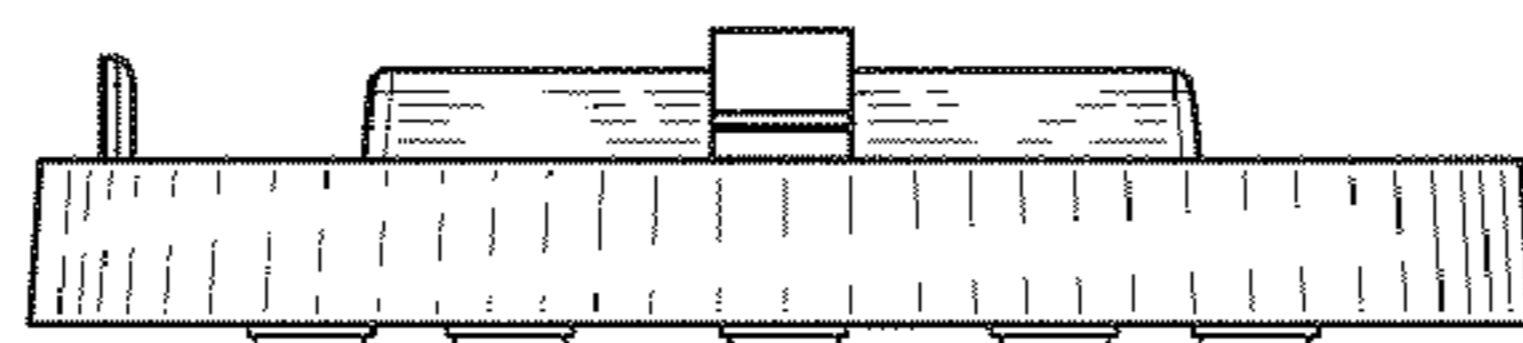


FIG. 4

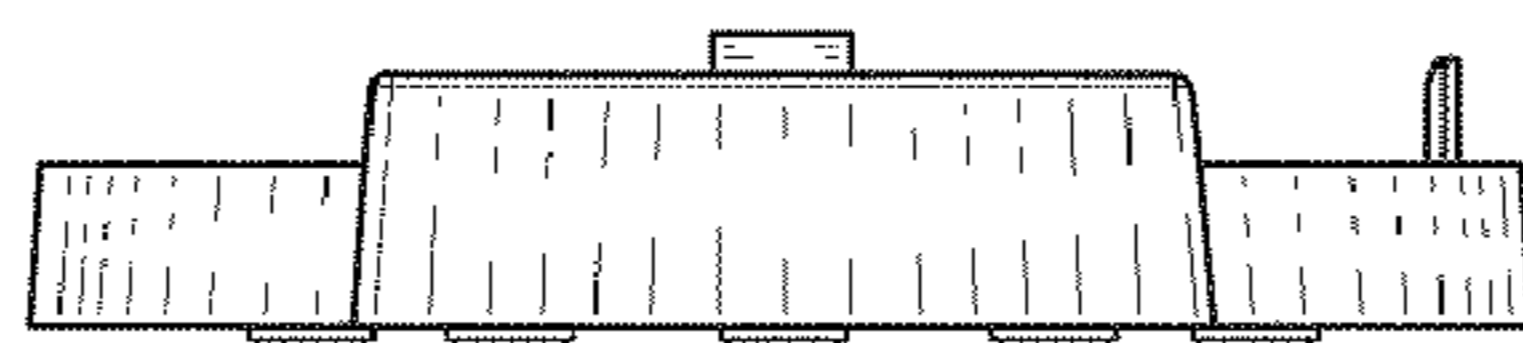


FIG. 5

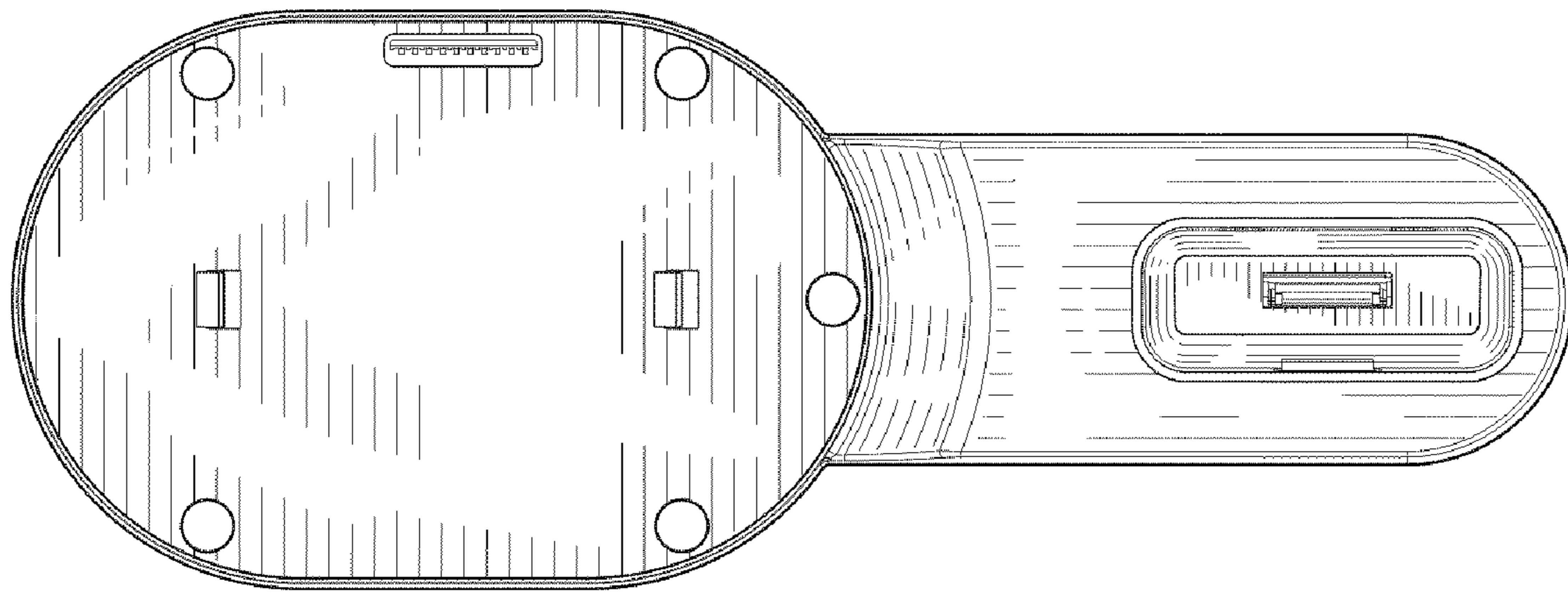


FIG. 6

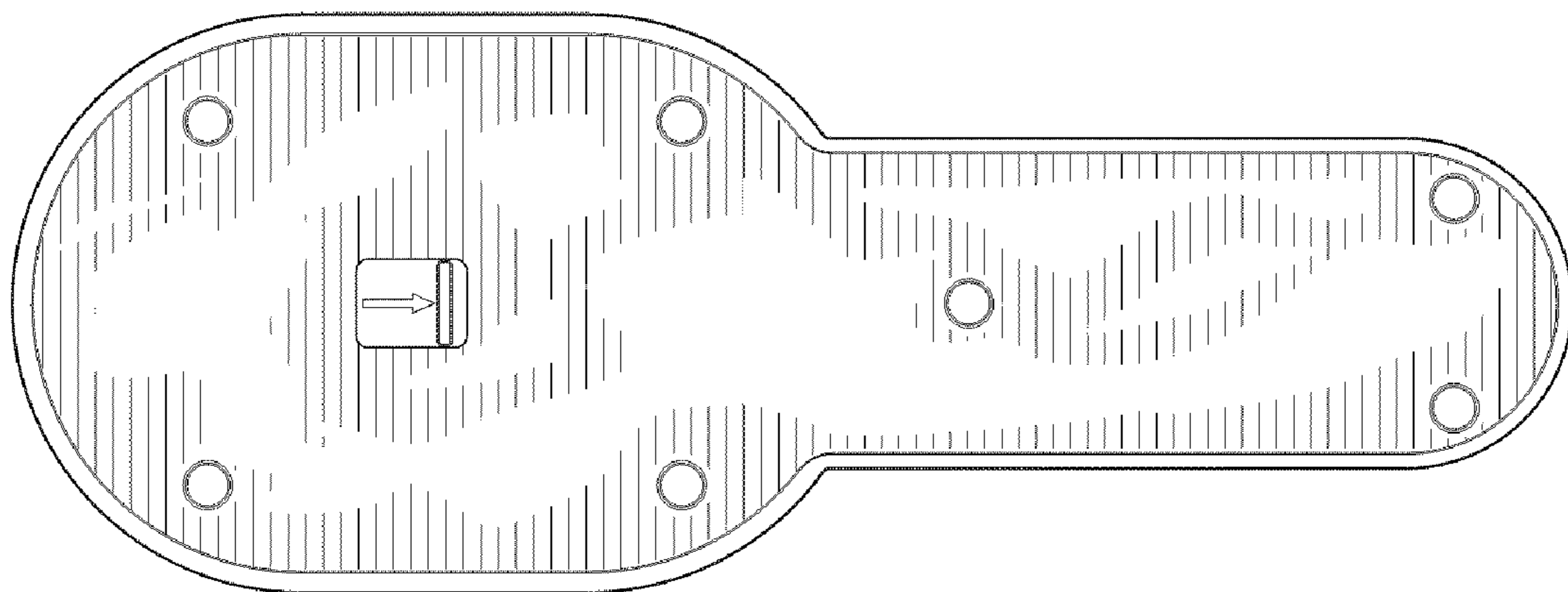


FIG. 7