



US00D634275S

(12) **United States Design Patent**
Bower

(10) **Patent No.:** **US D634,275 S**

(45) **Date of Patent:** **** *Mar. 15, 2011**

(54) **TEST PLUG**

(75) Inventor: **Andrew Bower**, Amherst, NH (US)

(73) Assignee: **ABB Inc.**, Cary, NC (US)

(**) Term: **14 Years**

(21) Appl. No.: **29/356,140**

(22) Filed: **Feb. 19, 2010**

(51) **LOC (9) Cl.** **13-03**

(52) **U.S. Cl.** **D13/147; D10/78**

(58) **Field of Classification Search** D10/75,
D10/78; D13/133, 146-147, 154, 184; 340/438;
379/21; 439/174, 395, 540.1, 620.04, 651,
439/682

See application file for complete search history.

D410,894 S	6/1999	Chau et al.
D411,173 S	6/1999	Chau et al.
D493,167 S	11/2002	Yu
D531,579 S	11/2006	Peng et al.
D544,446 S	6/2007	Yang et al.
D558,687 S	1/2008	Ball
D583,334 S	12/2008	Ball et al.
D585,388 S	1/2009	Ball et al.
D593,961 S	6/2009	Ball et al.
D595,170 S	6/2009	Masters et al.
D611,004 S	3/2010	Nutting et al.
D621,784 S	8/2010	Bower et al.
D621,793 S	8/2010	Nutting et al.

* cited by examiner

Primary Examiner — Antoine D Davis

(74) *Attorney, Agent, or Firm* — Paul Katterle; Robert Nupp

(57) **CLAIM**

I claim the ornamental design for a test plug, as shown and described.

DESCRIPTION

FIG. 1 is an isometric front and right side view of a test plug of the present invention;

FIG. 2 is top view of the FIG. 1 test plug;

FIG. 3 is a front view of the FIG. 1 test plug;

FIG. 4 is a right side view of the FIG. 1 test plug;

FIG. 5 is a left view of the FIG. 1 test plug;

FIG. 6 is a rear view of the FIG. 1 test plug; and,

FIG. 7 is a bottom view of the FIG. 1 test plug.

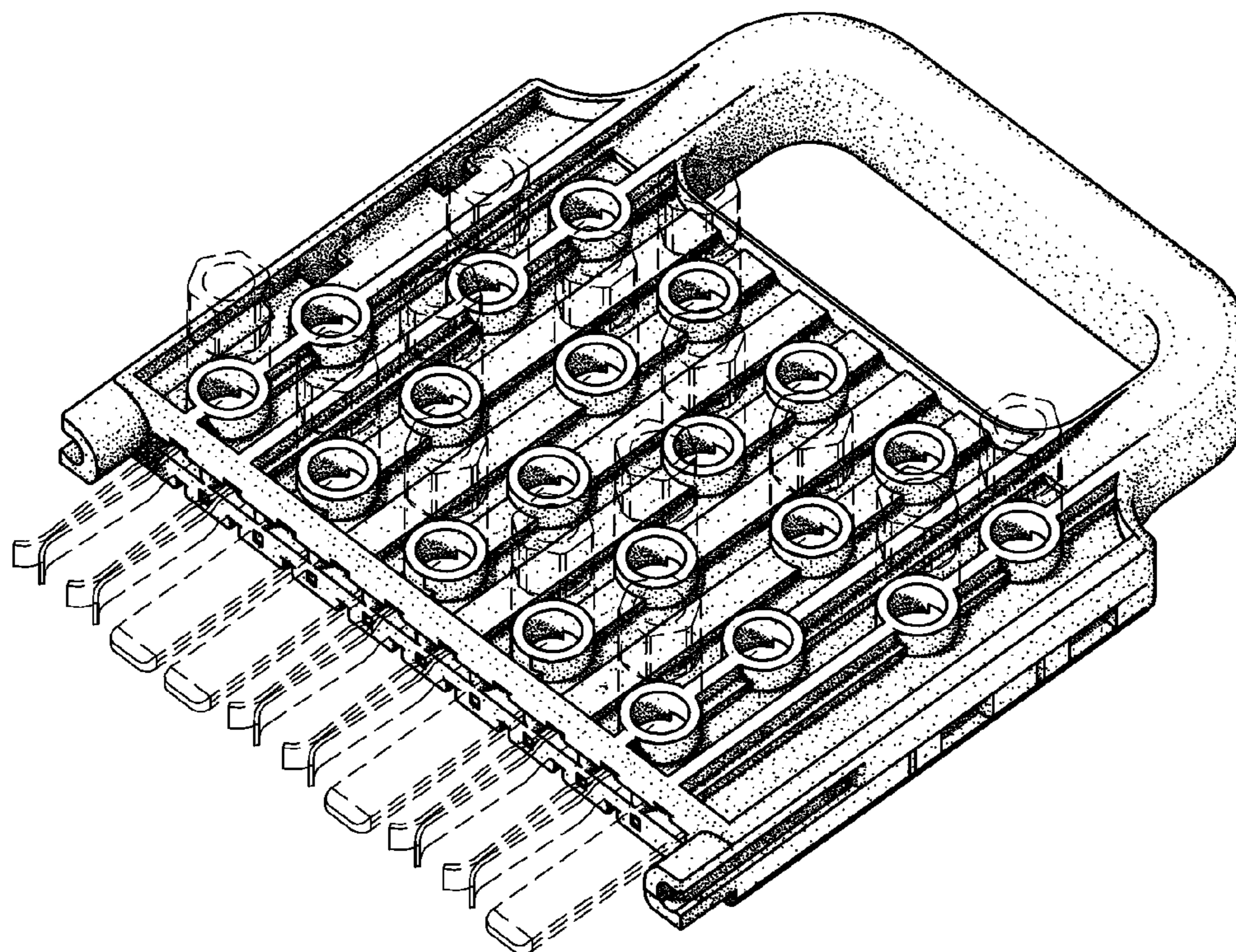
I disclaim all portions in dashed lines.

1 Claim, 7 Drawing Sheets

(56) **References Cited**

U.S. PATENT DOCUMENTS

D290,249 S	6/1987	Knickerbocker et al.
D298,932 S	12/1988	Knickerbocker et al.
4,924,345 A	5/1990	Siemon et al.
D313,006 S	12/1990	Siemon et al.
D321,503 S	11/1991	Ditzig
D326,443 S	5/1992	Ingelsbe
5,120,245 A *	6/1992	Robertson et al. 439/395
5,153,988 A	10/1992	Mattis et al.
D367,039 S	2/1996	Loh
D373,757 S	9/1996	Abucewicz
D408,361 S	4/1999	Chau et al.



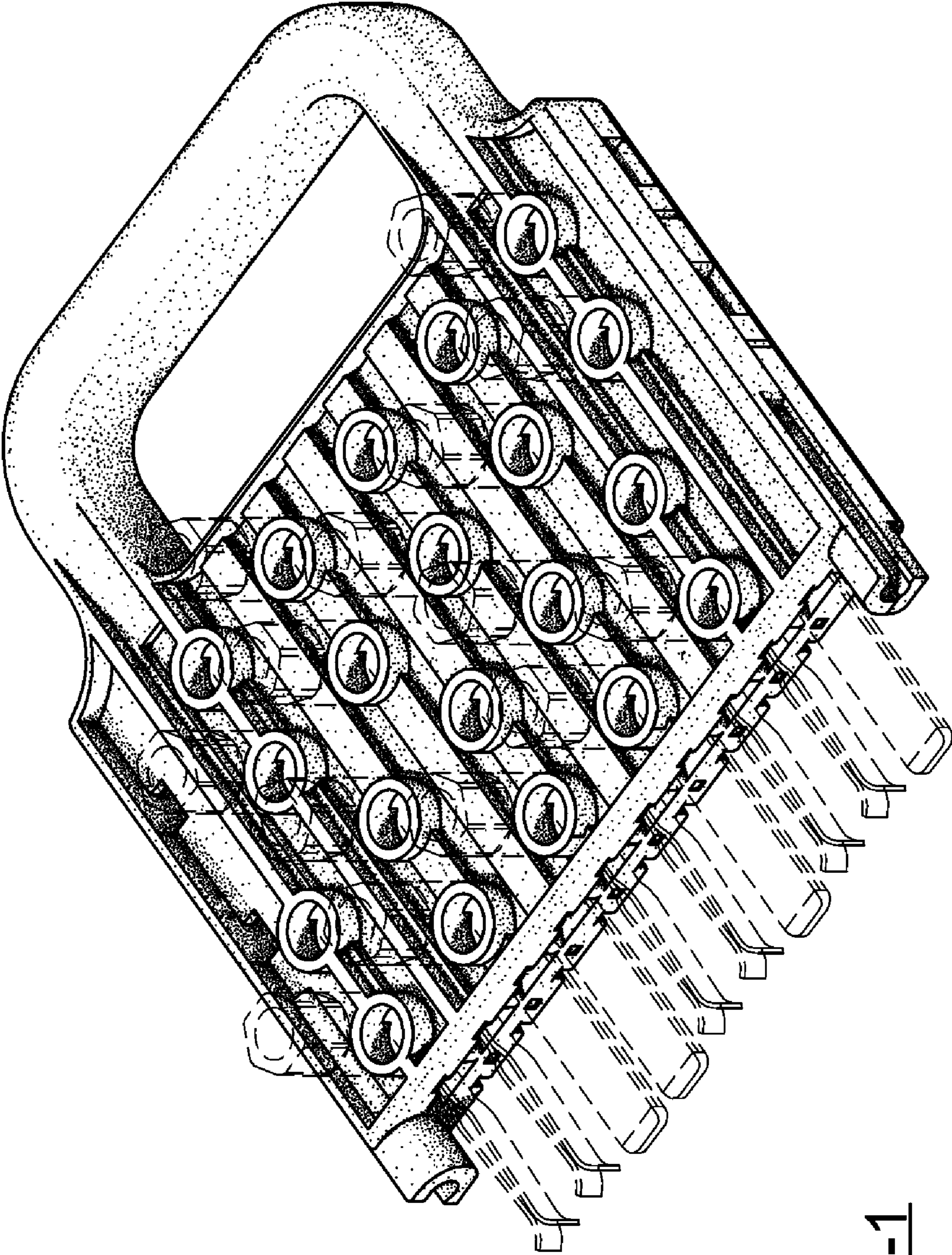


FIG.-1

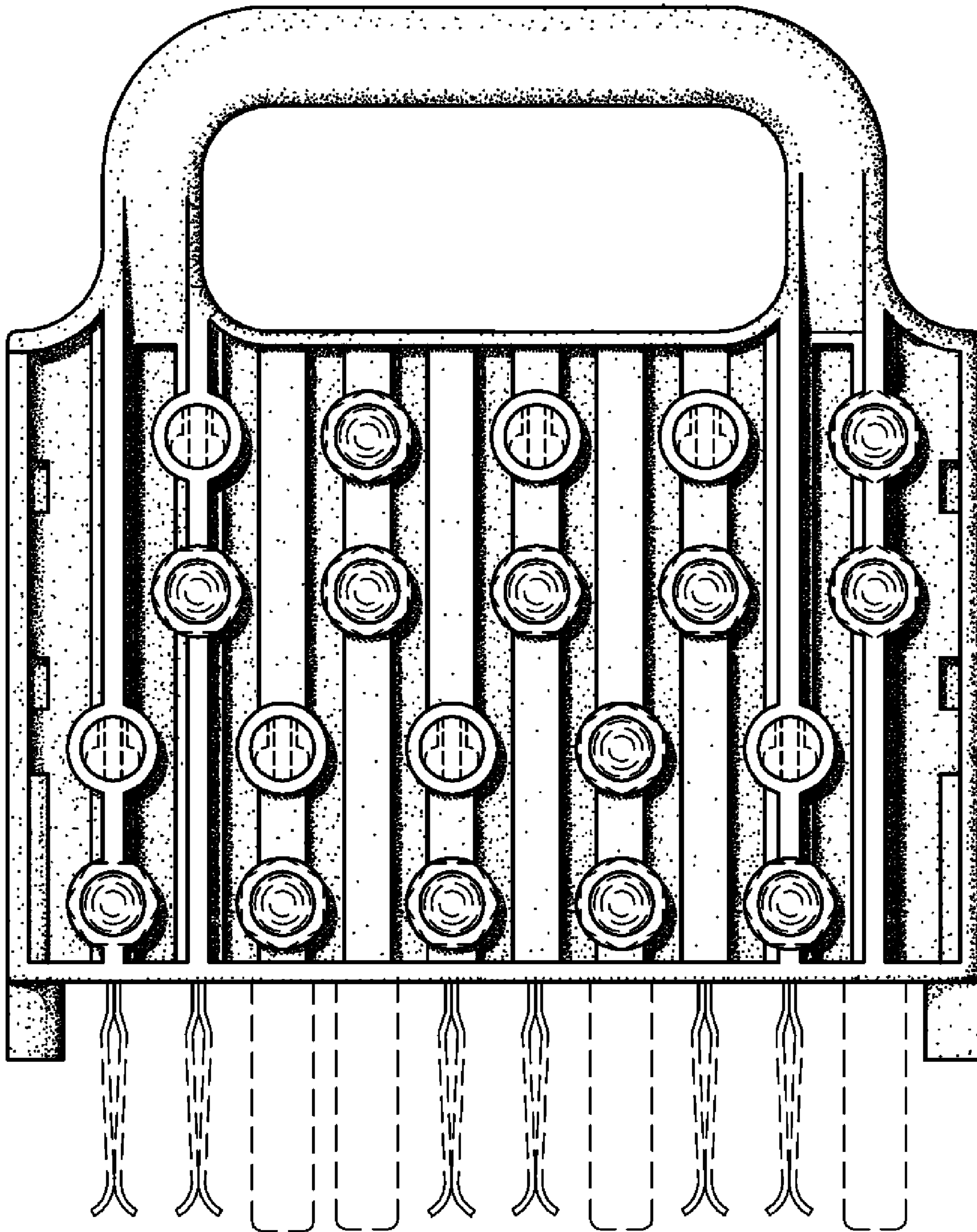


FIG.-2




FIG.-3

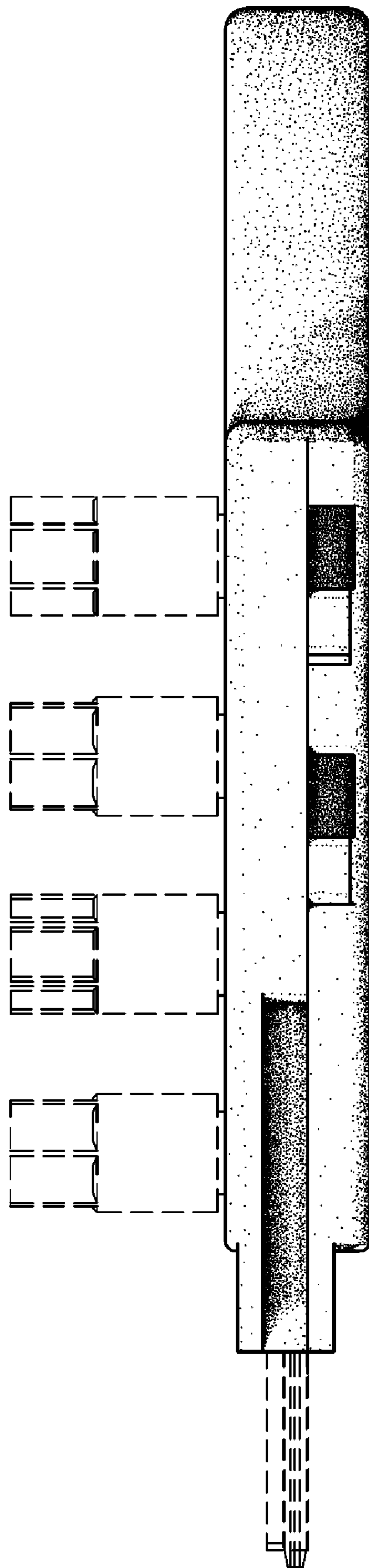


FIG.-4

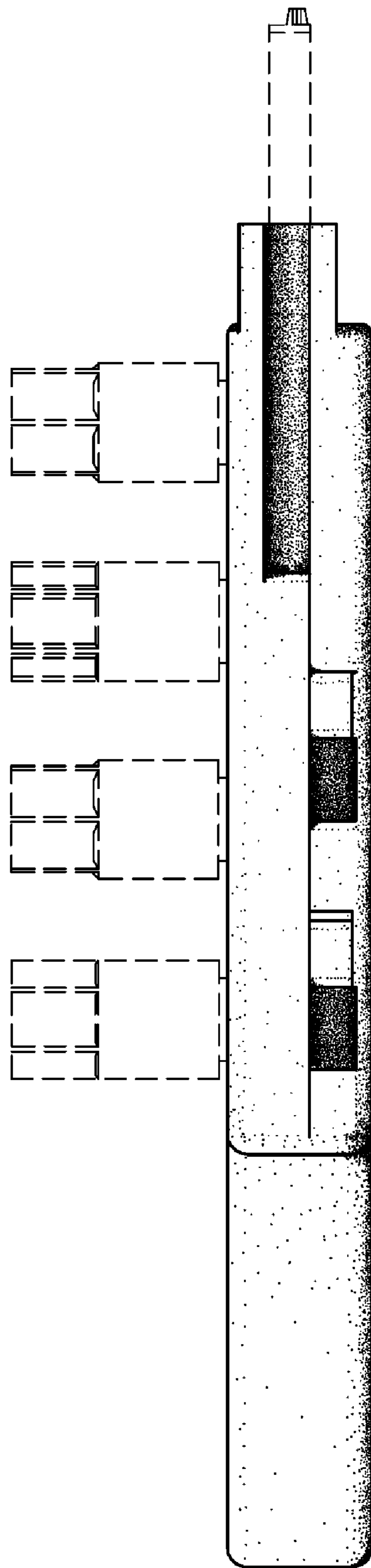


FIG.-5

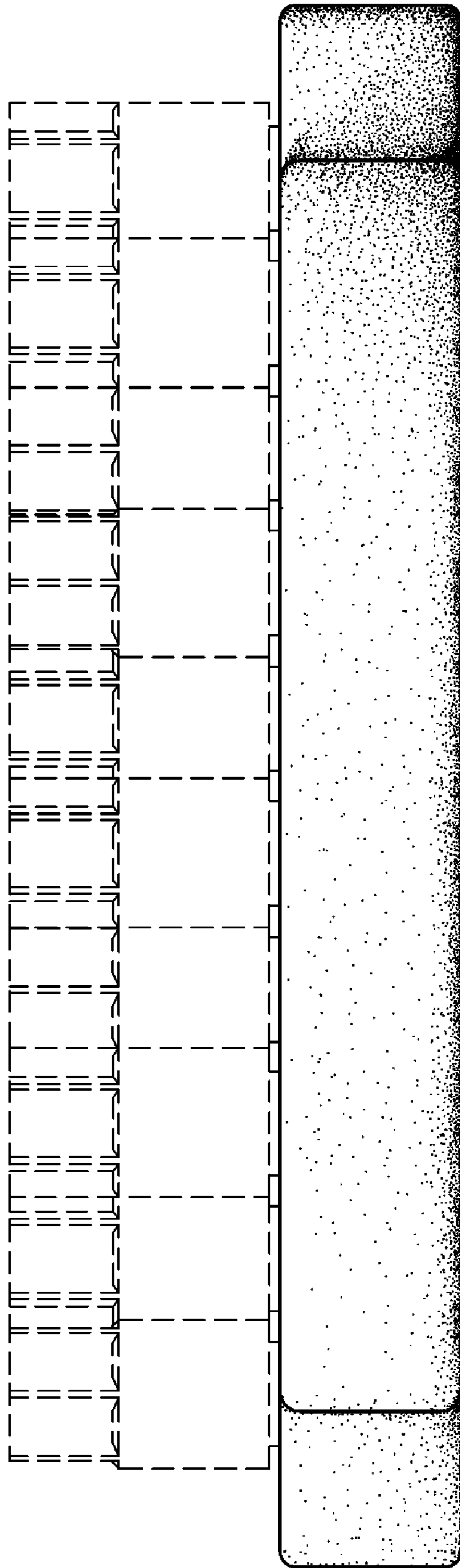


FIG.-6

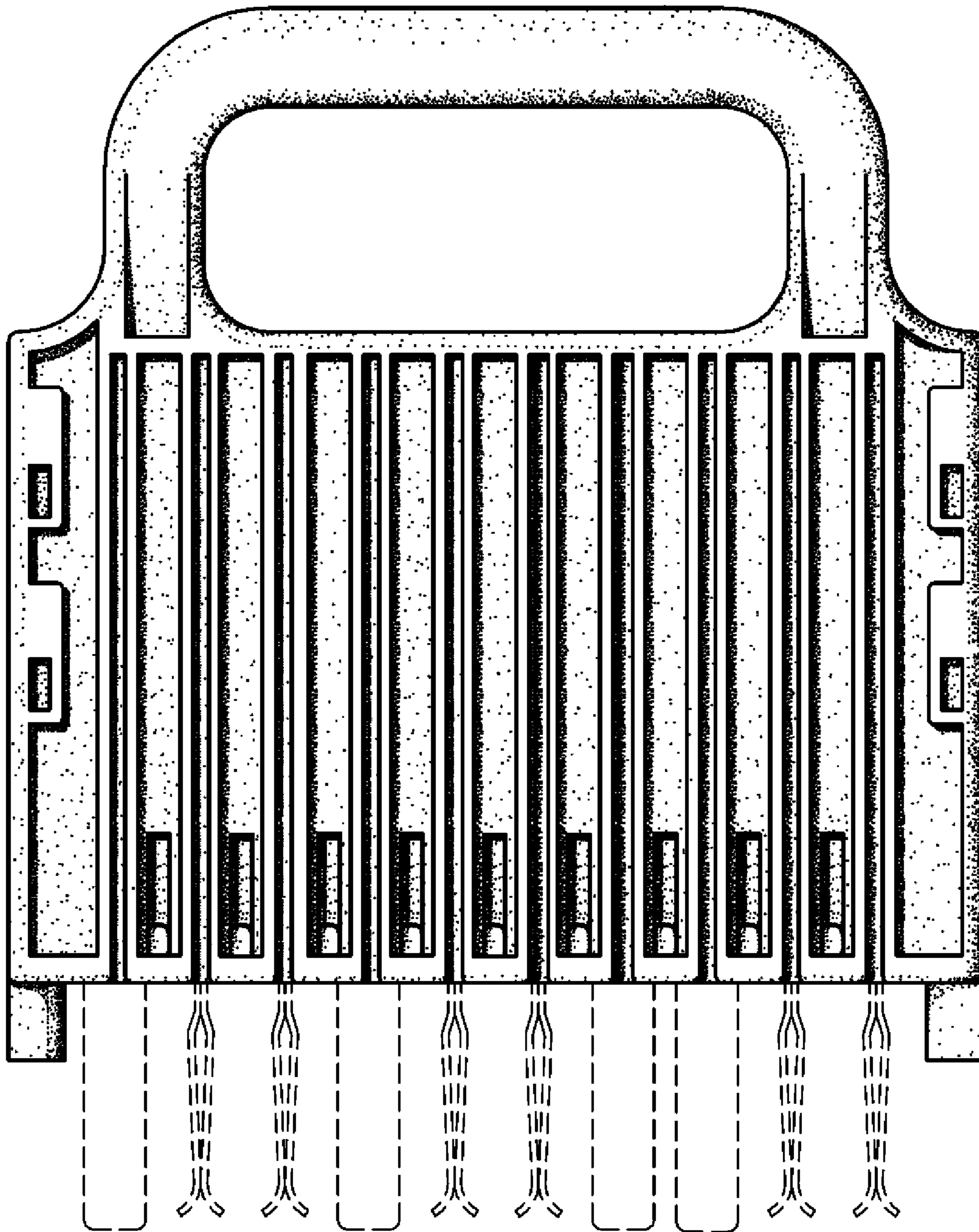


FIG.-7