

US00D634259S

(12) **United States Design Patent**  
**Farber**

(10) **Patent No.:** **US D634,259 S**  
(45) **Date of Patent:** **\*\* Mar. 15, 2011**

(54) **HITCH-MOUNT BICYCLE CARRIER**  
(75) Inventor: **Robert Farber**, Montreal (CA)  
(73) Assignee: **Swiss Cargo Industries S.A. Inc.**, St. Jean, Quebec (CA)  
(\*\*) Term: **14 Years**  
(21) Appl. No.: **29/366,438**  
(22) Filed: **Jul. 26, 2010**  
(51) **LOC (9) Cl.** ..... **12-11**  
(52) **U.S. Cl.** ..... **D12/408**  
(58) **Field of Classification Search** ..... D12/406-408;  
224/42.11, 515, 519, 545, 495, 502, 505,  
224/506, 522, 535-537, 548, 552, 553, 567,  
224/572, 324, 421, 425-427, 496, 497, 499,  
224/490-493, 533, 924, 935, 403; 280/288.4,  
280/304.5  
See application file for complete search history.

7,261,228 B2 \* 8/2007 Prescott et al. .... 224/502  
D602,420 S \* 10/2009 Kuschmeader et al. .... D12/408  
D608,723 S \* 1/2010 Flaherty et al. .... D12/408  
2007/0057001 A1 \* 3/2007 Wang ..... 224/536  
2008/0093404 A1 \* 4/2008 Clausen et al. .... 224/519  
2009/0120986 A1 \* 5/2009 Sautter et al. .... 224/497  
\* cited by examiner

*Primary Examiner* — Philip S Hyder  
*Assistant Examiner* — Linda G. Brooks  
(74) *Attorney, Agent, or Firm* — Husch Blackwell LLP

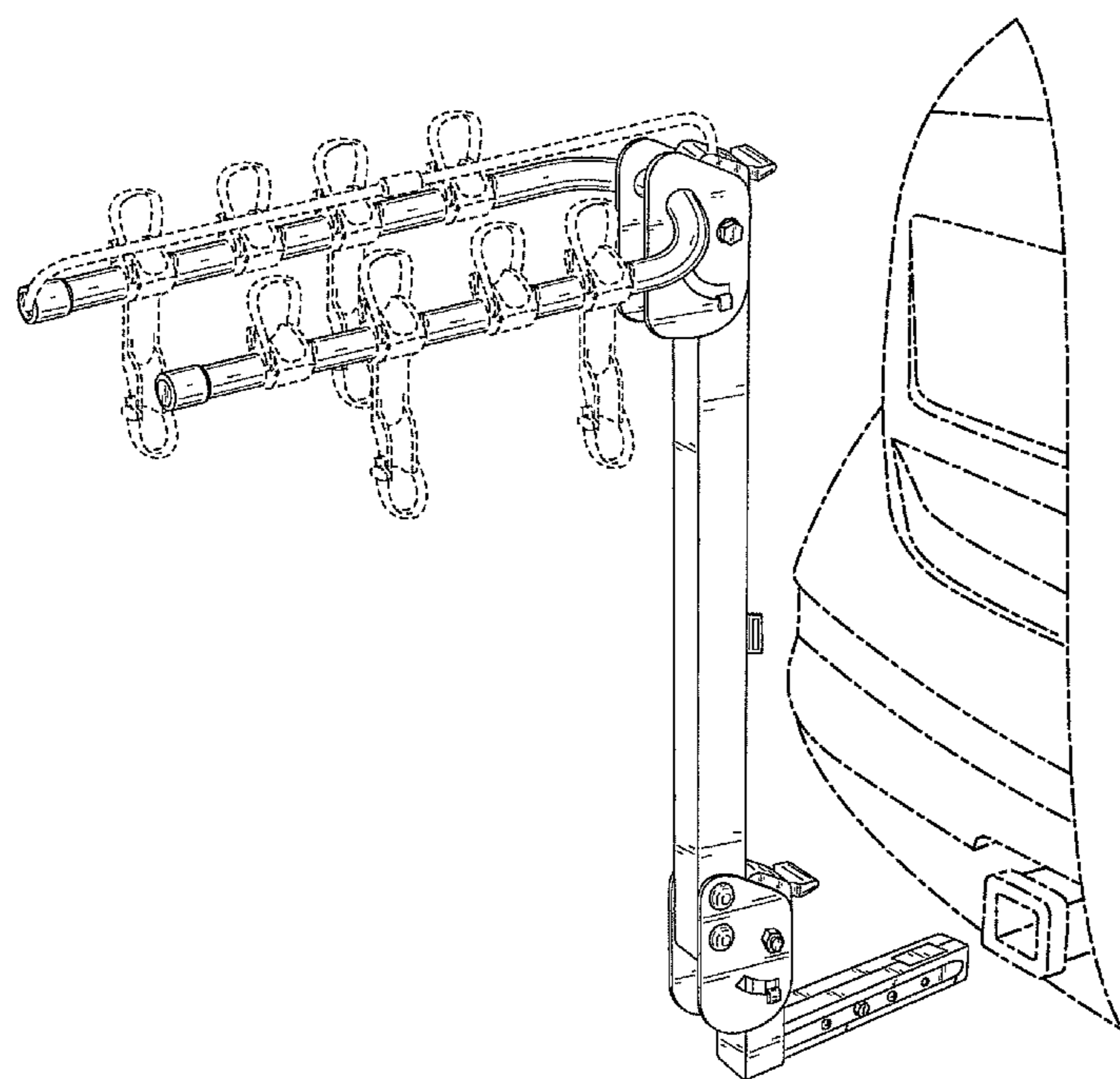
(57) **CLAIM**  
The ornamental design for a hitch-mount bicycle carrier, as shown and described.

**DESCRIPTION**

FIG. 1 is a perspective view of the hitch-mount bicycle carrier.  
FIG. 2 is a front elevational view of the hitch-mount bicycle carrier.  
FIG. 3 is a rear elevational view of the hitch-mount bicycle carrier.  
FIG. 4 is a right side elevational view of the hitch-mount bicycle carrier.  
FIG. 5 is a left side elevational view of the hitch-mount bicycle carrier.  
FIG. 6 is a top plan view of the hitch-mount bicycle carrier; and,  
FIG. 7 is a bottom plan view of the hitch-mount bicycle carrier.  
The broken lines immediately adjacent the shaded areas represent the bounds of the claimed design while all other broken lines are directed to environment and are for illustrative purposes only; the broken lines form no part of the claimed design.

(56) **References Cited**  
U.S. PATENT DOCUMENTS  
D294,564 S \* 3/1988 Stoecker ..... D12/408  
D308,846 S \* 6/1990 Eckhart ..... D12/408  
D337,087 S \* 7/1993 Peterman et al. .... D12/408  
5,259,542 A \* 11/1993 Newbold et al. .... 224/324  
D378,289 S \* 3/1997 Lundgren ..... D12/412  
5,775,555 A \* 7/1998 Bloemer et al. .... 224/531  
D447,997 S \* 9/2001 Ferman et al. .... D12/408  
6,286,738 B1 \* 9/2001 Robins et al. .... 224/314  
6,616,023 B1 \* 9/2003 Dahl et al. .... 224/537  
6,644,525 B1 \* 11/2003 Allen et al. .... 224/497  
6,988,645 B1 \* 1/2006 Nusbaum et al. .... 224/519  
7,000,814 B2 \* 2/2006 Wang ..... 224/520  
7,055,725 B1 \* 6/2006 Kolda ..... 224/505  
7,213,731 B1 \* 5/2007 Kolda ..... 224/537

**1 Claim, 5 Drawing Sheets**



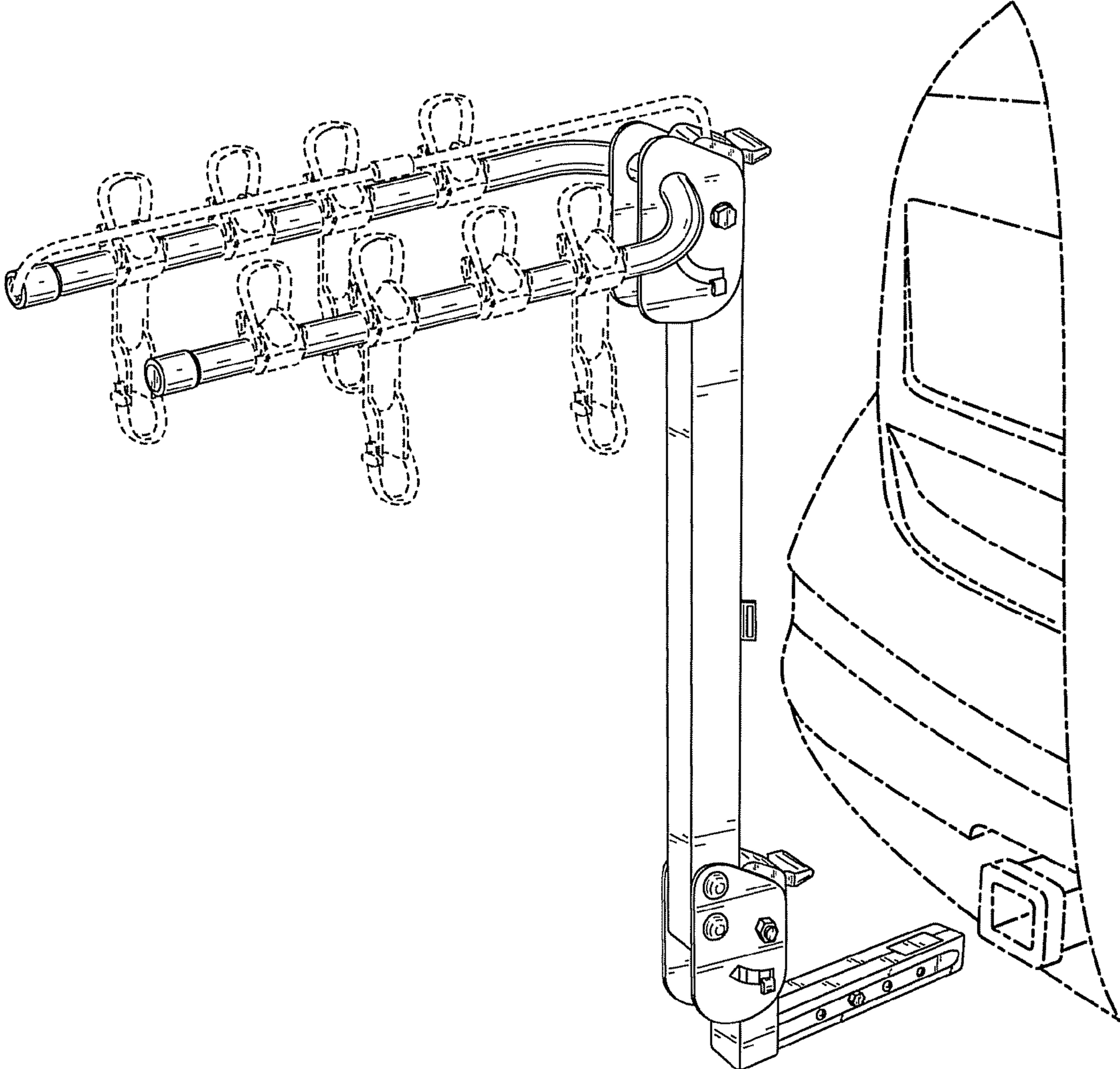


FIG. 1

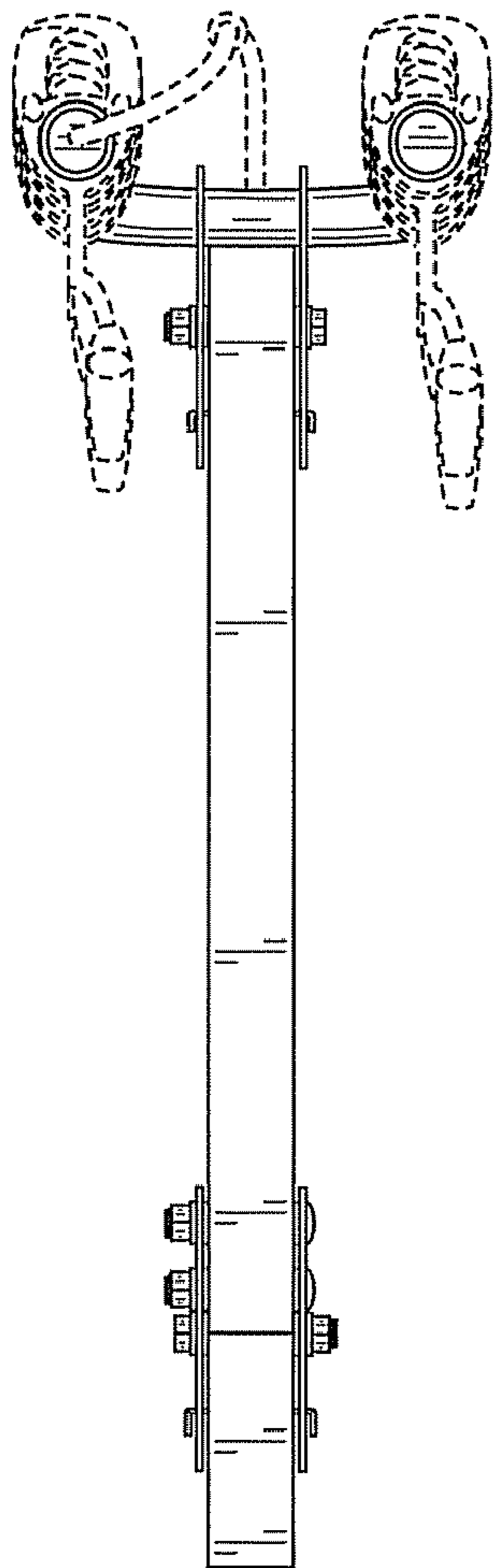


FIG. 2

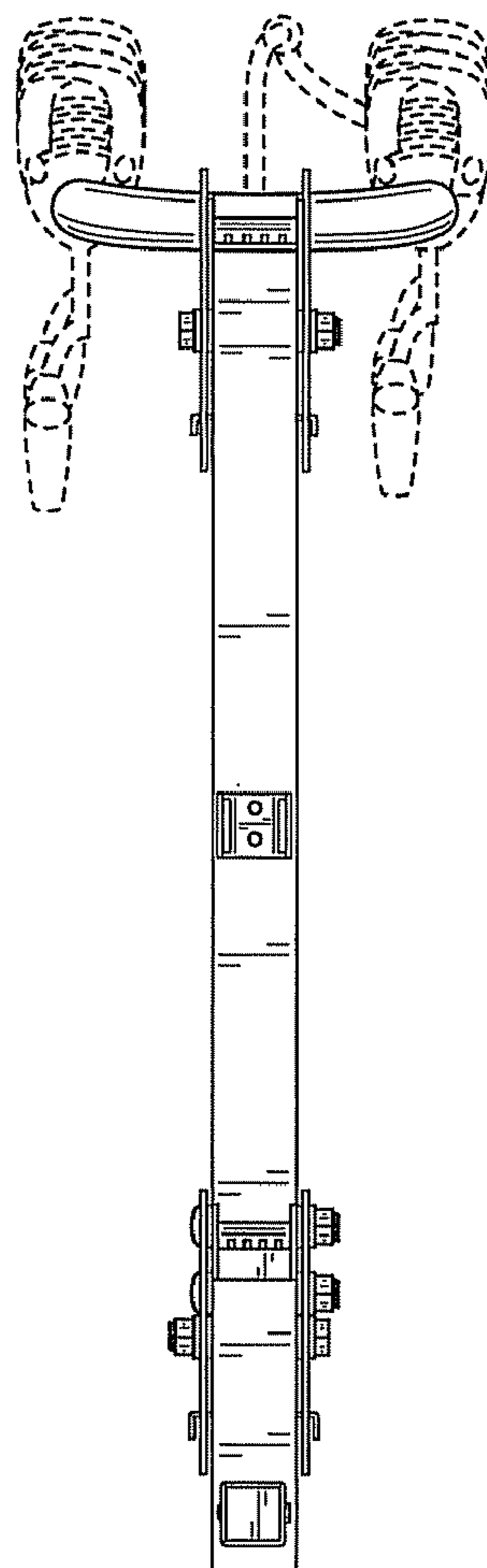


FIG. 3

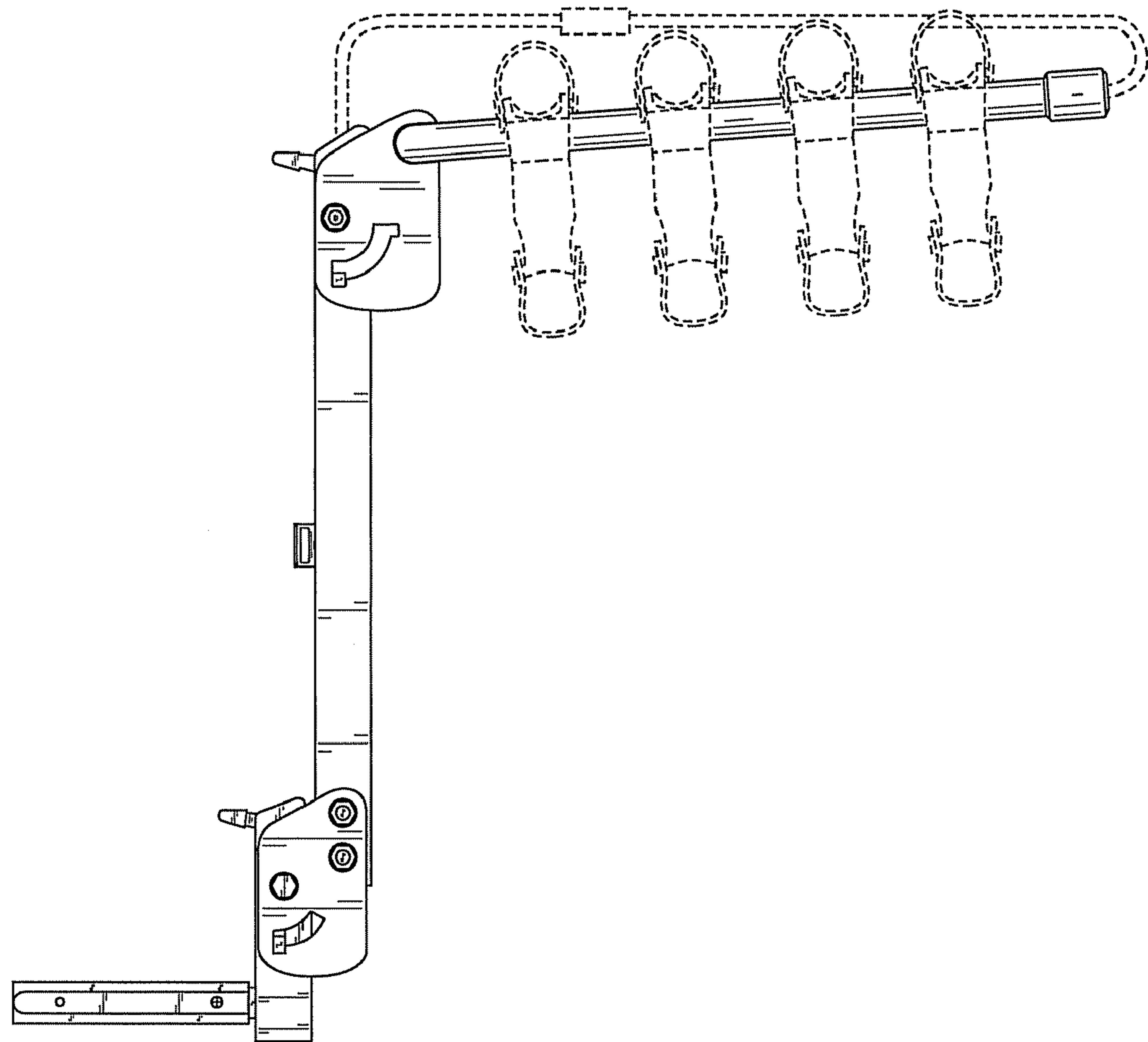


FIG. 4



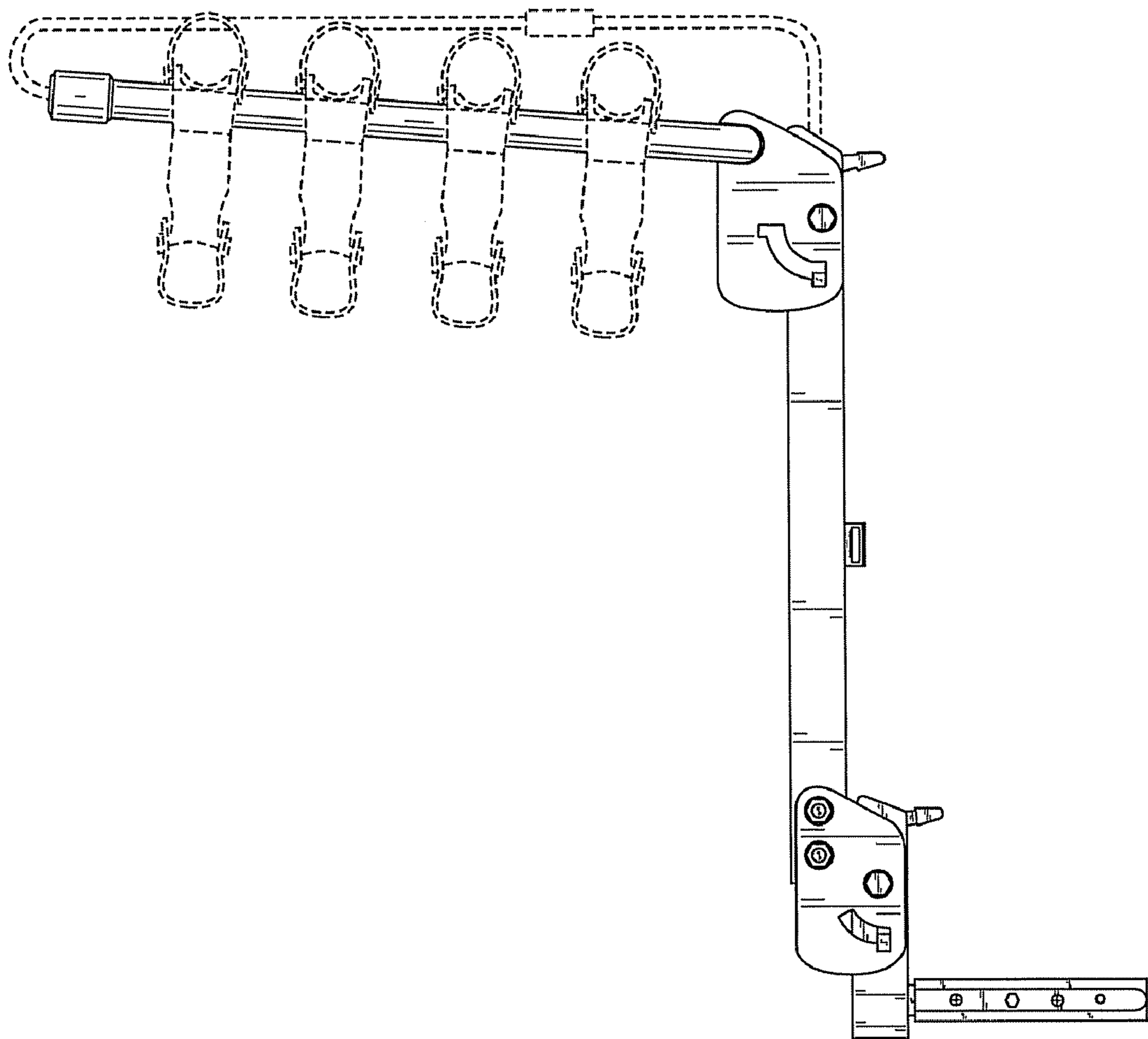


FIG. 5

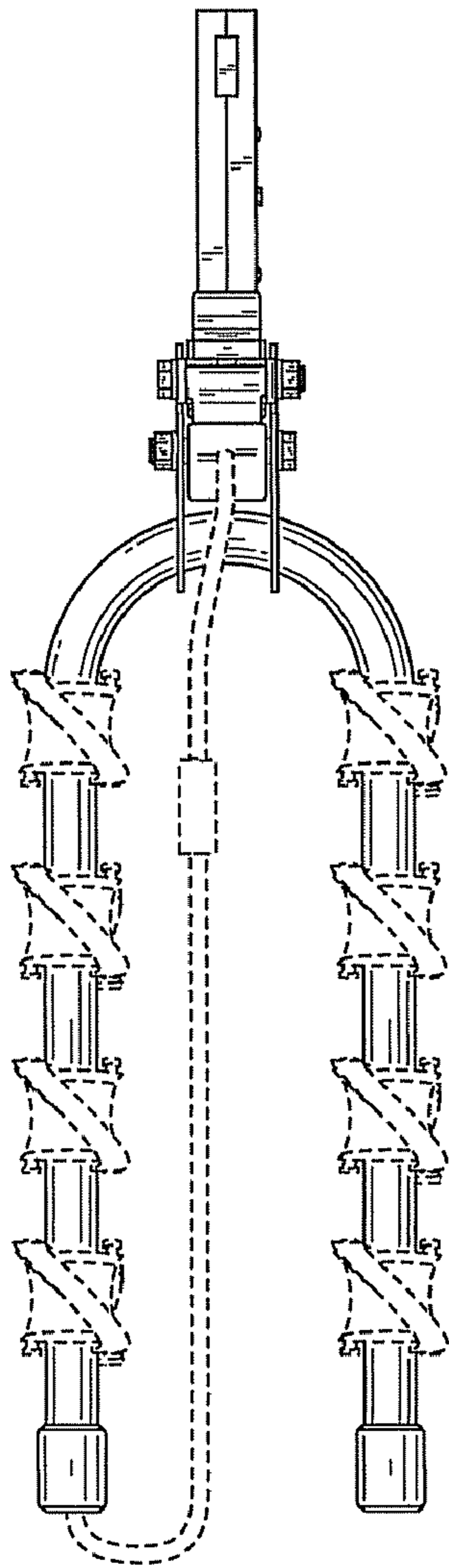


FIG. 6

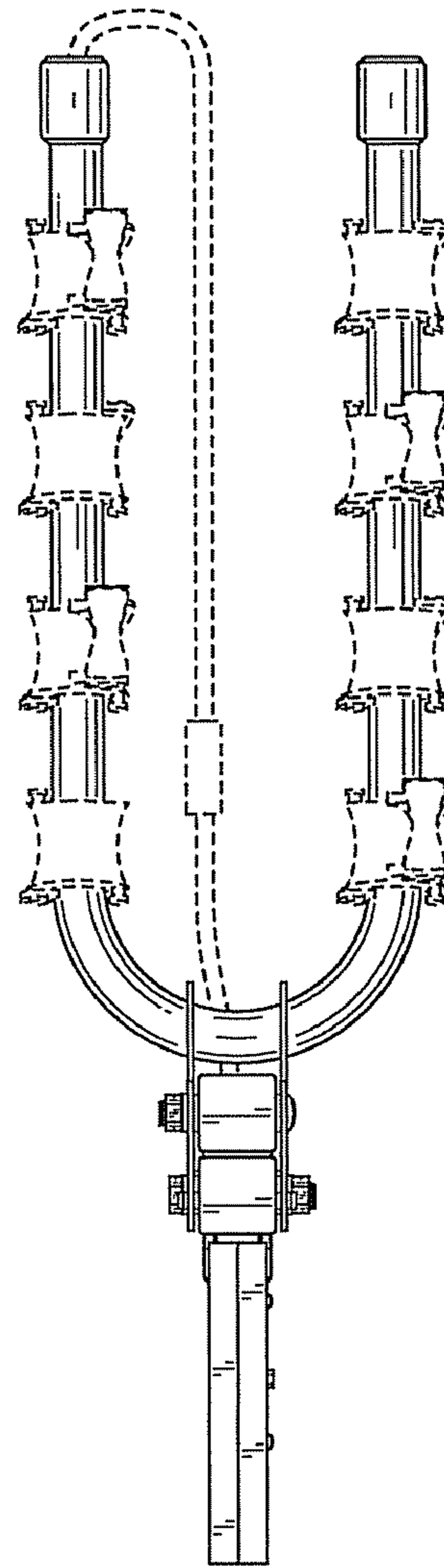


FIG. 7