



US00D634254S

(12) **United States Design Patent**  
**Marlow**

(10) **Patent No.:** **US D634,254 S**

(45) **Date of Patent:** **\*\* Mar. 15, 2011**

(54) **MOTORCYCLE SEAT BACKREST BRACKET**

*Primary Examiner* — Holly H Baynham

(76) Inventor: **Timothy Marlow**, Douglasville, GA  
(US)

(74) *Attorney, Agent, or Firm* — Rodgers & Rodgers

(\*\*) Term: **14 Years**

(57) **CLAIM**

(21) Appl. No.: **29/349,207**

The ornamental design for a motorcycle seat backrest bracket, as shown and described.

(22) Filed: **Mar. 18, 2010**

(51) **LOC (9) Cl.** ..... **12-06**

(52) **U.S. Cl.** ..... **D12/223; D8/354**

(58) **Field of Classification Search** ..... D8/349,  
D8/354; D12/223; 248/300, 581, 589, 612,  
248/638

See application file for complete search history.

**DESCRIPTION**

FIG. 1 is a perspective view of a motorcycle seat backrest bracket showing my new design;

FIG. 2 is a front elevational view thereof, the rear being a mirror image thereof;

FIG. 3 is a top plan view thereof;

FIG. 4 is a bottom plan view thereof;

FIG. 5 is a left-side elevational view thereof; and,

FIG. 6 is right-side elevational view thereof.

The broken lines are included for the purpose of illustrating environment and form no part of the claimed design.

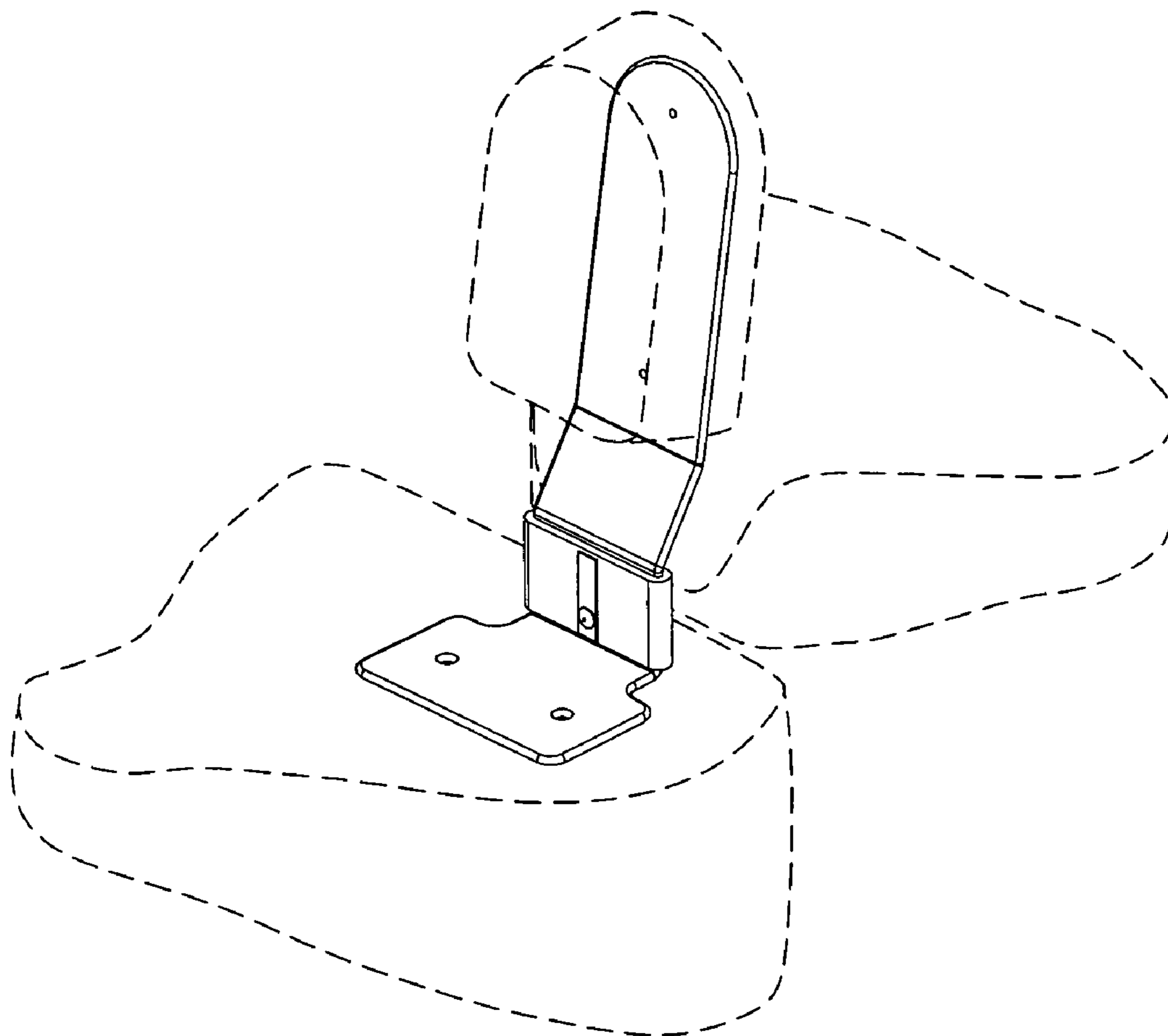
(56) **References Cited**

**U.S. PATENT DOCUMENTS**

D299,809 S *	2/1989	Hagedorn	.....	D8/373
D309,249 S *	7/1990	Crowley	.....	D8/354
D396,402 S *	7/1998	Rastovski	.....	D8/354
D422,886 S *	4/2000	Shea	.....	D8/354

\* cited by examiner

**1 Claim, 2 Drawing Sheets**



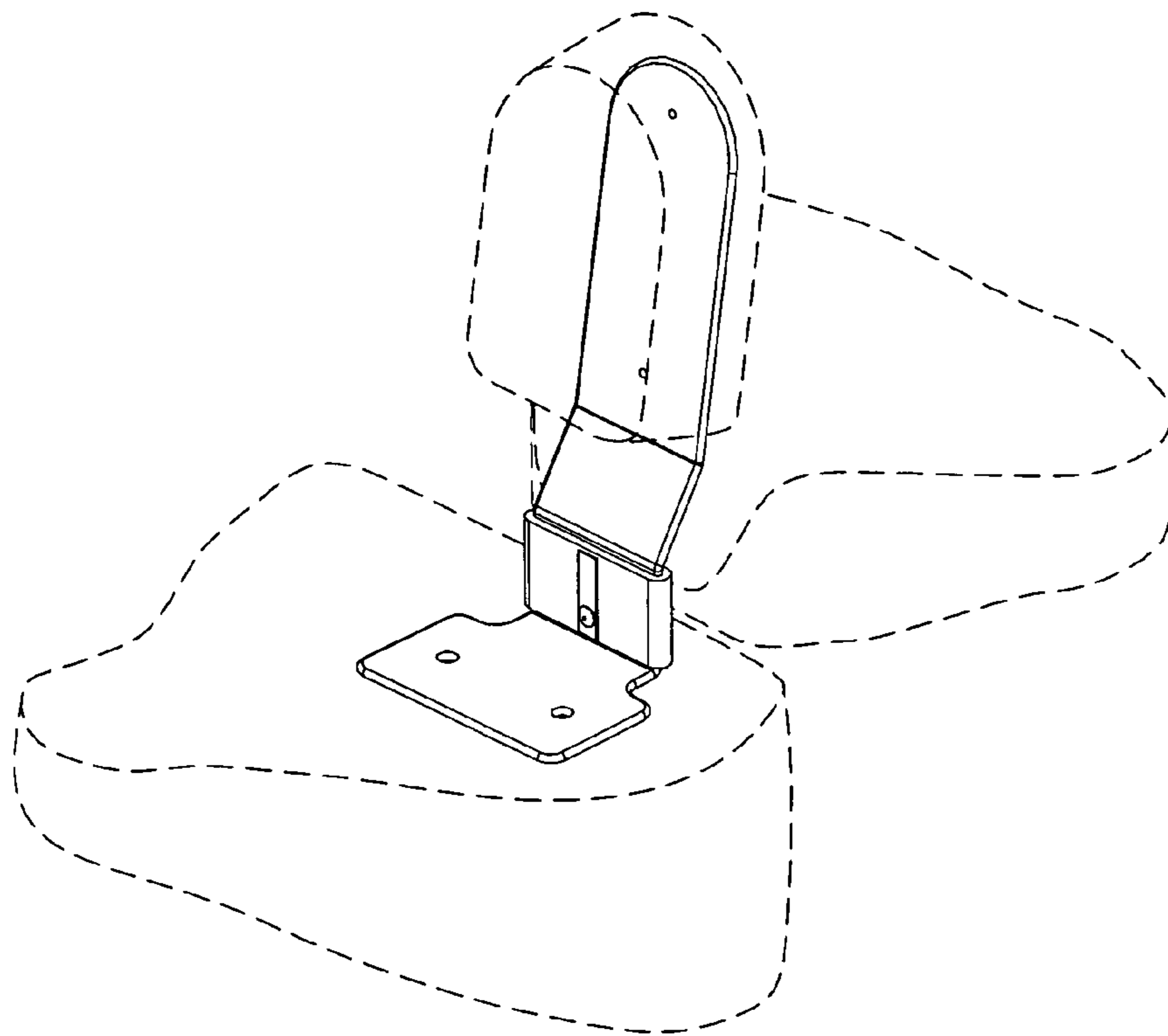


FIG. 1

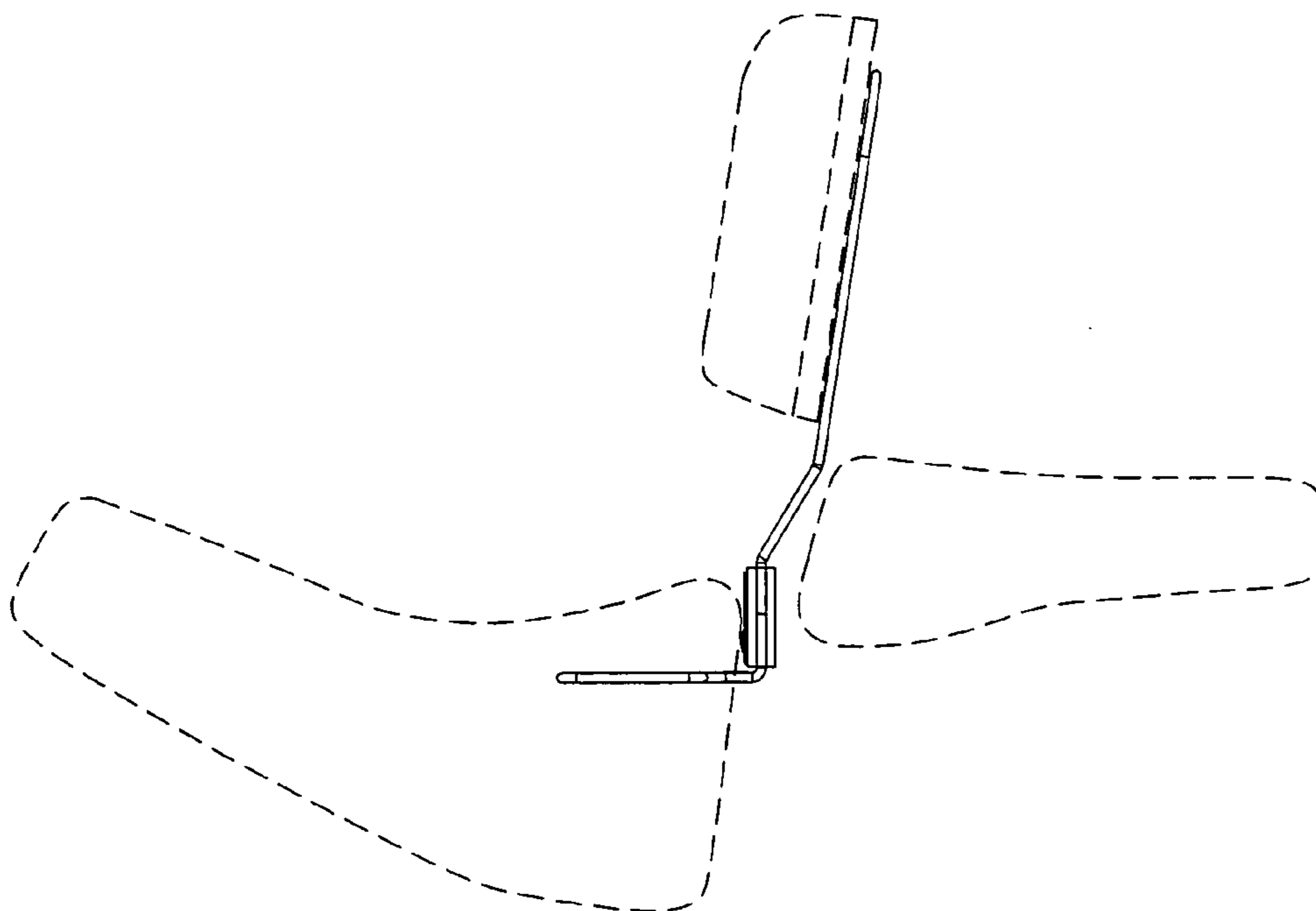


FIG. 2

