



US00D634232S

(12) **United States Design Patent**
Kelly et al.

(10) **Patent No.:** **US D634,232 S**
(45) **Date of Patent:** **** Mar. 15, 2011**

(54) **LED LANYARD**

(75) Inventors: **Christopher Kelly**, Sellersburg, IN (US); **Christian Roos**, Quito (EC); **Lori Forest**, Jefferson, IN (US)

(73) Assignee: **Light Up Toys.Com, LLC**

(**) Term: **14 Years**

(21) Appl. No.: **29/376,170**

(22) Filed: **Oct. 1, 2010**

(51) **LOC (9) Cl.** **11-02**

(52) **U.S. Cl.** **D11/3; D11/95**

(58) **Field of Classification Search** D11/3-7,
D11/79-85, 95-102; 63/13, 18, 20, 3.1,
63/3.2, 4, 5.1, 3, 5.2; D26/154, 39, 51; D3/215,
D3/318

See application file for complete search history.

(56) **References Cited**

U.S. PATENT DOCUMENTS

1,077,025	A *	10/1913	Whitehead	63/18
D287,949	S *	1/1987	Bulgari	D11/6
D303,997	S *	10/1989	Grossiord	D3/211
5,979,184	A *	11/1999	Razza	63/1.11
D473,156	S *	4/2003	Sloot	D11/79
6,810,685	B2 *	11/2004	Esposito, Jr.	63/39
D625,214	S *	10/2010	Lebail	D11/3

OTHER PUBLICATIONS

http://sportneck.com/web_images/lanyards_sportneck_003.jpg*
<http://www.scientificamerican.com/media/inline/blog/image/Olympic-medals.jpg>*

* cited by examiner

Primary Examiner — Cathron C Brooks

Assistant Examiner — Melanie Levy

(74) *Attorney, Agent, or Firm* — QuickPatents, Inc.; Kevin Prince

(57) **CLAIM**

What is claimed is the ornamental design for an LED lanyard, as shown and described.

DESCRIPTION

FIG. 1 is a perspective view of an LED lanyard, showing the new design;

FIG. 2 is a front elevational view thereof;

FIG. 3 is a rear elevational view thereof;

FIG. 4 is a left side elevational view thereof;

FIG. 5 is a right side elevational view thereof;

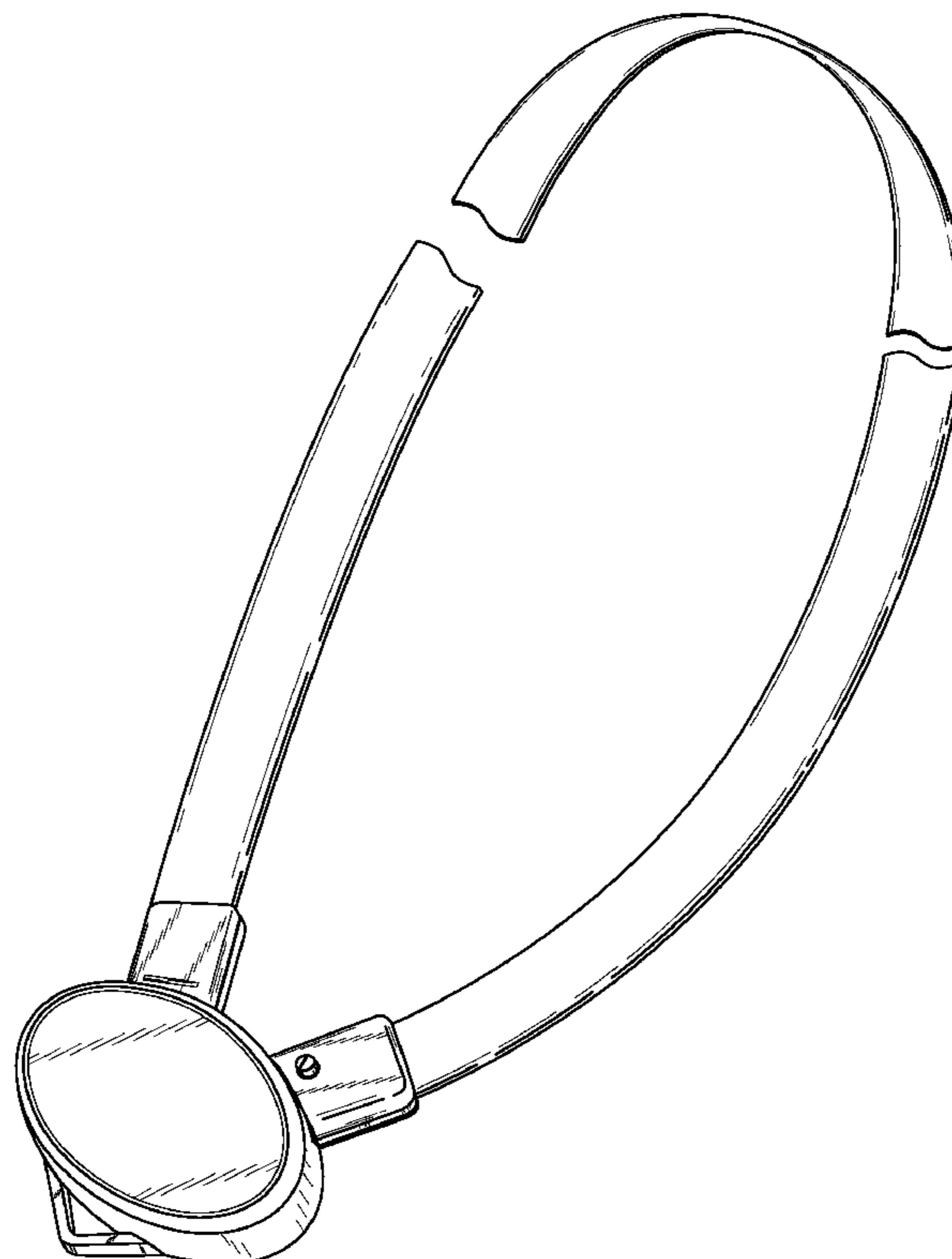
FIG. 6 is a top plan view thereof; and,

FIG. 7 is a bottom plan view thereof.

The broken lines in FIG. 3 depict environmental matter and form no part of the claimed design.

The lanyard portion of the design is shown broken away along its length to indicate a non-specified length.

1 Claim, 3 Drawing Sheets



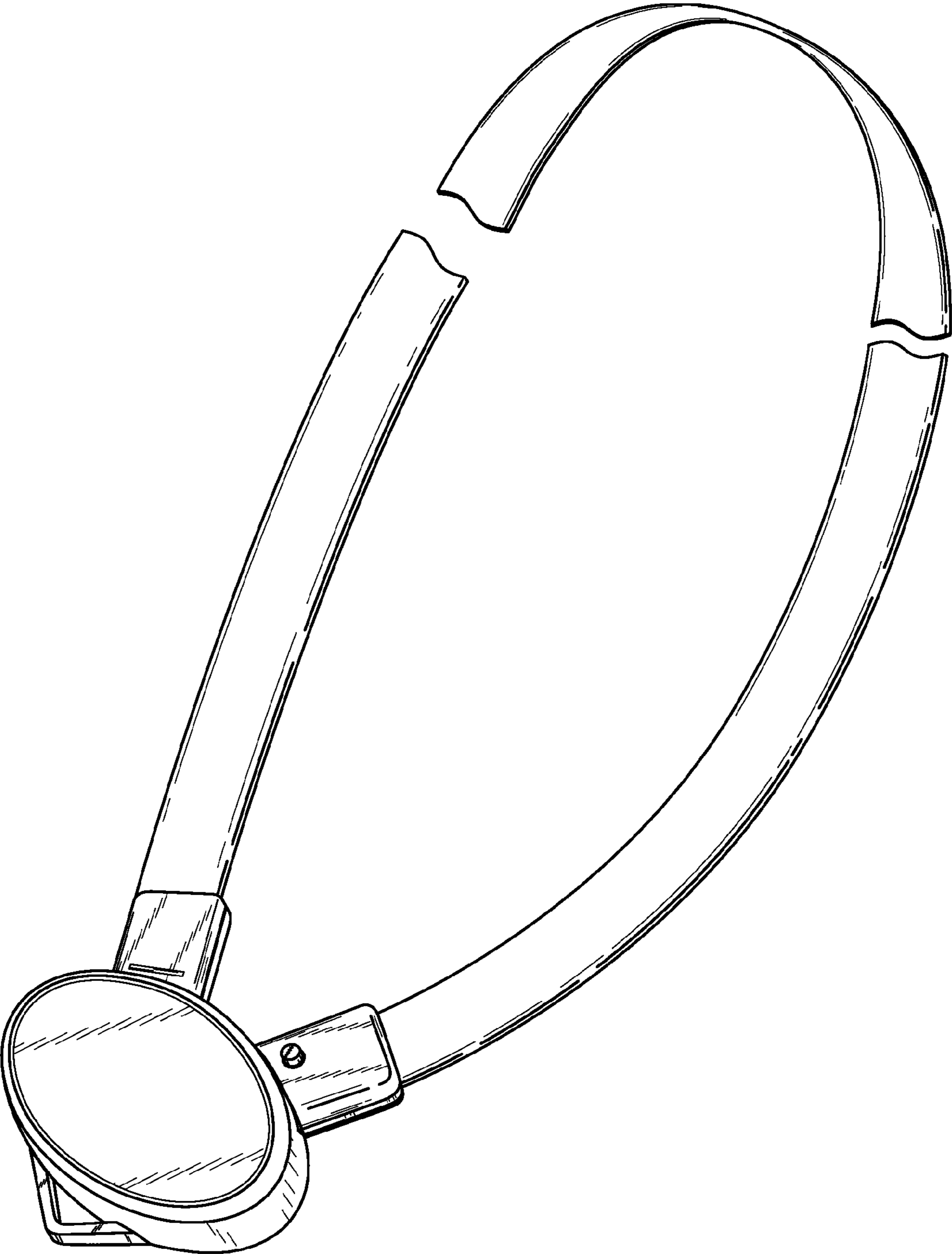


FIG. 1

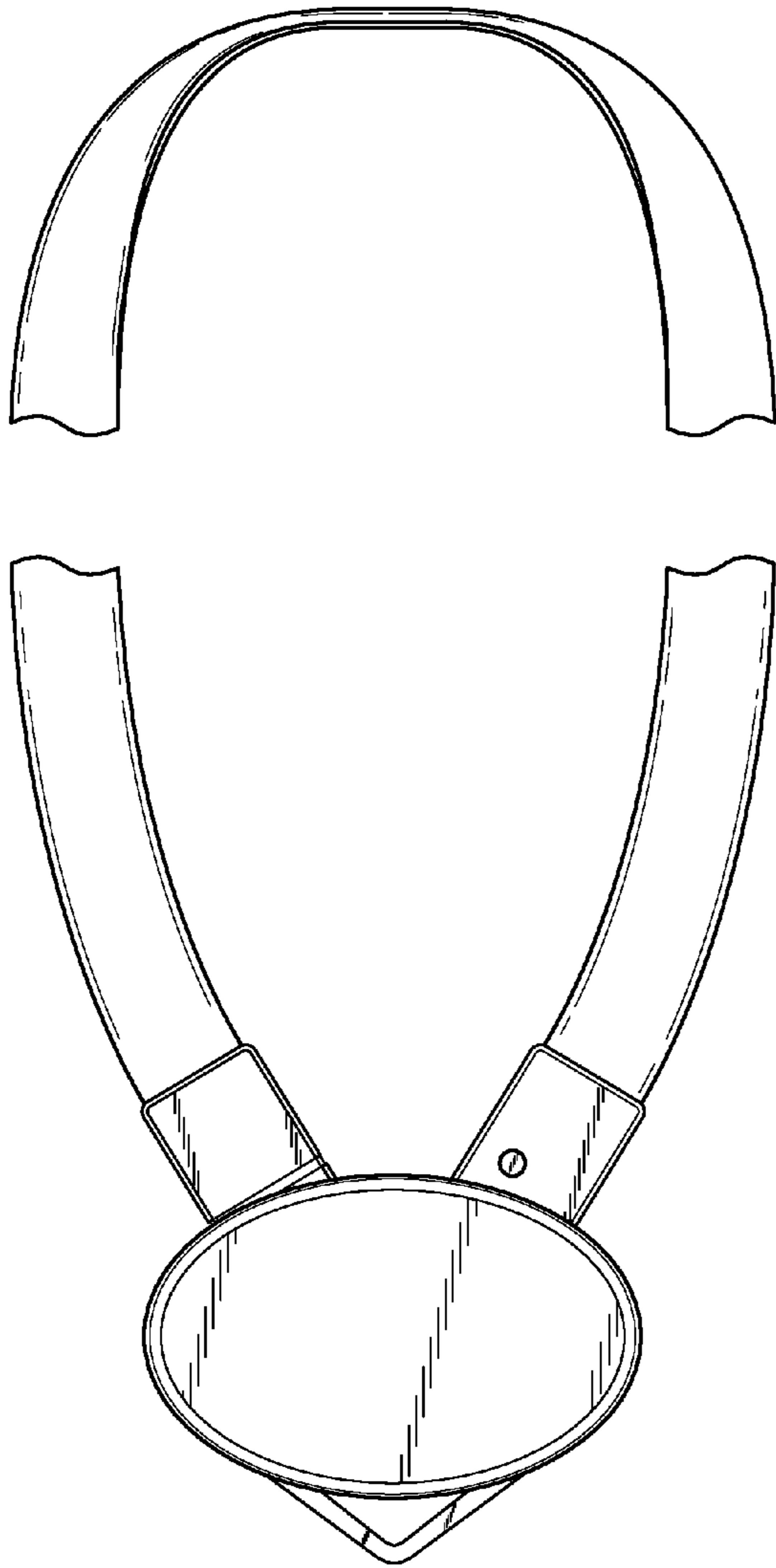


FIG. 2

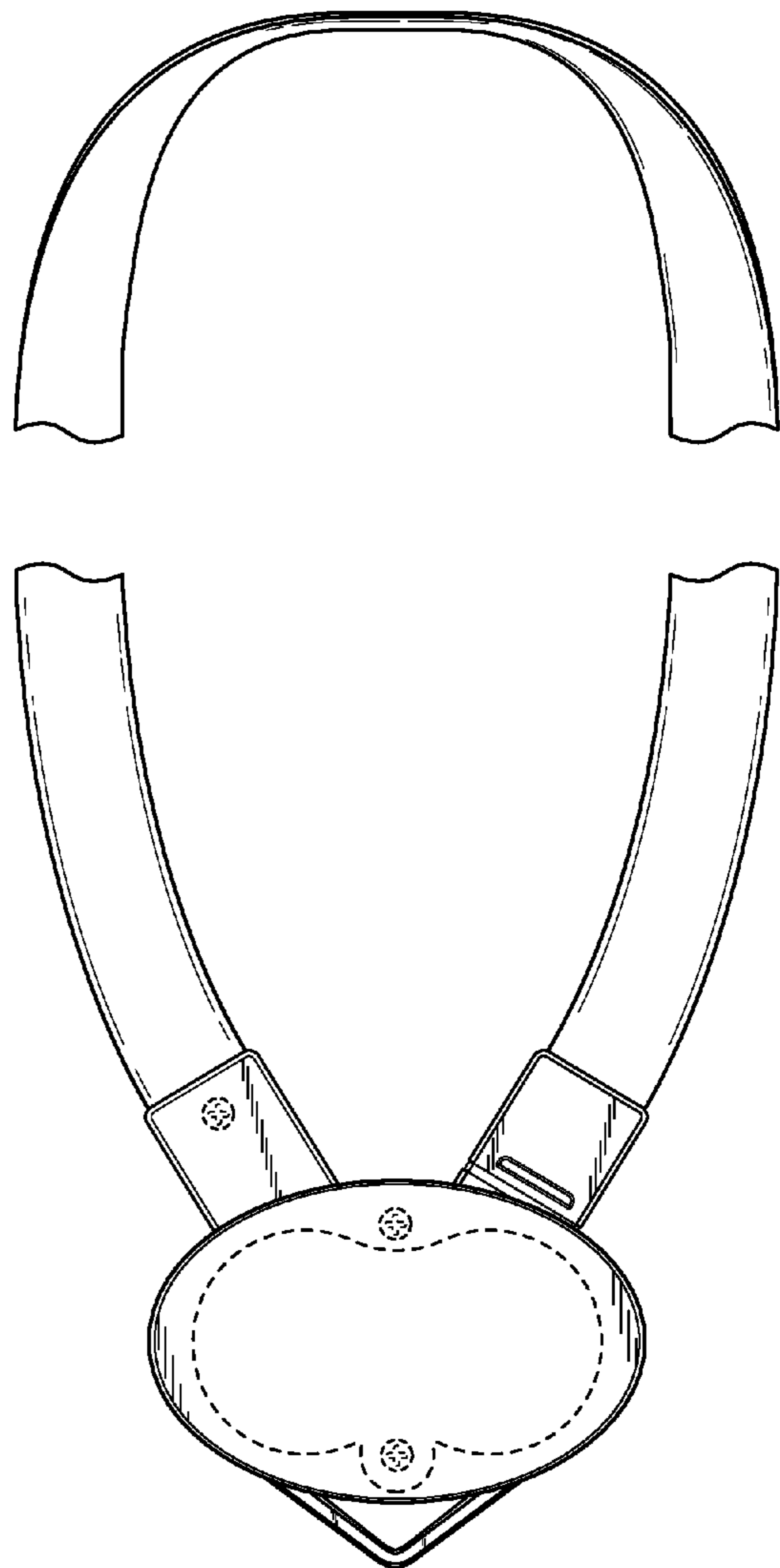


FIG. 3

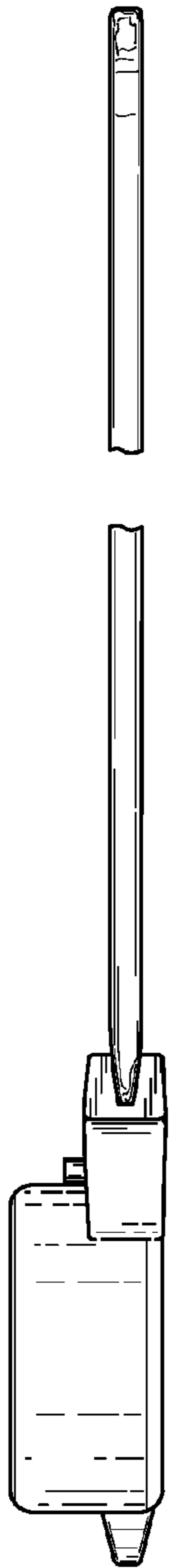


FIG. 4

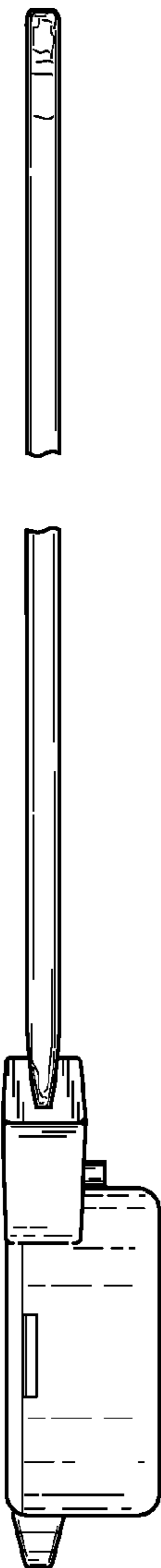


FIG. 5

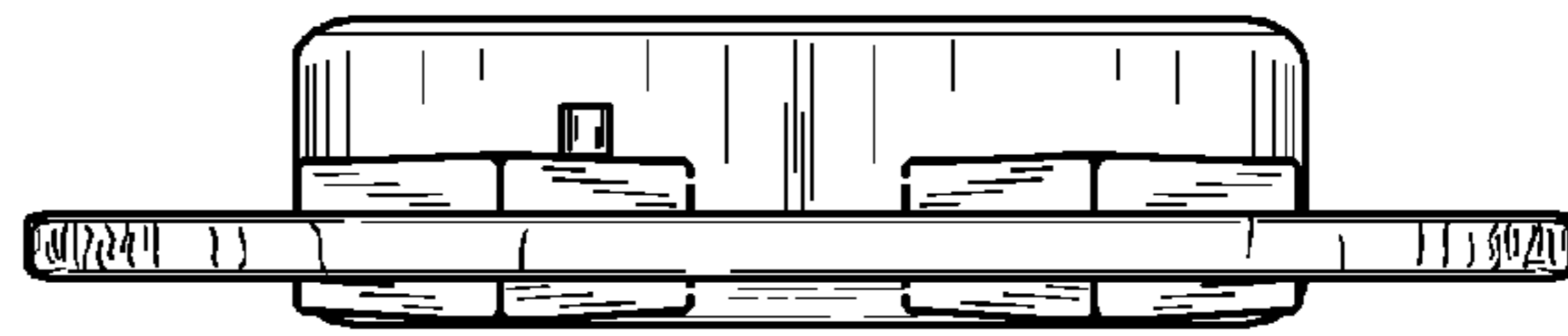


FIG. 6



FIG. 7