



US00D634215S

(12) **United States Design Patent**
Kim

(10) **Patent No.:** **US D634,215 S**
(45) **Date of Patent:** **** Mar. 15, 2011**

(54) **TIE AND ACCESSORIES ARRANGED IN A BOX**

(75) Inventor: **Cin Kim**, Alpine, NJ (US)

(73) Assignee: **Peacock Apparel Group, Inc.**, New York, NY (US)

(**) Term: **14 Years**

(21) Appl. No.: **29/375,601**

(22) Filed: **Sep. 24, 2010**

D546,674 S	7/2007	Limber	
D553,495 S	10/2007	Vandecasteele et al.	
D574,722 S	8/2008	Kim	
D589,364 S	3/2009	Kim	
D589,365 S	3/2009	Kim	
D589,366 S	3/2009	Kim	
D589,367 S	3/2009	Kim	
D590,724 S	4/2009	Kim	
D595,151 S	6/2009	Kim	
D596,498 S	* 7/2009	Kim D9/721
D608,657 S	1/2010	Kim	
D609,113 S	2/2010	Kim	
D609,114 S	2/2010	Kim	
D609,115 S	2/2010	Kim	
D609,116 S	2/2010	Kim	
D609,117 S	2/2010	Kim	
D611,837 S	* 3/2010	Kim D9/721

Related U.S. Application Data

(62) Division of application No. 29/337,617, filed on May 27, 2009.

(51) **LOC (9) Cl.** **09-01**

(52) **U.S. Cl.** **D9/721**

(58) **Field of Classification Search** D9/414,
D9/415, 418, 423, 430, 715, 721; D2/600,
D2/602, 605-607; D6/300; 2/137-139,
2/144-157; 229/87.15, 125.08, 136, 160,
229/161, 240, 275, 863, 864

See application file for complete search history.

(56) **References Cited**

U.S. PATENT DOCUMENTS

1,324,740 A	*	12/1919	Hendrix	2/148
1,949,851 A	*	3/1934	Alper	2/150
2,943,331 A	*	7/1960	Toplansky	2/150
3,043,494 A		7/1962	Moore		
4,173,792 A	*	11/1979	Intengan	2/144
D261,479 S		10/1981	Marks		
4,762,272 A	*	8/1988	Herrin	229/125.08
D343,356 S		1/1994	Wittman		
D368,588 S		4/1996	Goraleski et al.		
5,673,434 A	*	10/1997	Risk	2/144
7,096,509 B2		8/2006	Kim		

OTHER PUBLICATIONS

U.S. Appl. No. 29/320,247, filed Jun. 30, 2009, Kim.

* cited by examiner

Primary Examiner — Shanda C Hill

(74) *Attorney, Agent, or Firm* — Leason Ellis LLP

(57) **CLAIM**

The ornamental design for a tie and accessories arranged in a box, as shown and described.

DESCRIPTION

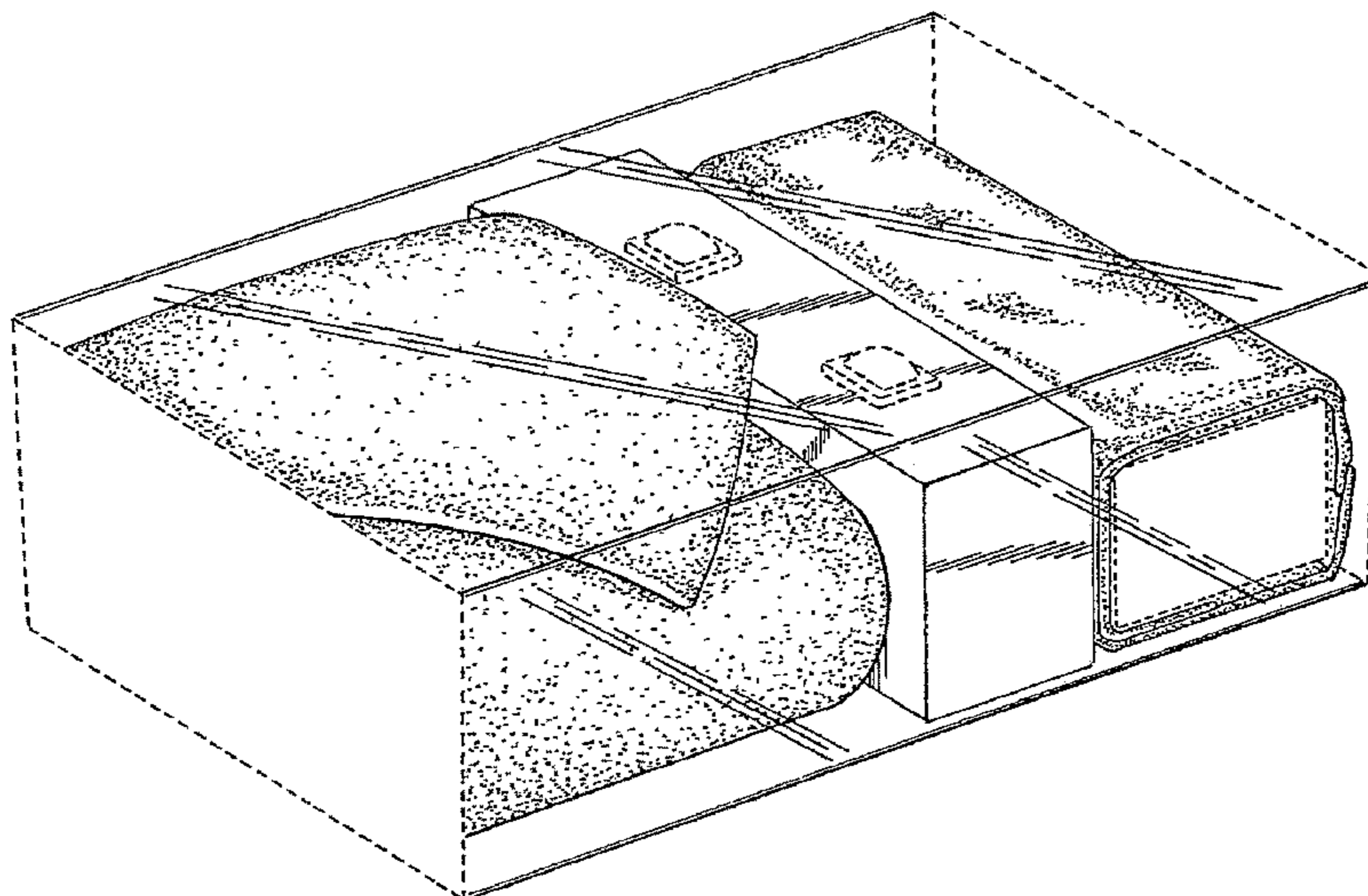
FIG. 1 is a top, front and side perspective view of a tie and accessories arranged in a box showing another arrangement according to my new design;

FIG. 2 is a top plan view thereof; and,

FIG. 3 is a bottom plan thereof.

The broken lines of FIGS. 1-3 are for illustrative purposes only and form no part of the claimed design. All sides not shown form no part of the claimed design.

1 Claim, 3 Drawing Sheets



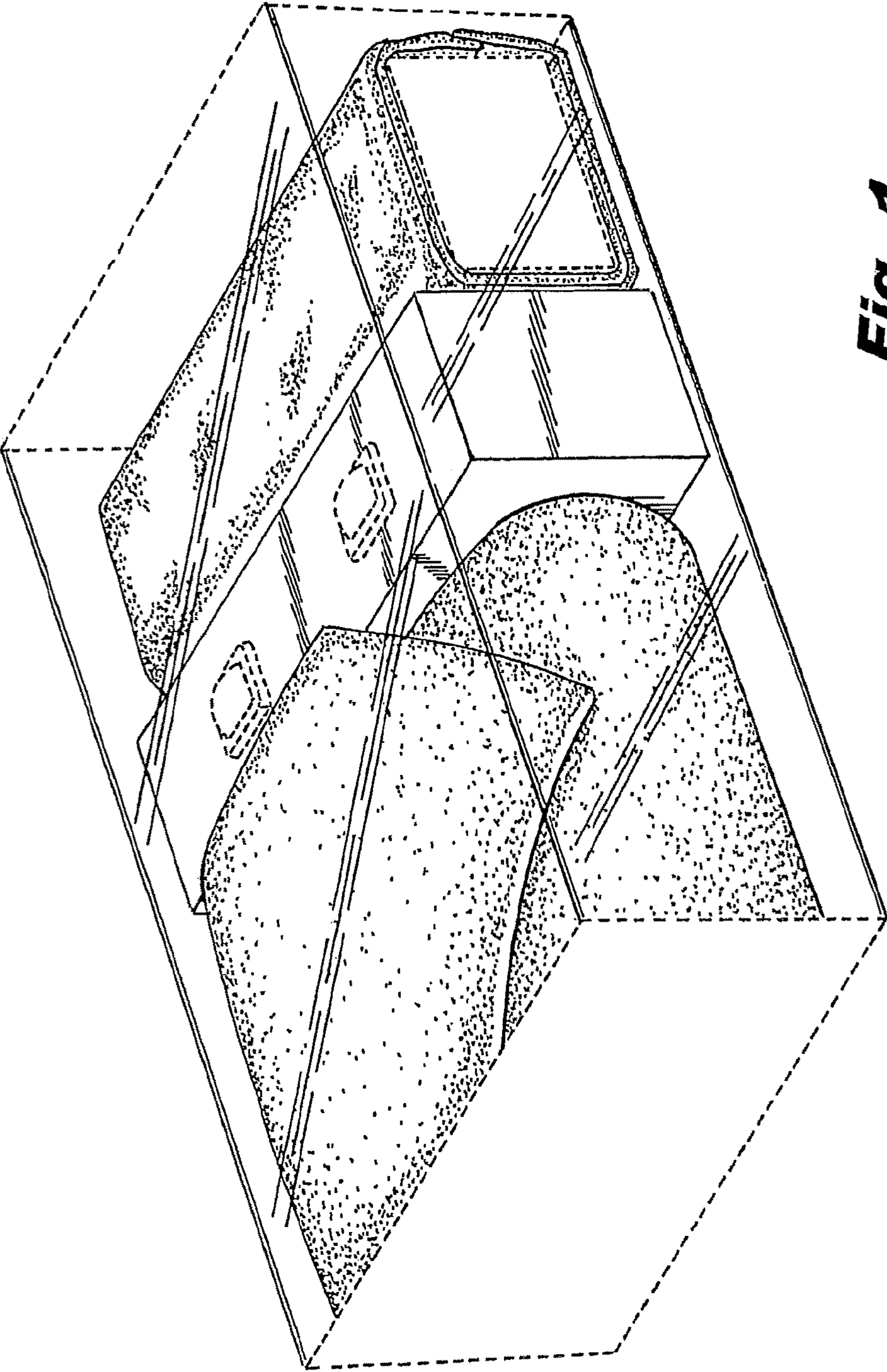


Fig. 1

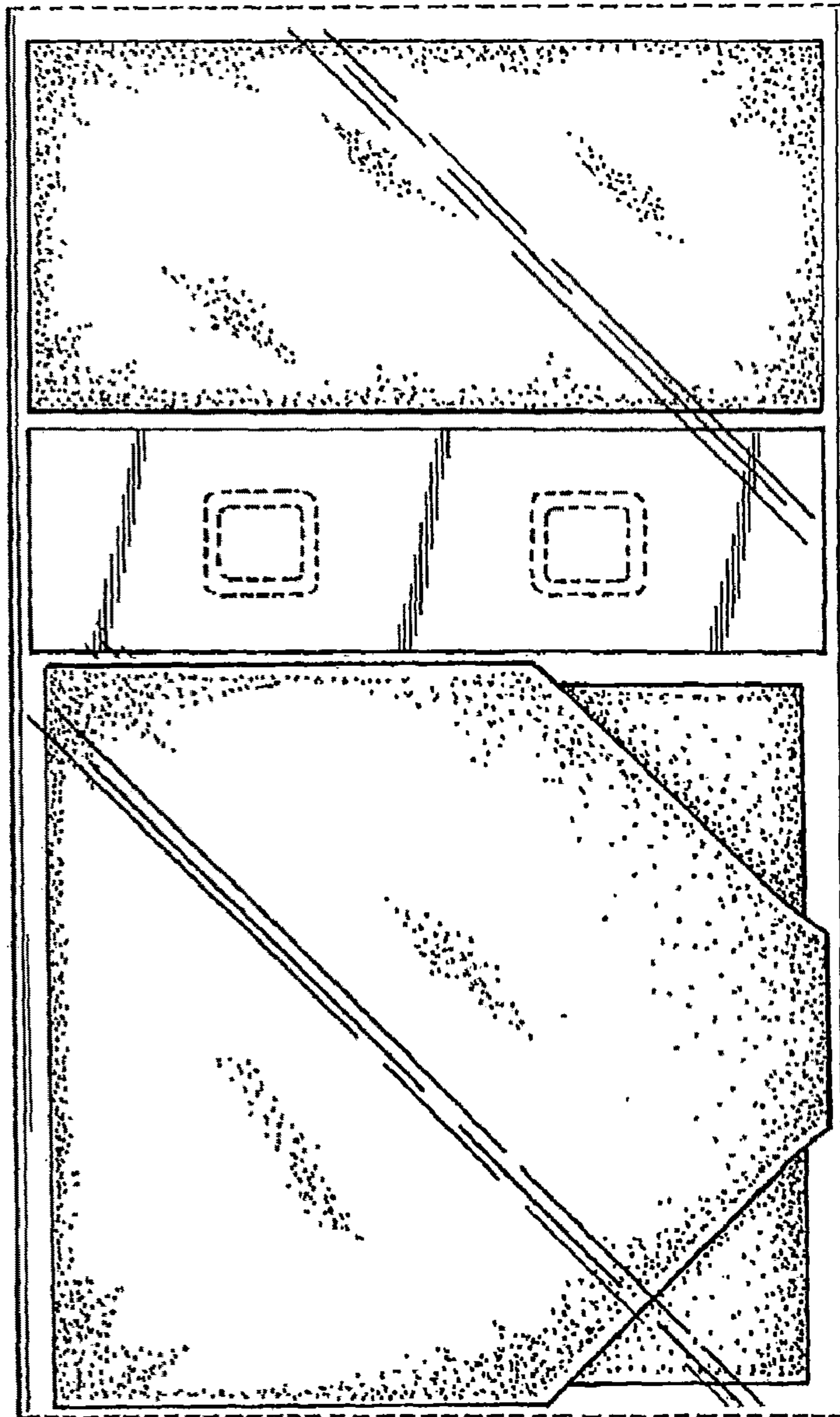


Fig. 2

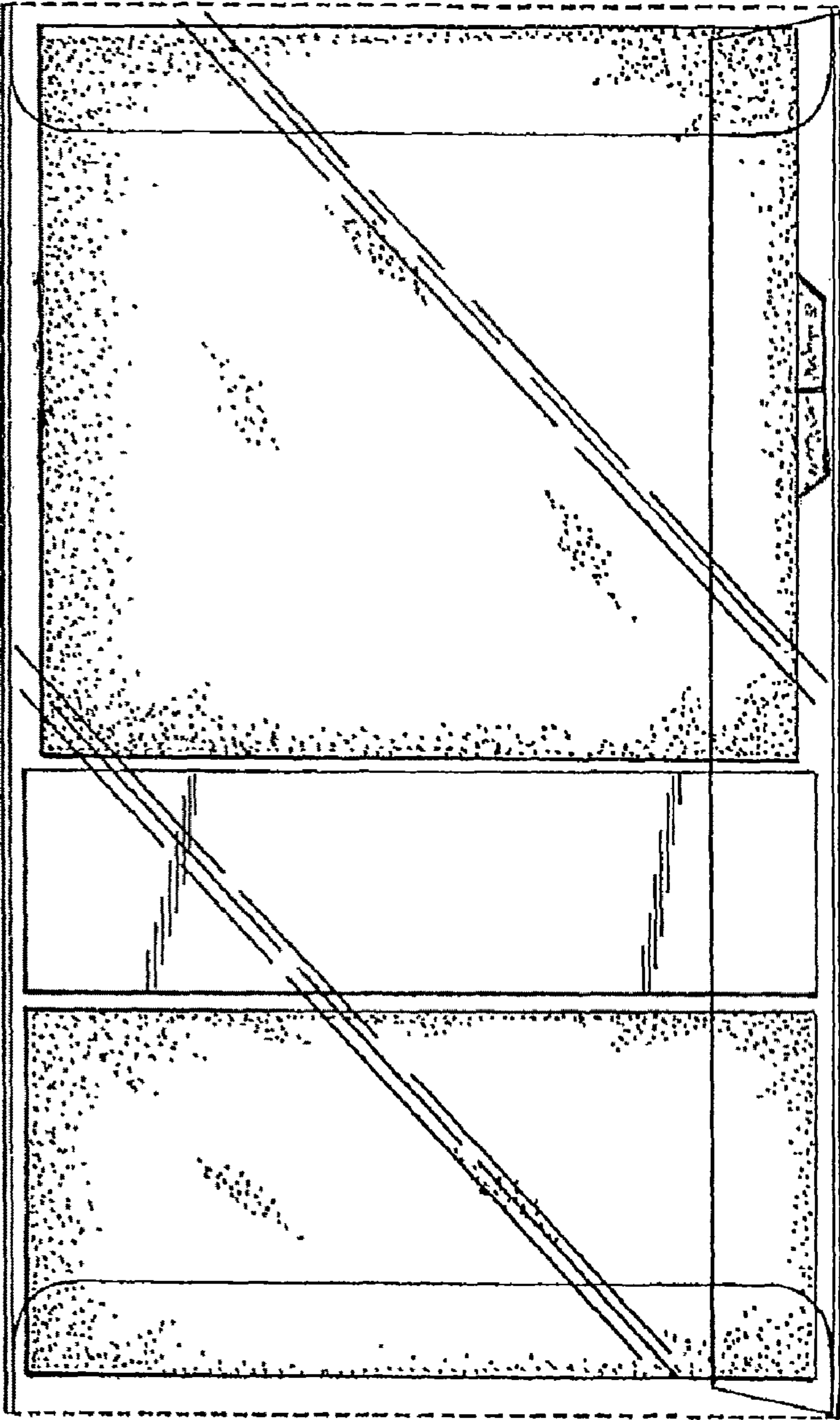


Fig. 3