

US00D634193S

(12) **United States Design Patent**
Draxler

(10) **Patent No.:** **US D634,193 S**
(45) **Date of Patent:** **** Mar. 15, 2011**

(54) **EASY OPEN END CONTAINER LID WITH TAB**

(75) Inventor: **Gerald Draxler, Mitterdorf I.M. (AT)**

(73) Assignee: **Vogel & Noot Verpackungstechnik GmbH, Mitterdorf i.M. (AT)**

(**) Term: **14 Years**

(21) Appl. No.: **29/366,633**

(22) Filed: **Jul. 28, 2010**

(30) **Foreign Application Priority Data**

Jan. 29, 2010 (AT) 001663253-0001
Jan. 29, 2010 (AT) 001663253-0002

(51) **LOC (9) Cl.** **09-07**

(52) **U.S. Cl.** **D9/438**

(58) **Field of Classification Search** D9/780,
D9/778, 772, 763, 756, 556, 529, 518, 504,
D9/503, 454, 450, 449, 447, 440, 438, 435,
D9/434, 428, 425, 424; D7/584, 392.1, 549,
D7/557, 601, 630, 396.2; 229/123.1; 222/556;
220/906, 806, 716, 713, 711, 359.3, 359.1,
220/285, 273, 265, 259.2-259.4, 258.2, 257.1,
220/254.4; 215/256, 249, 232, 216; 206/530
See application file for complete search history.

(56) **References Cited**

U.S. PATENT DOCUMENTS

D209,347 S * 11/1967 Silver D9/438
D212,595 S * 11/1968 Saunders D9/438

D219,370 S * 12/1970 Saunders D9/438
3,941,277 A * 3/1976 McKinney et al. 220/273
D243,833 S * 3/1977 Markert D9/438
D337,521 S * 7/1993 McNulty D9/438
D352,898 S * 11/1994 Vacher D9/438
5,671,860 A * 9/1997 Louwerse et al. 220/276
D421,907 S * 3/2000 Benge et al. D9/438
D565,406 S * 4/2008 Foskett D9/438
D568,741 S * 5/2008 Foskett D9/438
D600,117 S * 9/2009 Hall D9/438
D600,118 S * 9/2009 Brehelin D9/438

* cited by examiner

Primary Examiner — Susan Bennett Hattan

(74) *Attorney, Agent, or Firm* — Laurence A. Greenberg;
Werner h. Stemer; Ralph E. Locher

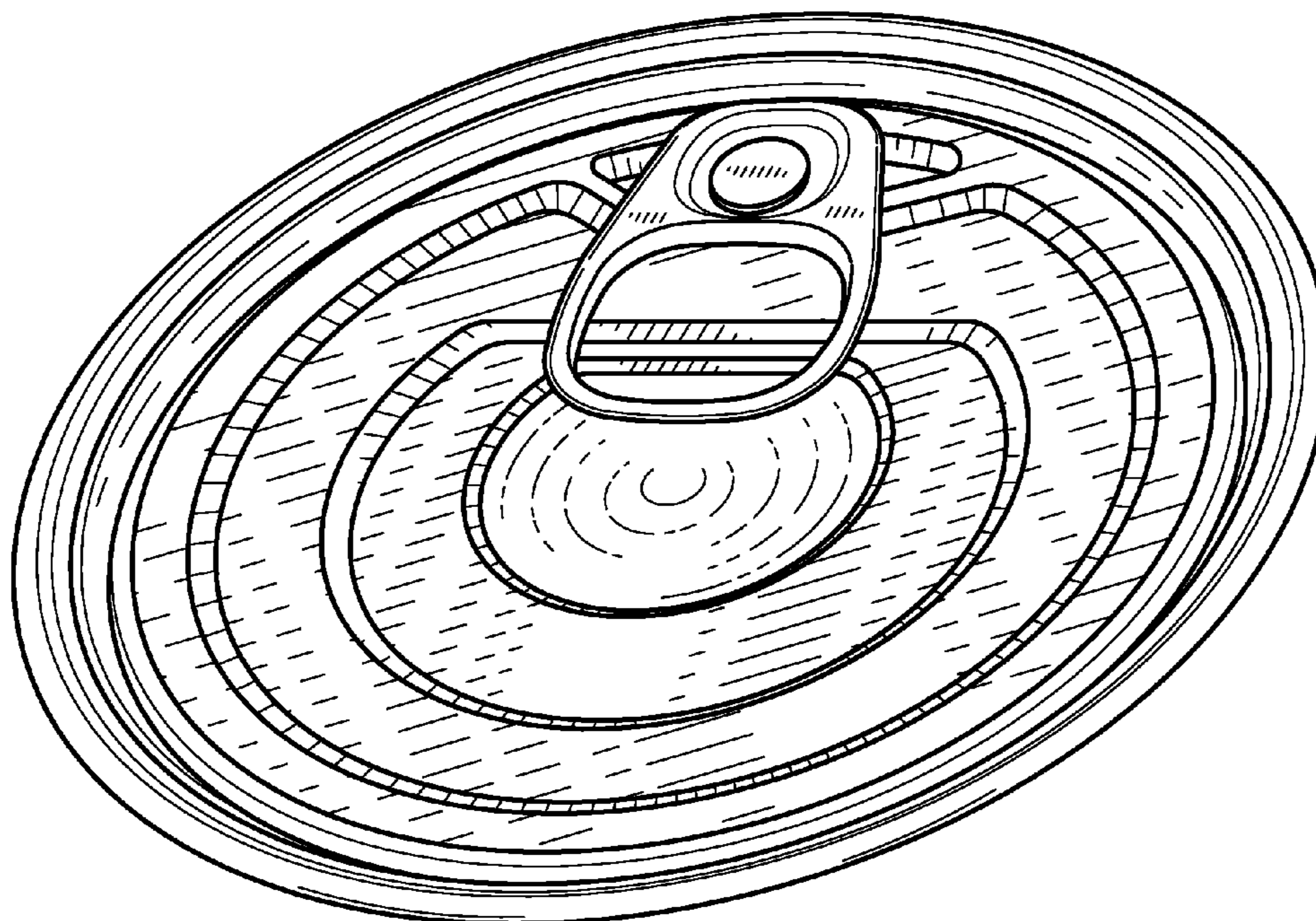
(57) **CLAIM**

The ornamental design for an easy open end container lid with tab, as shown and described.

DESCRIPTION

FIG. 1 is a top perspective view of the easy open end container lid with tab, showing my new design;
FIG. 2 is a top perspective view thereof with the tab lifted up and the lid partly opened;
FIG. 3 is a top plan view thereof;
FIG. 4 is a bottom plan view thereof;
FIG. 5 is a side elevation view thereof, viewed from a side opposite the tab;
FIG. 6 is a side elevation view thereof, viewed from the left hand side in FIG. 3; and,
FIG. 7 is a side elevation view thereof, viewed from the opposite side.

1 Claim, 5 Drawing Sheets



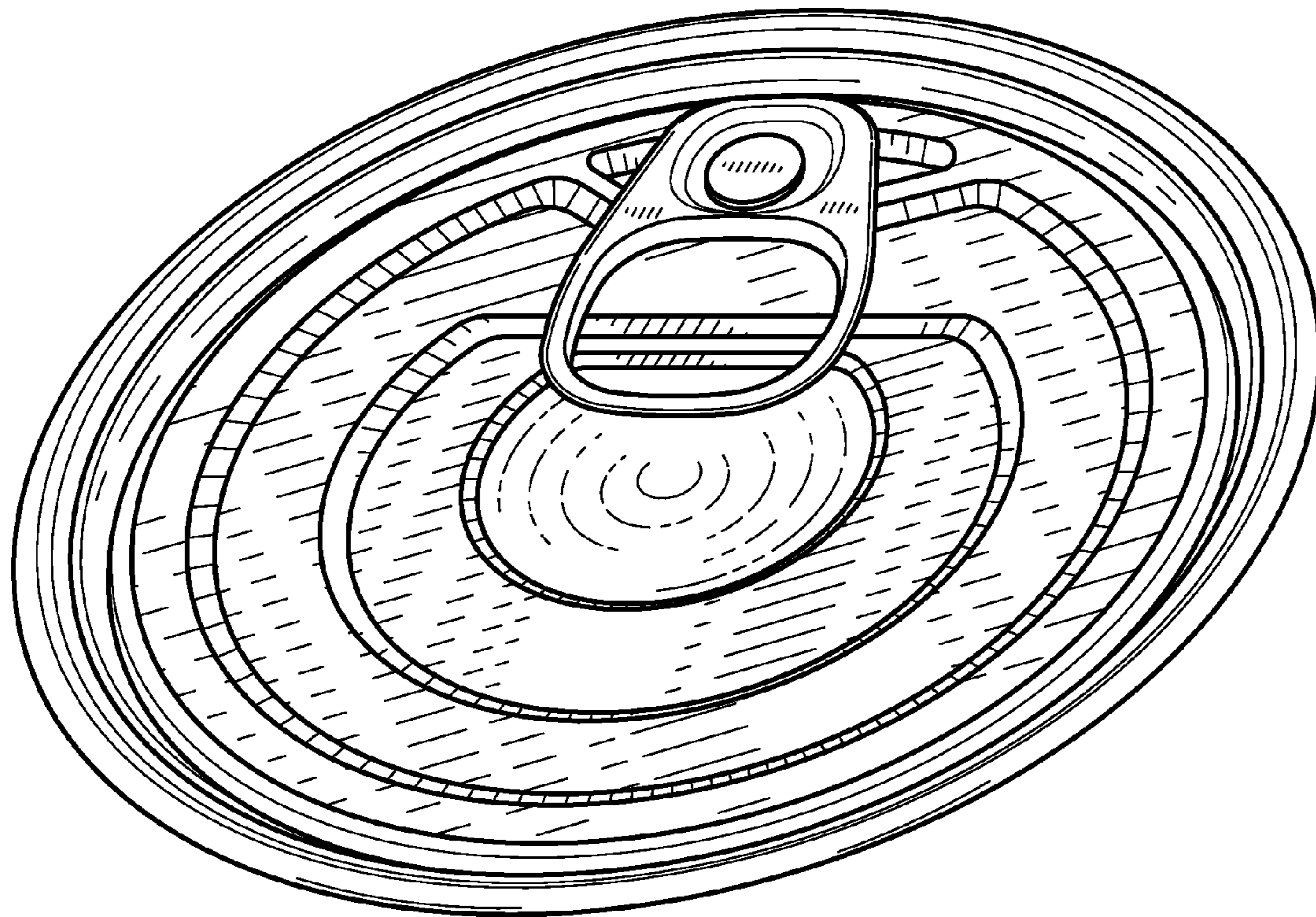


FIG. 1

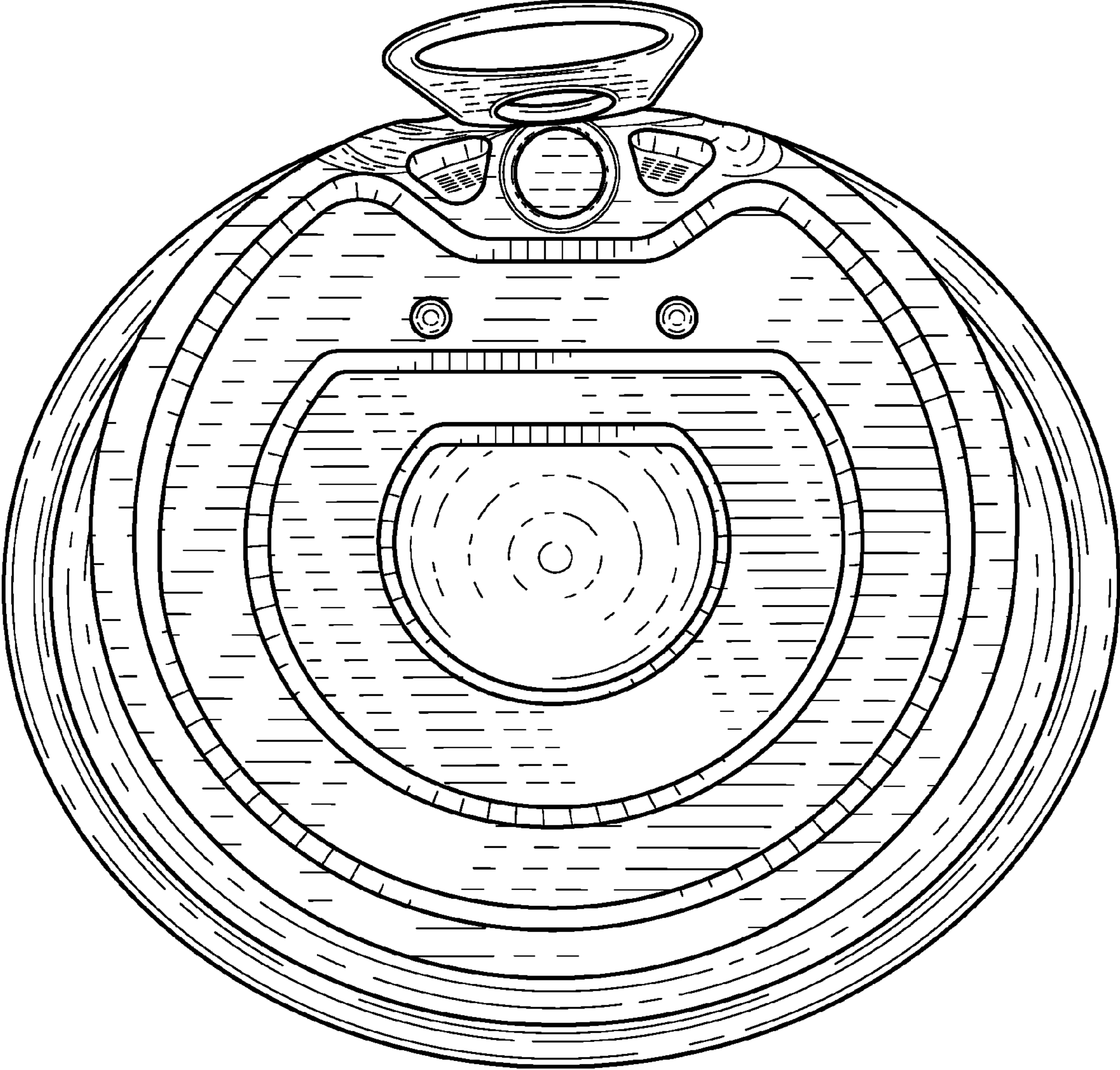


FIG. 2

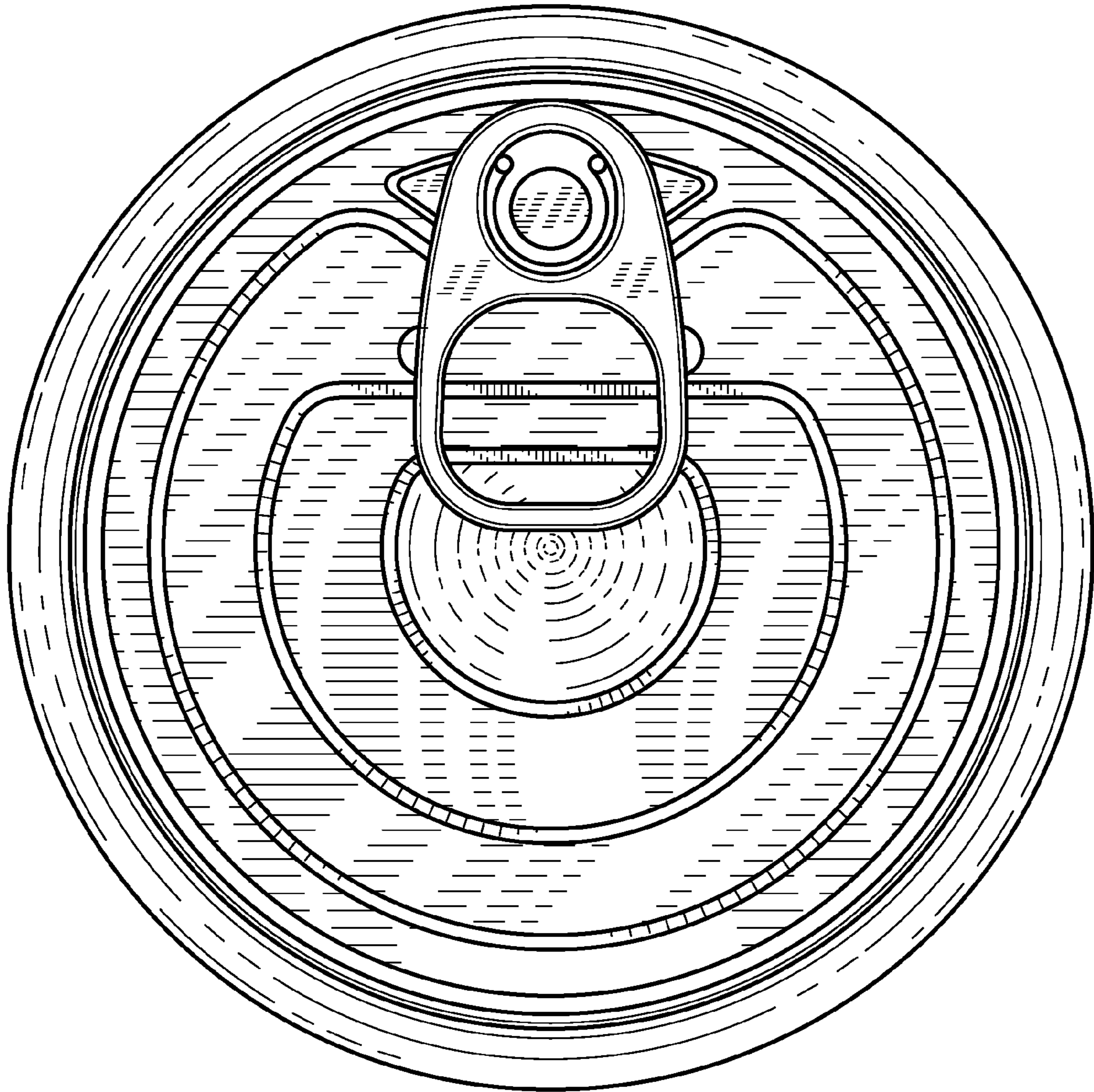


FIG. 3




FIG. 4



FIG. 5



FIG. 6



FIG. 7