



US00D634178S

(12) **United States Design Patent**
Owens

(10) **Patent No.:** **US D634,178 S**

(45) **Date of Patent:** **** Mar. 15, 2011**

(54) **CABINET HANDLE**

(75) **Inventor:** **Ashley Marie Owens**, Bossier City, LA (US)

(73) **Assignee:** **Hardware Resources, Inc.**, Bossier City, LA (US)

(**) **Term:** **14 Years**

(21) **Appl. No.:** **29/370,226**

(22) **Filed:** **Jun. 17, 2010**

(51) **LOC (9) Cl.** **08-06**

(52) **U.S. Cl.** **D8/316**

(58) **Field of Classification Search** D8/316,
D8/300, 303, 305, 311, 312, 314, 315, 317-321,
D8/DIG. 1, DIG. 2, DIG. 10; D6/524, 533,
D6/549; D7/393, 394; 16/110.1, 412, 415,
16/416, 419, 420, 443, 444, 445, 446; 211/16,
211/18, 182, 183

See application file for complete search history.

(56) **References Cited**

U.S. PATENT DOCUMENTS

D267,774 S *	2/1983	Pittenger	D8/317
D361,496 S *	8/1995	Chieda	D8/317
D373,067 S *	8/1996	De'Armond	D8/317

D399,407 S *	10/1998	Burns et al.	D8/317
D411,794 S *	7/1999	O'Neil	D8/305
D422,878 S *	4/2000	Marshall et al.	D8/317
D437,202 S *	2/2001	O'Neil	D8/317
D575,622 S *	8/2008	Krumpe	D8/315
D581,768 S *	12/2008	Matijevic	D8/315

* cited by examiner

Primary Examiner — Prabhakar Deshmukh

Assistant Examiner — Derrick Holland

(74) *Attorney, Agent, or Firm* — Schultz & Associates, P.C.

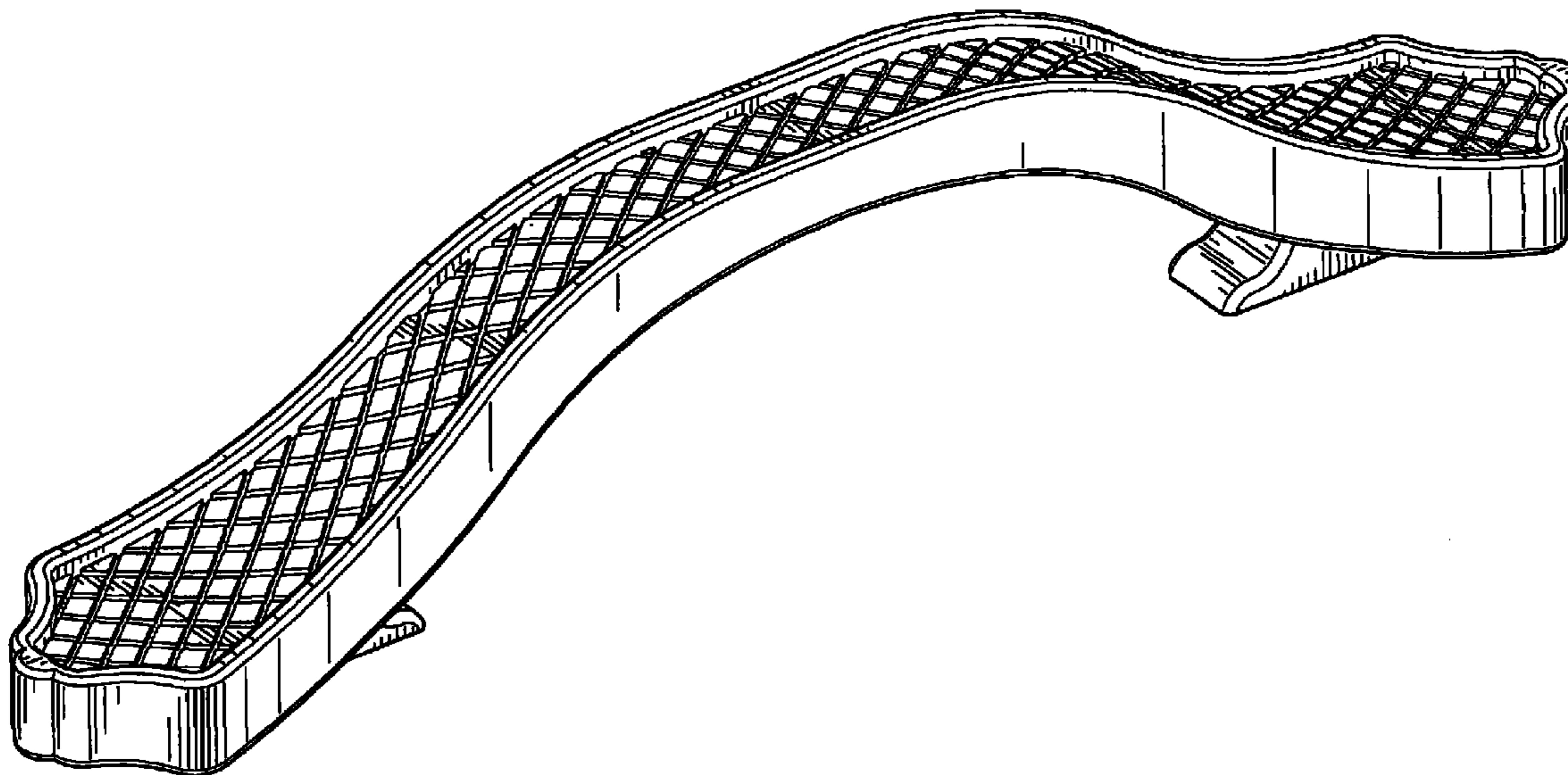
(57) **CLAIM**

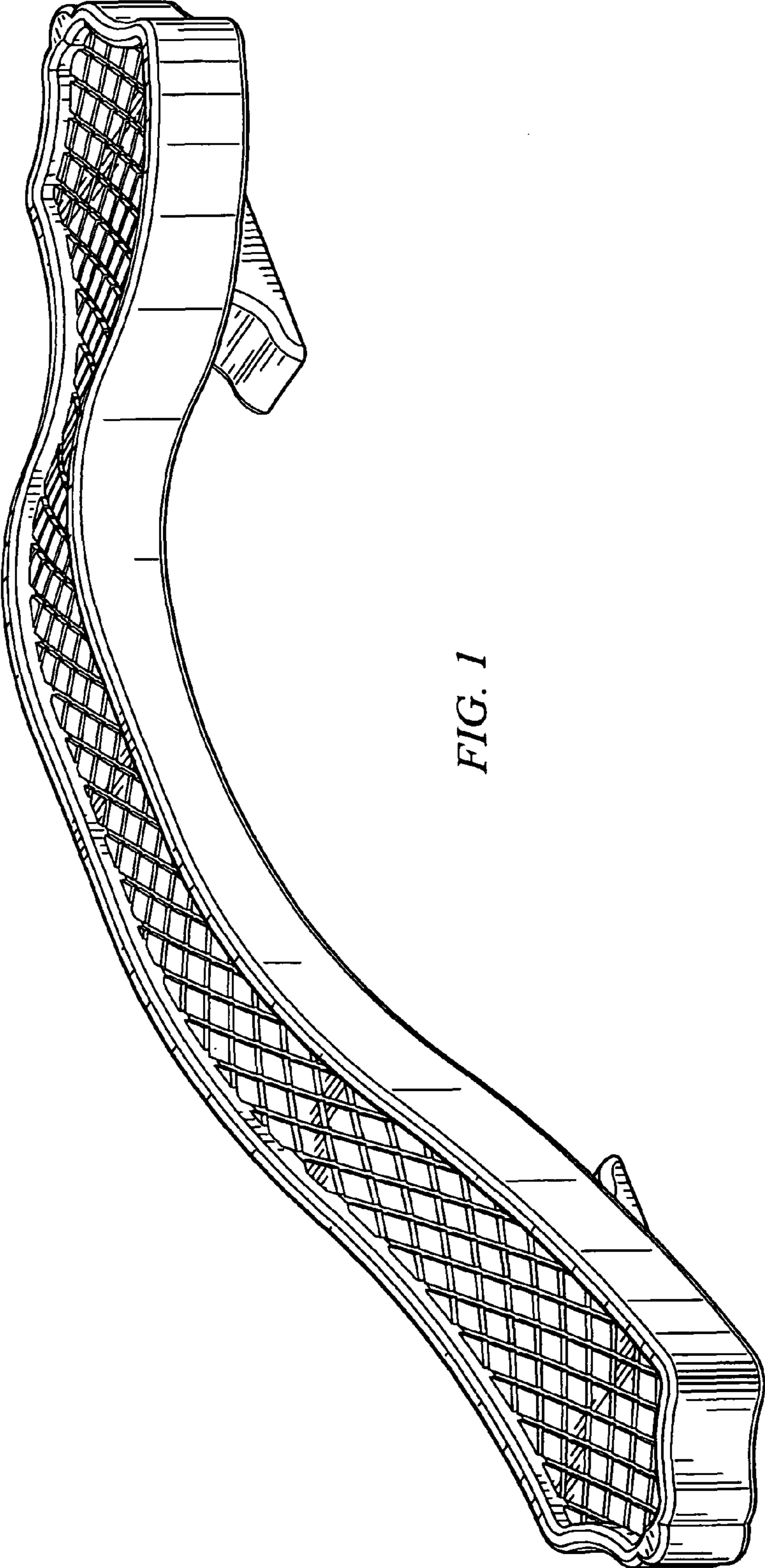
The ornamental design for a cabinet handle, as shown and described.

DESCRIPTION

FIG. 1 is a perspective view of a cabinet handle showing my new design;
FIG. 2 is a front elevation view thereof, the rear elevation being a mirror image;
FIG. 3 is a top plan view thereof;
FIG. 4 is a left side elevation view thereof, the right side being a mirror image; and,
FIG. 5 is a bottom plan view thereof.
The broken lines shown represent unclaimed subject matter and form no part of the claimed design.

1 Claim, 3 Drawing Sheets





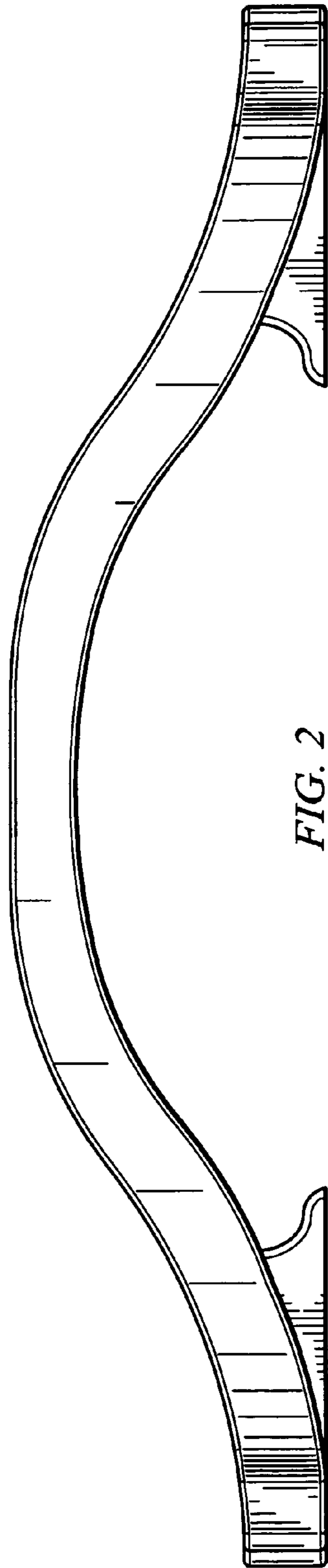


FIG. 2

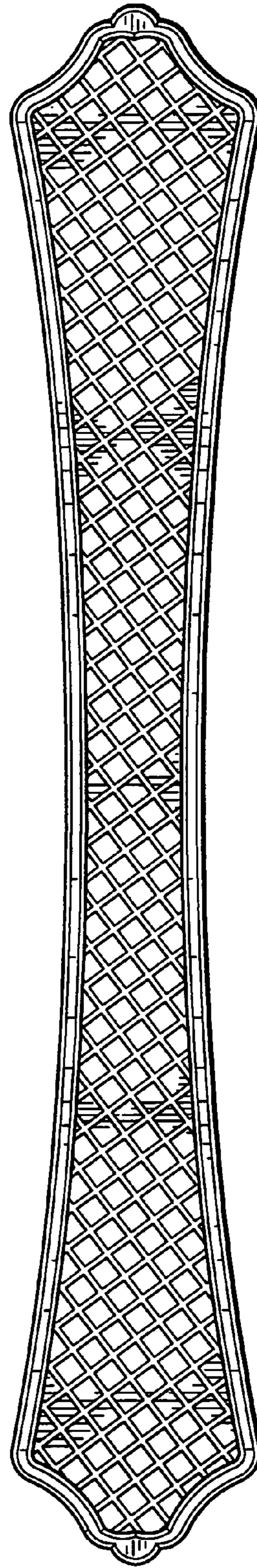


FIG. 3

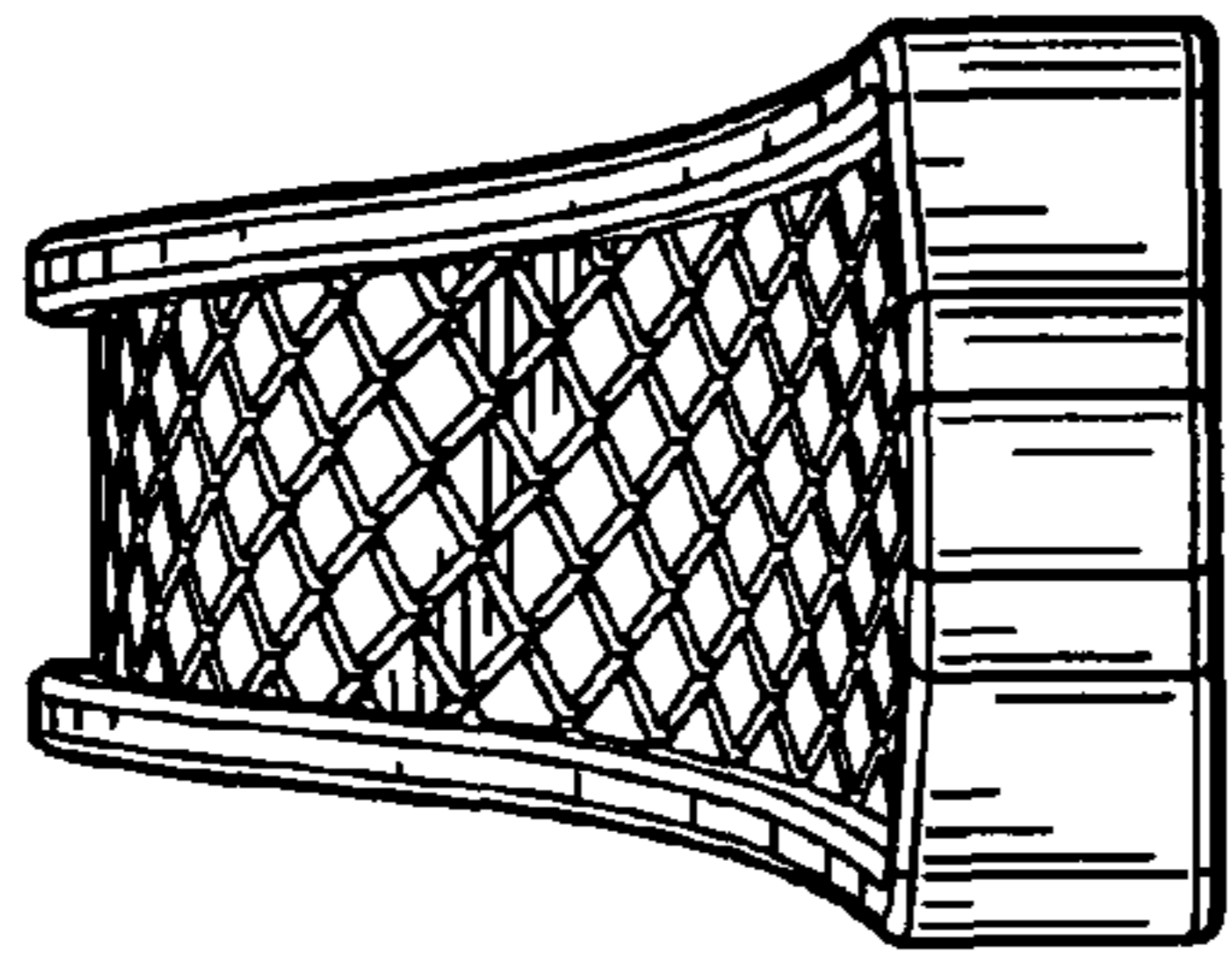


FIG. 4

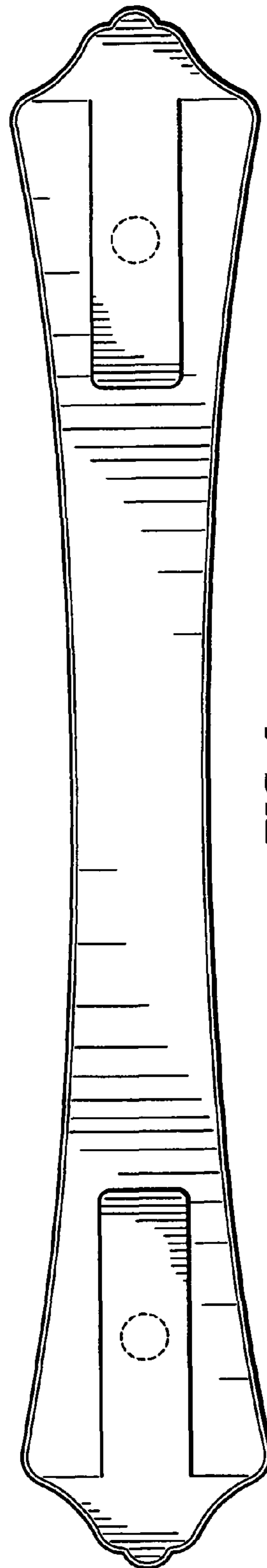


FIG. 5