



US00D634170S

(12) **United States Design Patent**  
**Hu et al.**

(10) **Patent No.:** **US D634,170 S**  
(45) **Date of Patent:** **\*\* Mar. 15, 2011**

(54) **PORTABLE ELECTRIC GRINDER**

(75) Inventors: **Hao Hu**, Jiangsu (CN); **Naohiro Hayakawa**, Anjo (JP)

(73) Assignee: **Makita Corporation**, Anjo (JP)

(\*\*) Term: **14 Years**

(21) Appl. No.: **29/356,272**

(22) Filed: **Feb. 23, 2010**

(30) **Foreign Application Priority Data**

Sep. 4, 2009 (JP) ..... 2009-20441

(51) **LOC (9) Cl.** ..... **08-01**

(52) **U.S. Cl.** ..... **D8/62**

(58) **Field of Classification Search** ..... D32/15,  
D32/17, 19; D8/67, 62, 61; D4/102; 451/456,  
451/451, 359, 358, 357, 356, 355, 354, 353,  
451/351, 344; 310/50; 173/170; 200/50.32

See application file for complete search history.

(56) **References Cited**

**U.S. PATENT DOCUMENTS**

D295,824 S *	5/1988	Hoshino et al. ....	D8/62
D301,830 S *	6/1989	Ogawa et al. ....	D8/62
D328,841 S *	8/1992	Fushiya et al. ....	D8/62
D347,153 S *	5/1994	Uneyama ....	D8/62
D351,772 S *	10/1994	Price ....	D8/62
D378,183 S *	2/1997	Dognini ....	D8/62
D386,378 S *	11/1997	Henssler et al. ....	D8/62
D394,594 S *	5/1998	Chung ....	D8/62
D402,870 S *	12/1998	Etter et al. ....	D8/62
D408,244 S *	4/1999	Price ....	D8/62
D423,898 S *	5/2000	Kelley ....	D8/64
D433,906 S *	11/2000	Heun ....	D8/62
D438,077 S *	2/2001	Schmid ....	D8/61
6,306,024 B1 *	10/2001	Kai et al. ....	451/357
D453,098 S *	1/2002	Pretzell ....	D8/62

D468,179 S *	1/2003	Hayakawa et al. ....	D8/62
D479,452 S *	9/2003	Cho ....	D8/62
D479,969 S *	9/2003	Robson et al. ....	D8/62
D491,033 S *	6/2004	Bian ....	D8/62
D500,945 S *	1/2005	Wright ....	D8/62
6,872,121 B2 *	3/2005	Wiesner et al. ....	451/5
D522,826 S *	6/2006	Aglassinger ....	D8/62
D528,389 S *	9/2006	Wu ....	D8/62
D528,887 S *	9/2006	Wright ....	D8/62
D531,868 S *	11/2006	Zurwelle ....	D8/62
D544,326 S *	6/2007	Sterpka et al. ....	D8/62
D568,704 S *	5/2008	Aglassinger ....	D8/62
D585,713 S *	2/2009	Boulton et al. ....	D8/62
D587,081 S *	2/2009	Steinfels et al. ....	D8/62
D592,026 S *	5/2009	Okuda et al. ....	D8/62
D593,826 S *	6/2009	Aglassinger ....	D8/62
D605,013 S *	12/2009	Kokawa et al. ....	D8/62

**FOREIGN PATENT DOCUMENTS**

CN 3280625 3/2003

\* cited by examiner

*Primary Examiner* — Austin Murphy

(74) *Attorney, Agent, or Firm* — Oliff & Berridge, PLC

(57) **CLAIM**

The ornamental design for a portable electric grinder, as shown and described.

**DESCRIPTION**

FIG. 1 is a perspective view of a portable electric grinder showing our new design;

FIG. 2 is a front elevation view thereof;

FIG. 3 is a rear elevation view thereof;

FIG. 4 is a left side elevation view thereof;

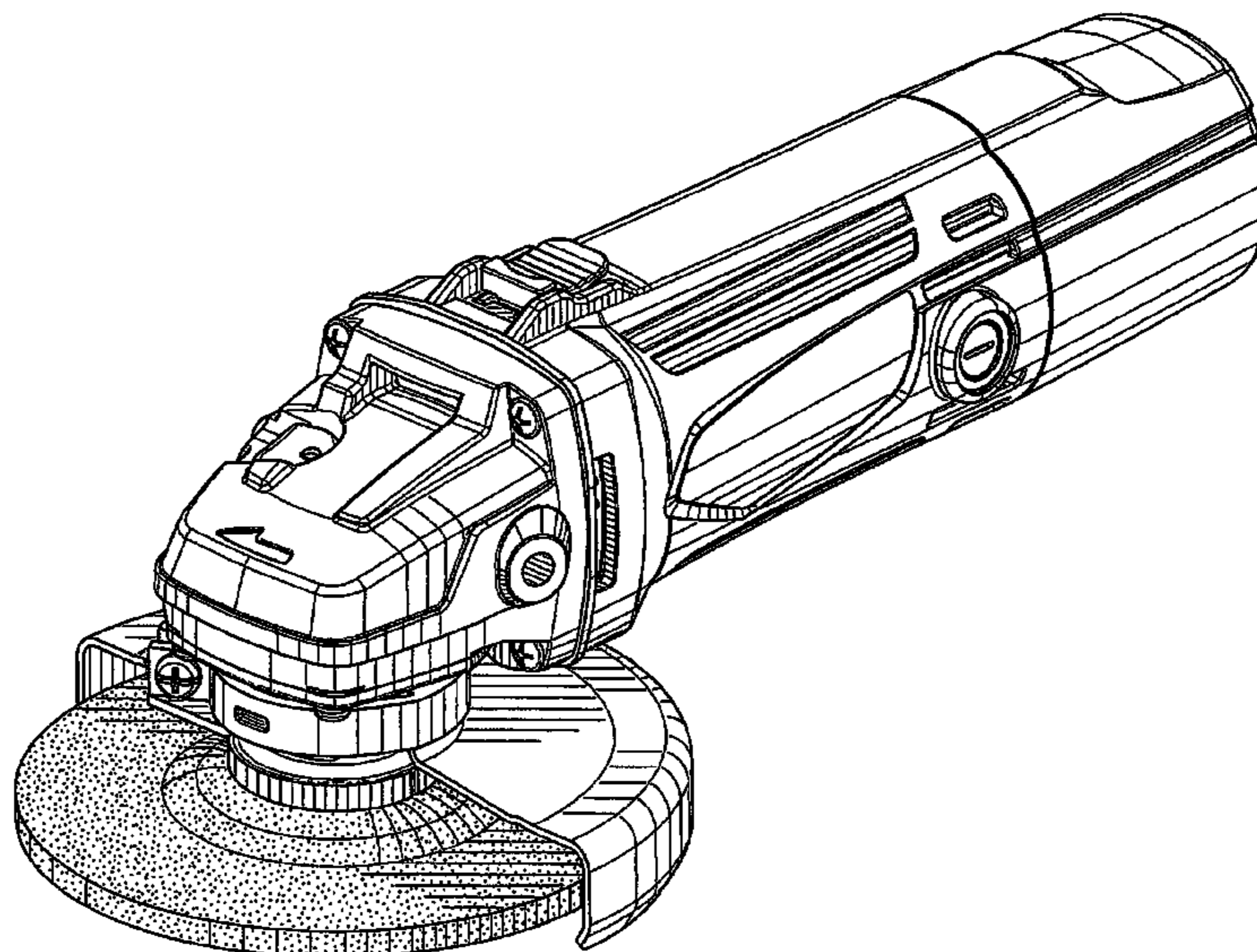
FIG. 5 is a right side elevation view thereof;

FIG. 6 is a top plan view thereof; and,

FIG. 7 is a bottom plan view thereof.

The broken lines depict unclaimed portions of the portable electric grinder only and form no part of the claimed design.

**1 Claim, 6 Drawing Sheets**



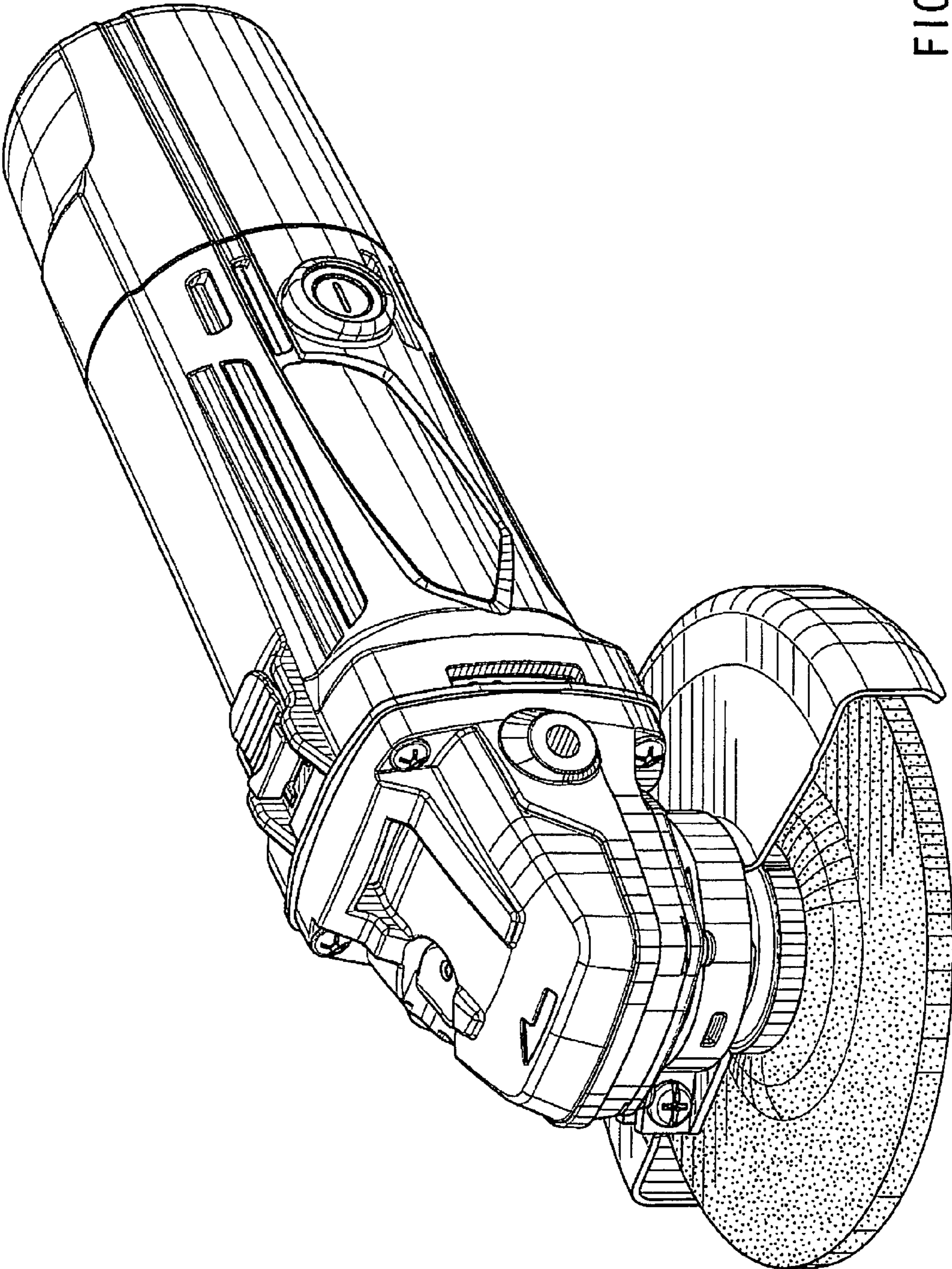


FIG. 1



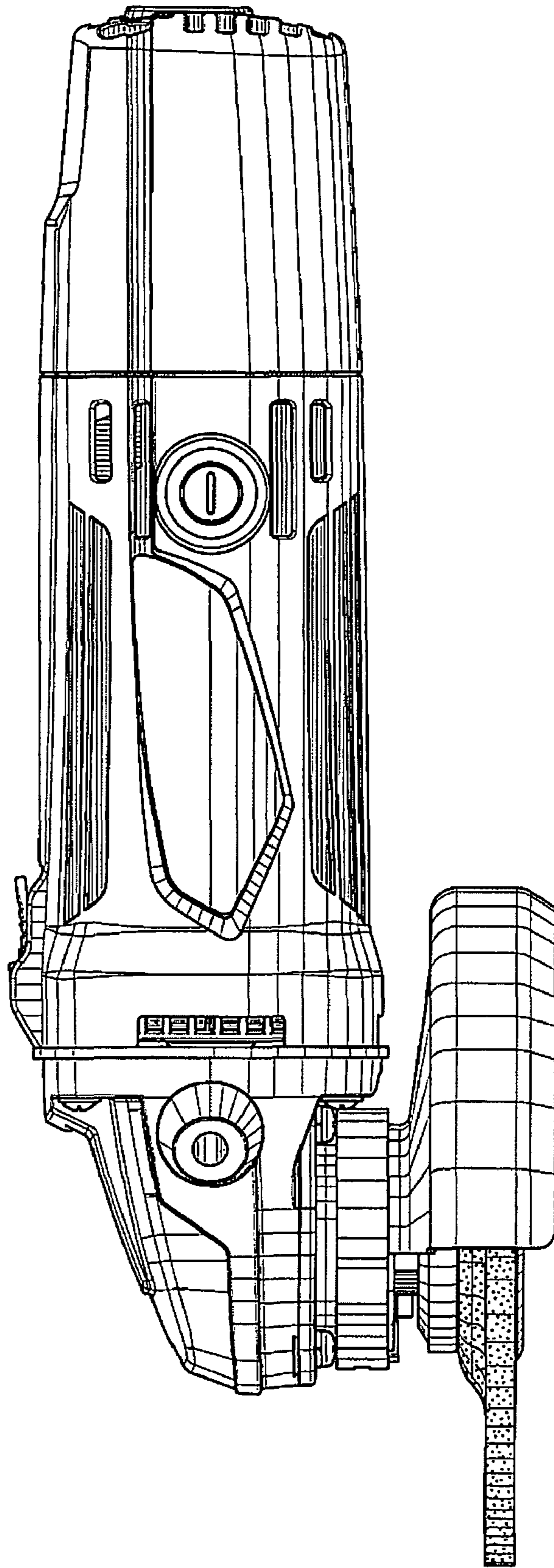


FIG. 2

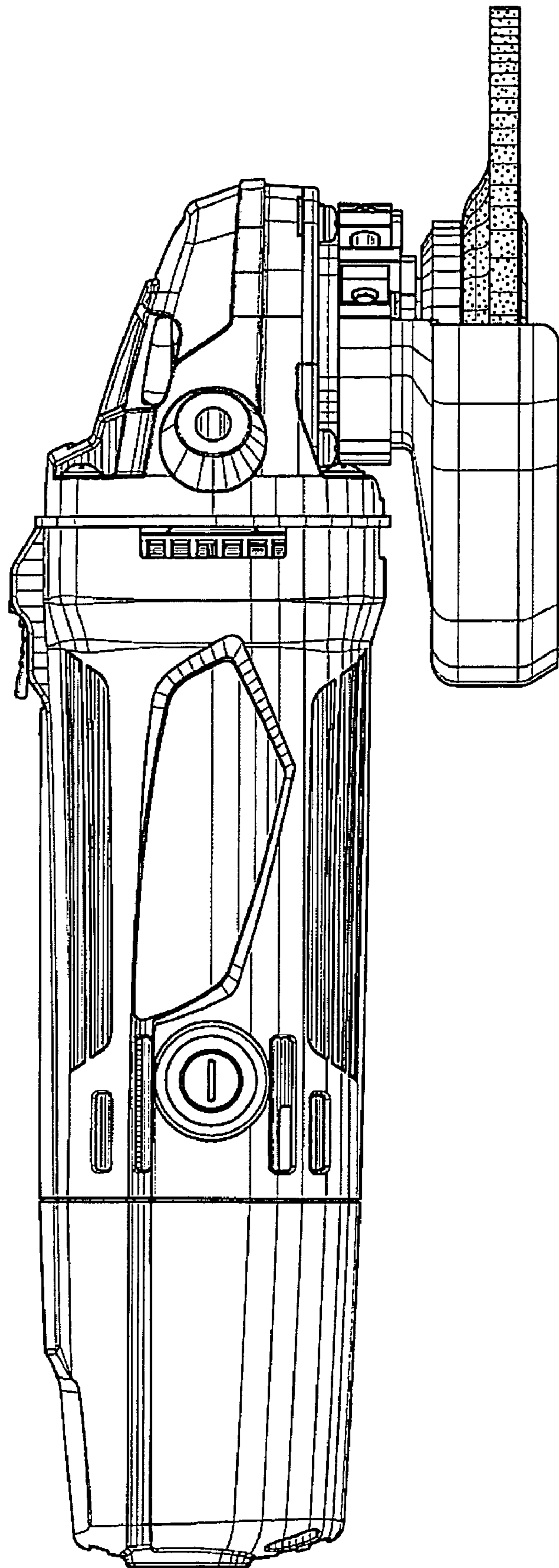


FIG. 3

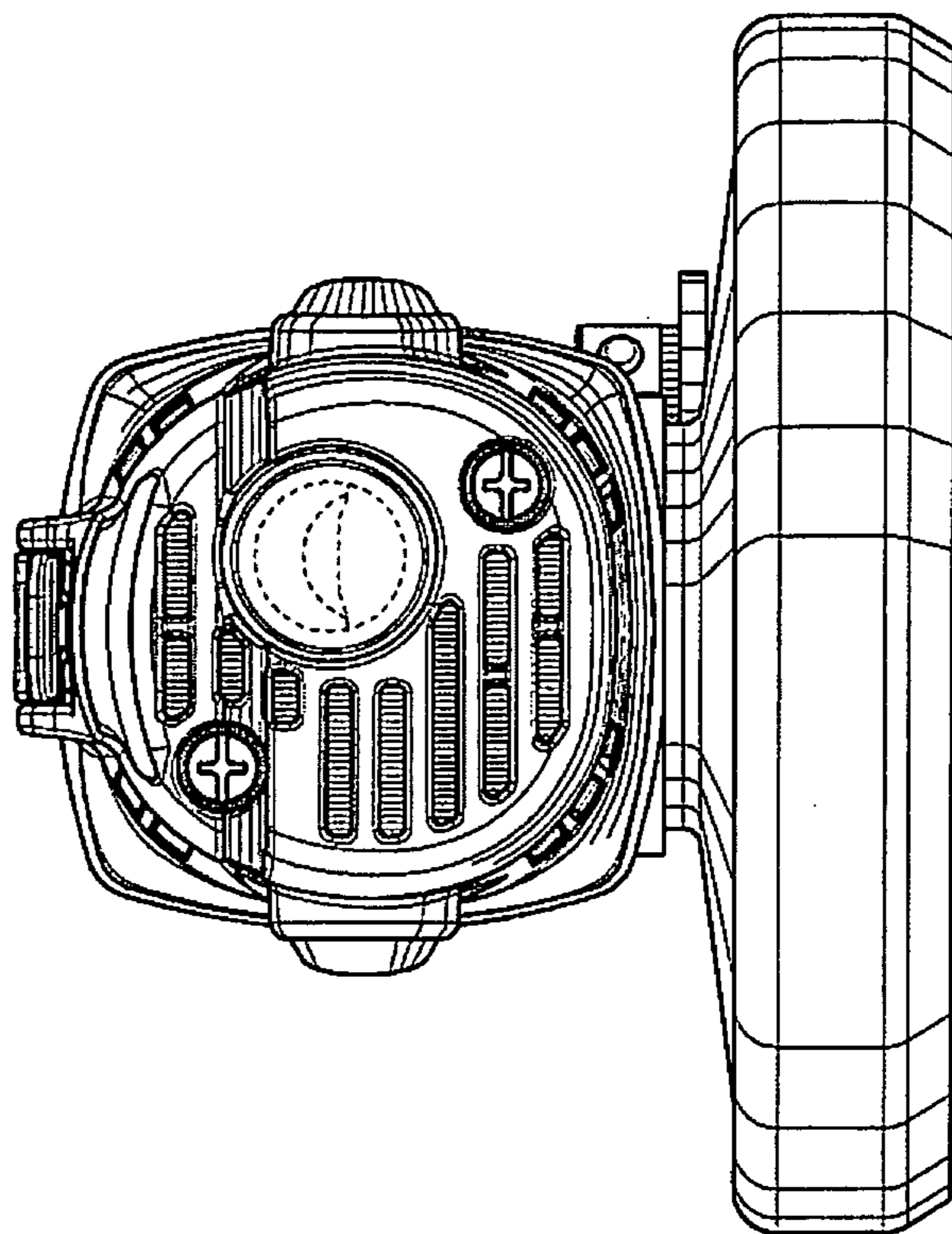


FIG. 5

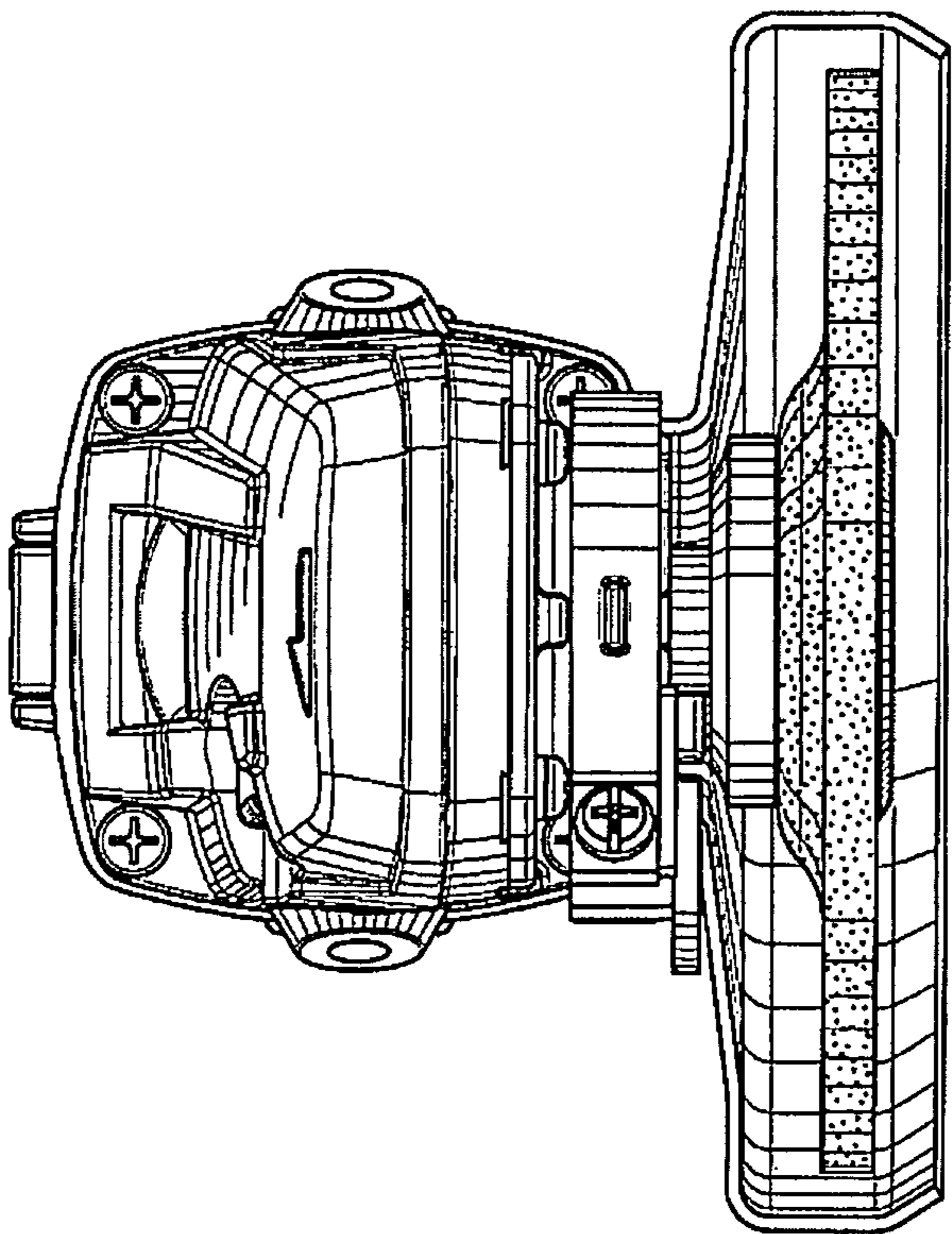


FIG. 4

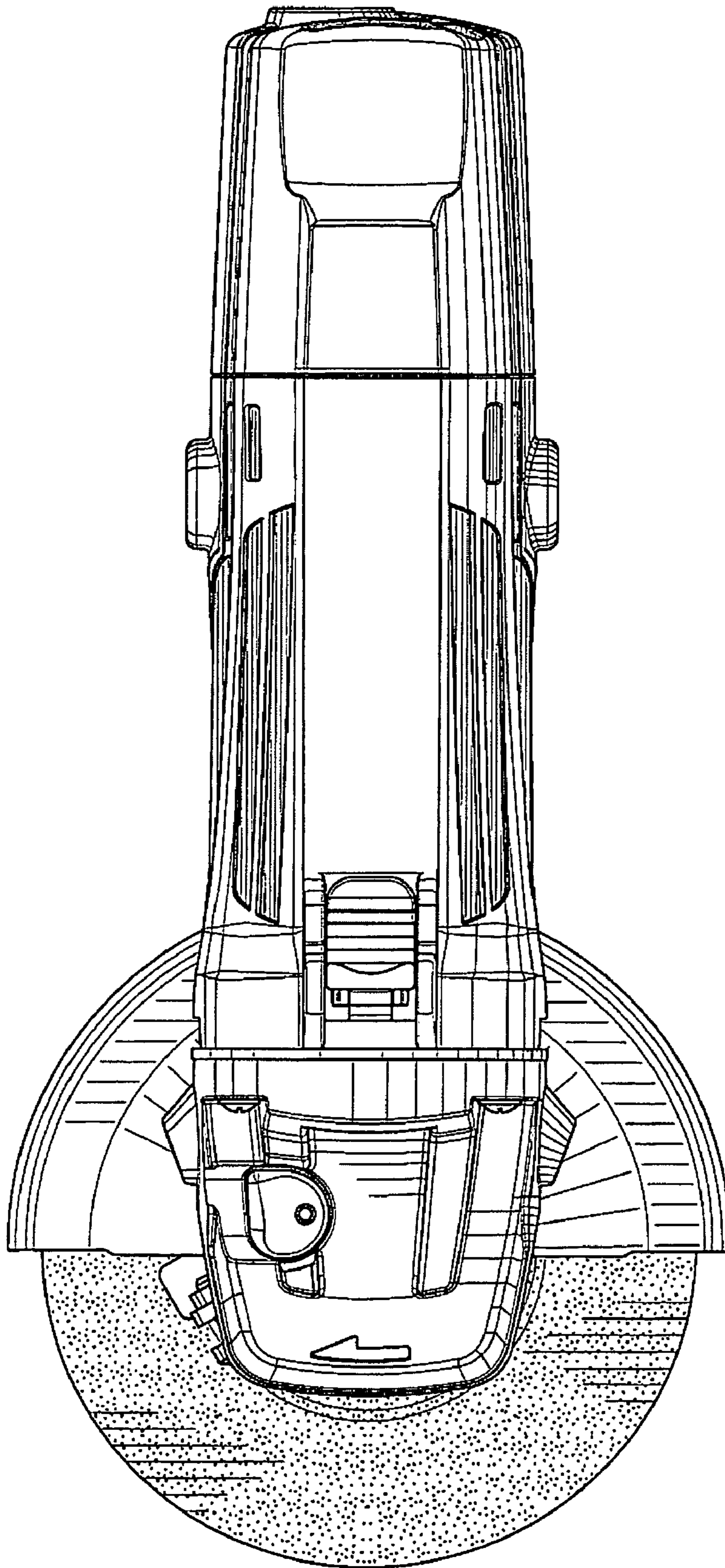


FIG. 6



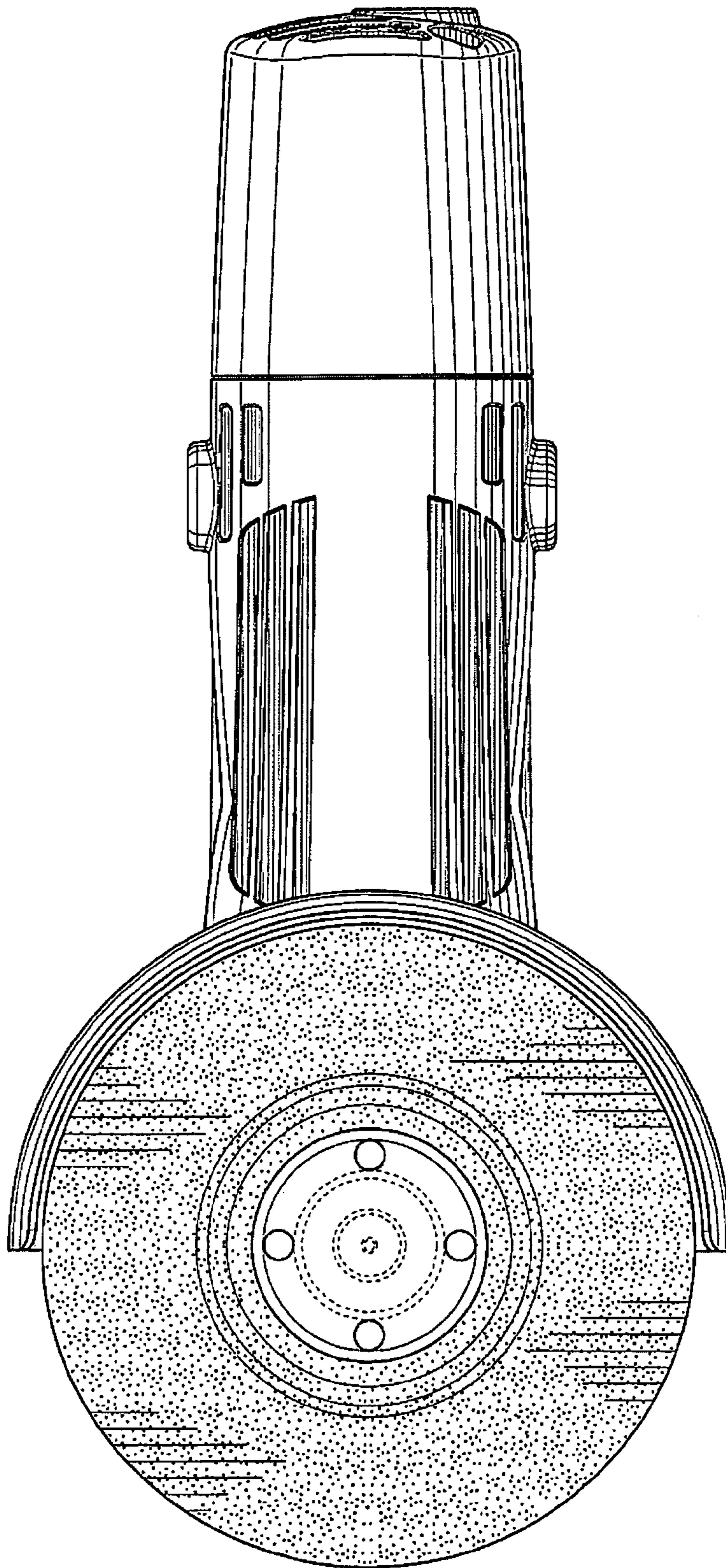


FIG. 7