



US00D634164S

(12) **United States Design Patent**
Coursey

(10) **Patent No.:** **US D634,164 S**

(45) **Date of Patent:** **** Mar. 15, 2011**

(54) **FOOD SERVER**

(75) **Inventor:** **Frances M. Coursey**, Bartlett, IL (US)

(73) **Assignee:** **Columbia Insurance Company**,
Omaha, NE (US)

(**) **Term:** **14 Years**

(21) **Appl. No.:** **29/360,428**

(22) **Filed:** **Apr. 26, 2010**

(51) **LOC (9) Cl.** **07-01**

(52) **U.S. Cl.** **D7/542; D7/545; D7/629**

(58) **Field of Classification Search** D7/500,
D7/538, 541-543, 545-546, 549, 550.1, 553.1-553.3,
D7/553.7, 554.3-554.4, 586, 601-602, 701,
D7/703, 705, 708, 629; 206/557-558, 561;
220/500, 553, 555-556, 660, 662, 669-673,
220/675

See application file for complete search history.

D277,632 S * 2/1985 Staufenberg D7/629
4,520,633 A 6/1985 Hoydic
4,553,692 A 11/1985 Padovani
D286,360 S 10/1986 Trivison
4,650,076 A 3/1987 Padovani

(Continued)

FOREIGN PATENT DOCUMENTS

DE 3907292 2/1990

(Continued)

OTHER PUBLICATIONS

Co-pending U.S. Appl. No. 29/360,430 for "Food Server" filed Apr. 26, 2010.

(Continued)

Primary Examiner — Ian Simmons

Assistant Examiner — Dana L Sipos

(74) *Attorney, Agent, or Firm* — Neal Gerber & Eisenberg
LLP

(56) **References Cited**

U.S. PATENT DOCUMENTS

1,429,207 A 9/1922 Koppelman et al.
1,543,443 A 6/1925 Koppelman
D112,168 S 11/1938 Bennett
2,634,039 A 4/1953 Schwertfeger
3,130,288 A 4/1964 Monaco et al.
3,307,603 A * 3/1967 Swett 220/783
D216,186 S 12/1969 Edwards
3,484,035 A 12/1969 Swett et al.
3,493,164 A 2/1970 Edwards
D219,673 S * 1/1971 Daenn D7/629
3,710,589 A 1/1973 Brown et al.
D229,916 S * 1/1974 Schneider D7/542
3,859,819 A 1/1975 Kaplan
3,920,178 A 11/1975 Moller
D241,703 S * 10/1976 Ashton D7/629
D247,025 S * 1/1978 Cherry D9/424
4,147,277 A 4/1979 Bateman et al.
4,287,943 A 9/1981 Hotta
4,383,422 A 5/1983 Gordon et al.

(57) **CLAIM**

The ornamental design for food server, as shown and described.

DESCRIPTION

FIG. 1 is a top, front, left side perspective view of the food server of the present invention;

FIG. 2 is a front elevation view thereof, the rear elevation view being identical;

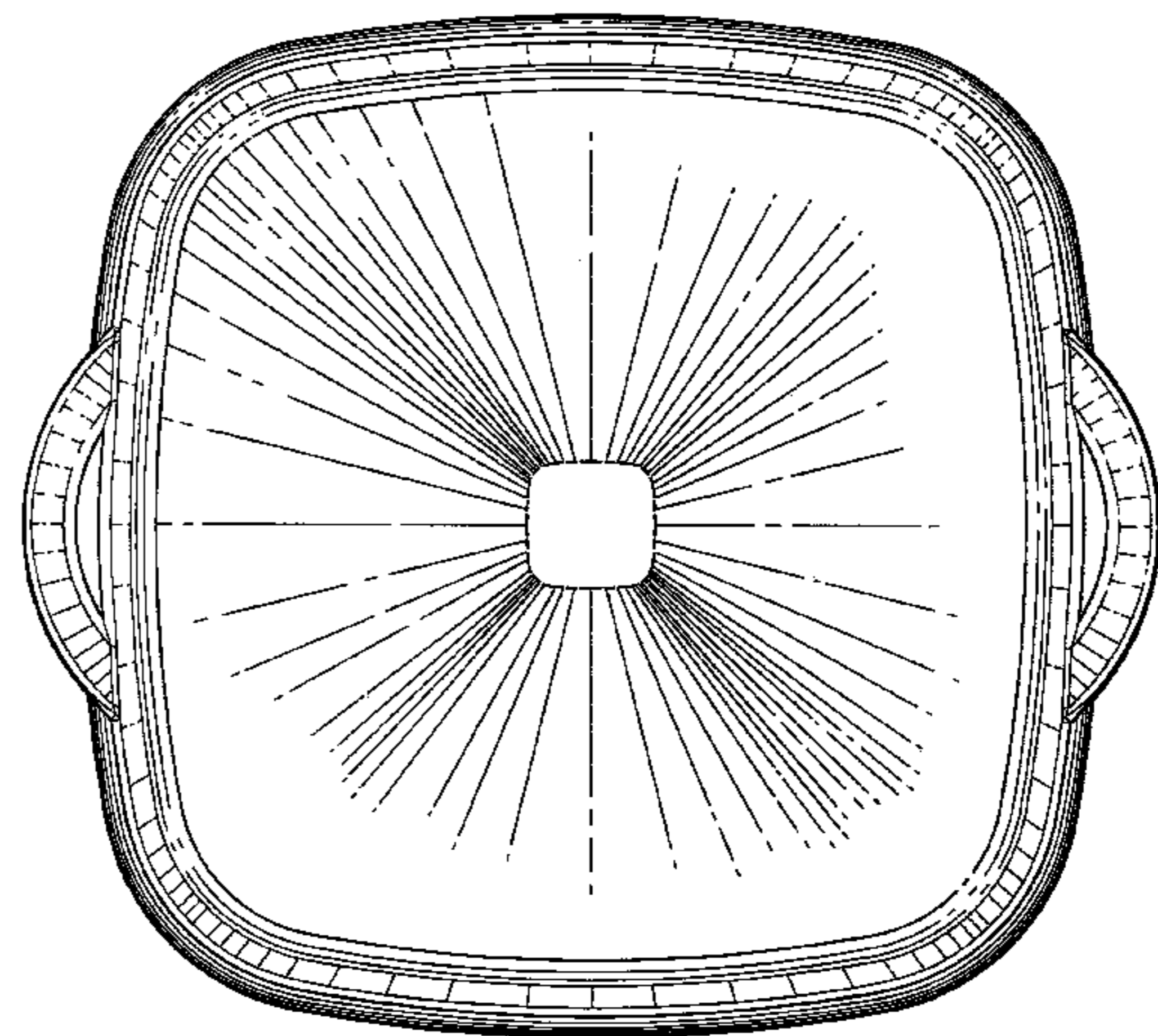
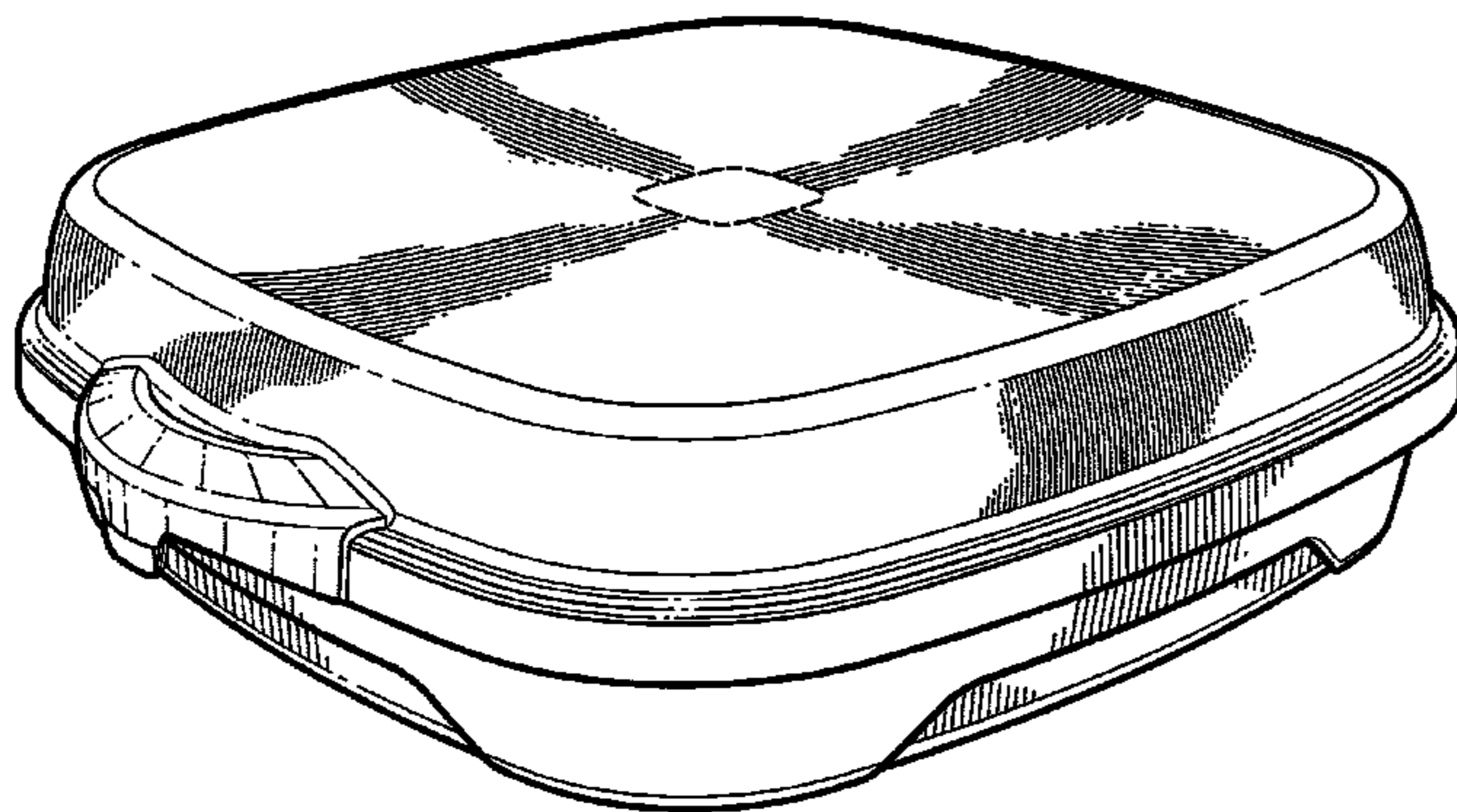
FIG. 3 is a side elevation view thereof, the opposing side elevation view being identical;

FIG. 4 is a top plan view thereof; and,

FIG. 5 is a bottom plan view thereof.

The broken lines in the drawings showing the top surface details and the bottom surface details illustrate the portions of the design that form no part of the claim.

1 Claim, 4 Drawing Sheets



US D634,164 S

Page 2

U.S. PATENT DOCUMENTS

4,741,176 A 5/1988 Johnson et al.
4,842,143 A 6/1989 McKee, Sr. et al.
4,869,387 A 9/1989 Persson
4,898,273 A 2/1990 Kristiansen
4,989,419 A 2/1991 Brando et al.
D318,982 S * 8/1991 Gecchelin D7/542
5,307,647 A 5/1994 McClure
5,538,136 A 7/1996 Onneweer
5,568,735 A 10/1996 Newkirk et al.
5,701,757 A 12/1997 Heverly
5,704,485 A 1/1998 Cautereels et al.
5,890,613 A 4/1999 Williams
6,012,583 A 1/2000 Ramirez
6,085,535 A 7/2000 Richmond et al.
6,086,931 A 7/2000 Whiteford
D440,118 S * 4/2001 Claffy et al. D7/553.1
D444,058 S 6/2001 Hampshire et al.
6,250,104 B1 6/2001 Bostic
6,378,325 B1 4/2002 Yang
D457,784 S * 5/2002 Tornaiainen et al. D7/552.1
D459,950 S 7/2002 Bush et al.
6,419,089 B1 7/2002 Dall
6,434,961 B2 8/2002 Richmond et al.
6,540,084 B2 4/2003 Silvers
6,581,795 B1 6/2003 Schulein et al.
6,601,403 B1 8/2003 Roth et al.

6,843,062 B2 1/2005 Crete
D515,880 S 2/2006 Lerner
7,007,813 B2 3/2006 Yang
D524,662 S 7/2006 Fager et al.
7,131,289 B2 11/2006 Harl et al.
7,225,633 B2 6/2007 DeMars
7,288,745 B2 10/2007 Colonna
7,353,951 B2 4/2008 Vovan
7,427,001 B1 9/2008 Keitges
7,438,200 B1 10/2008 Keitges
D605,470 S 12/2009 Sluiman
2003/0226844 A1 12/2003 Felknor et al.
2006/0065702 A1 3/2006 Beese
2008/0087037 A1 4/2008 Rapaz
2008/0216507 A1 9/2008 Tremblay
2008/0283437 A1 11/2008 St-Onge

FOREIGN PATENT DOCUMENTS

WO WO 87/02336 4/1987
WO WO 99/08944 2/1999

OTHER PUBLICATIONS

Co-pending U.S. Appl No. 29/360,433 for "Food Server" filed Apr. 26, 2010.

* cited by examiner

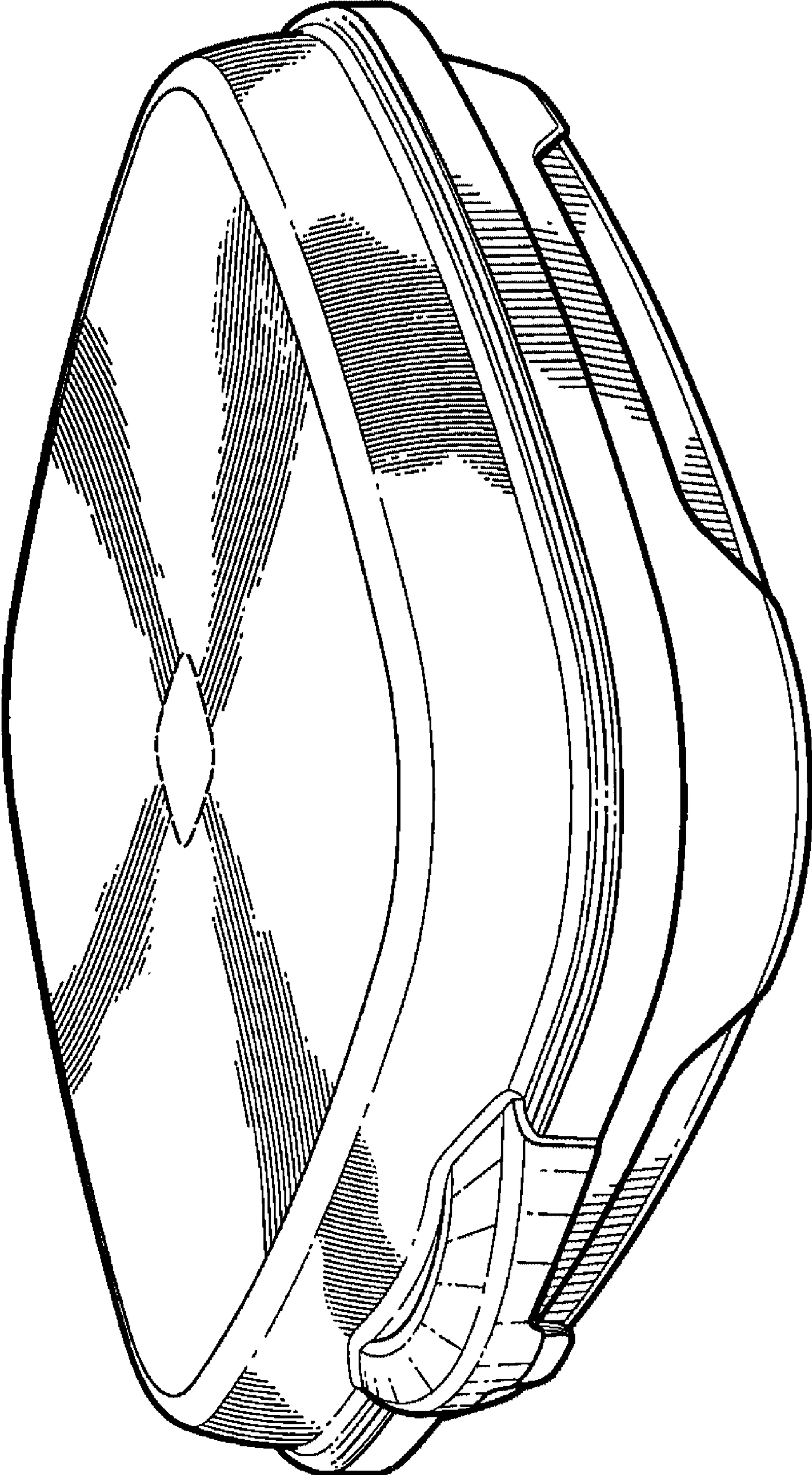


FIG. 1

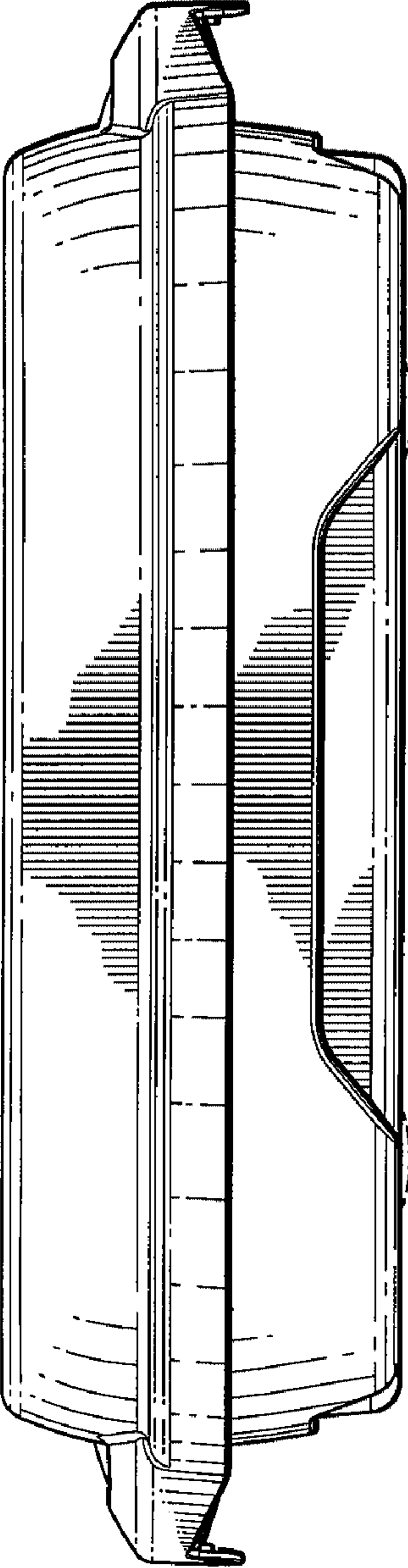


FIG. 2

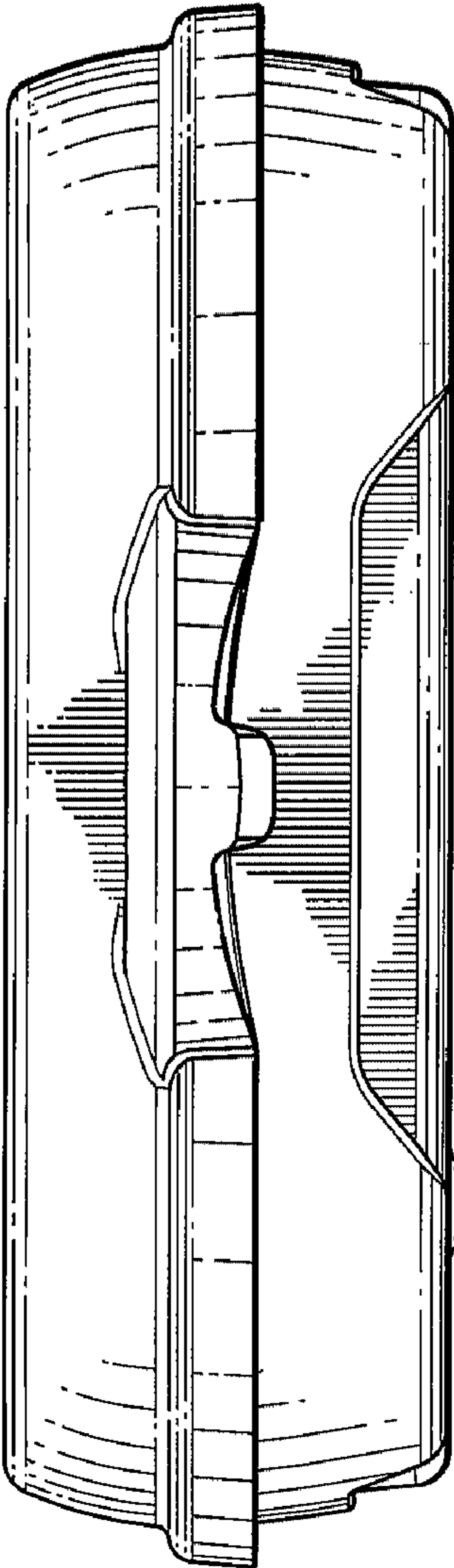


FIG. 3

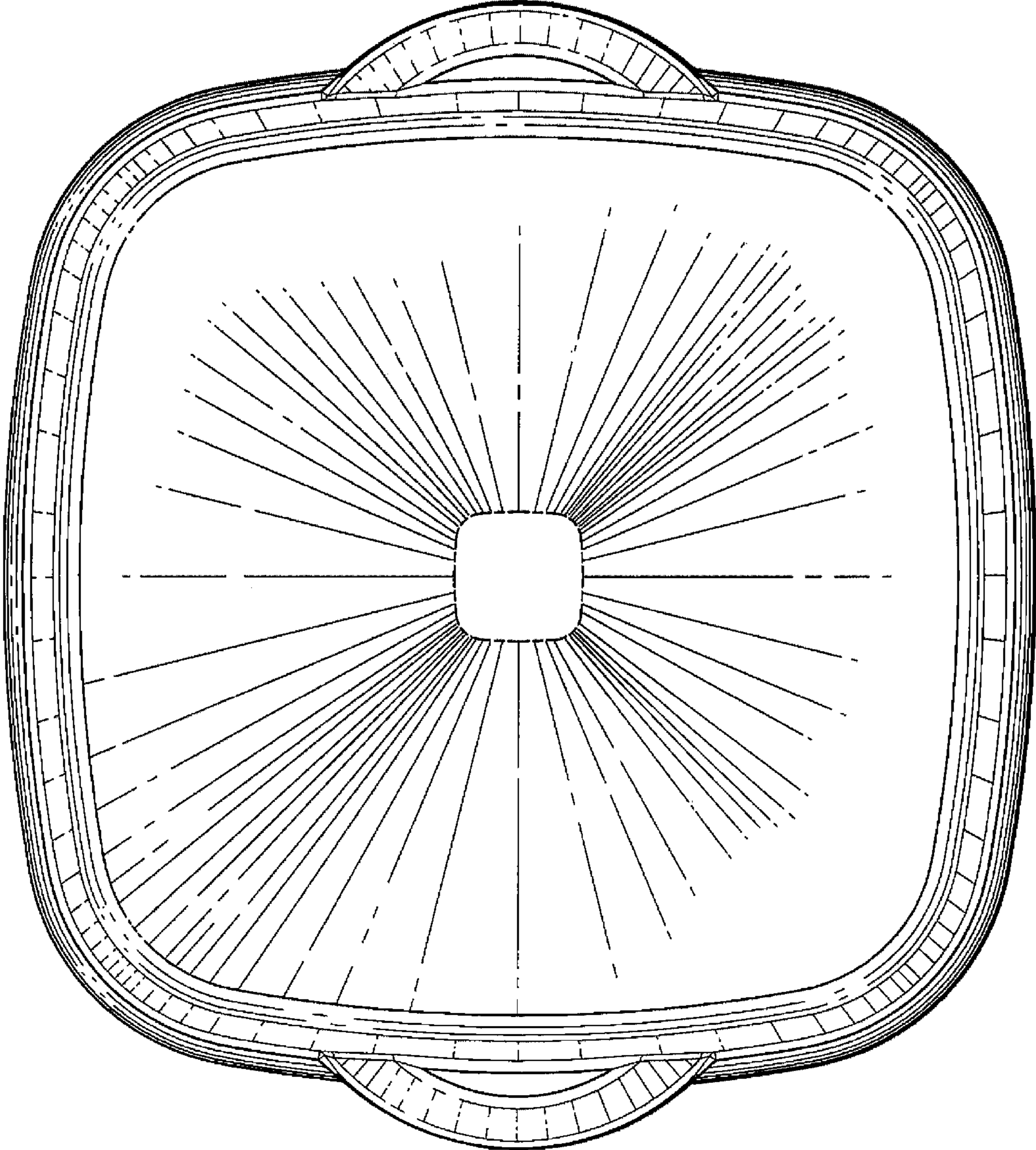


FIG.4

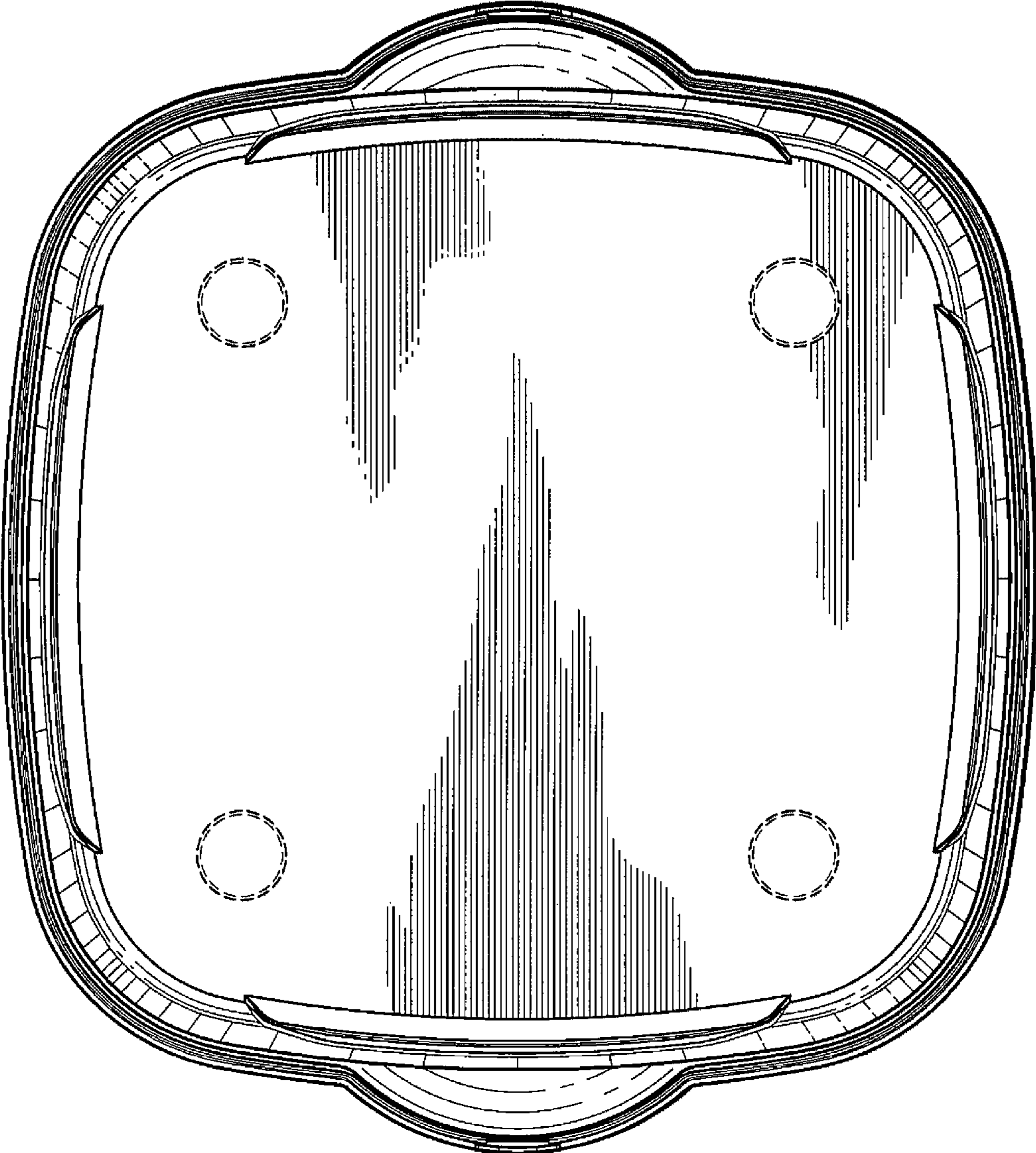


FIG.5