



US00D634158S

(12) **United States Design Patent**
Roth et al.

(10) **Patent No.:** **US D634,158 S**
(45) **Date of Patent:** **** Mar. 15, 2011**

(54) **CONTAINER**

(75) Inventors: **Donna Roth**, Plymouth, MA (US);
Henry Roth, Plymouth, MA (US)

(73) Assignee: **Cool Gear International, LLC**,
Plymouth, MA (US)

(**) Term: **14 Years**

(21) Appl. No.: **29/375,753**

(22) Filed: **Sep. 27, 2010**

Related U.S. Application Data

(62) Division of application No. 29/335,720, filed on Apr. 20, 2009, now Pat. No. Des. 624,361.

(51) **LOC (9) Cl.** **07-01**

(52) **U.S. Cl.** **D7/396.2; D7/510**

(58) **Field of Classification Search** D7/605,
D7/608, 510, 511, 509, 523, 396.2; D23/207;
220/705, 507, 506; 222/148

See application file for complete search history.

(56) **References Cited**

U.S. PATENT DOCUMENTS

1,657,927	A *	1/1928	Heinzen	220/568
2,187,558	A *	1/1940	Kushima	215/12.1
4,410,085	A *	10/1983	Beneziat et al.	206/217
4,981,022	A *	1/1991	Snyder	62/457.3
5,456,090	A *	10/1995	McCoy	62/372
5,467,877	A *	11/1995	Smith	215/11.1
5,472,274	A *	12/1995	Baillie	366/129
5,487,486	A *	1/1996	Meneo	220/504
5,590,542	A *	1/1997	Wang	62/457.3

5,609,039	A *	3/1997	Green et al.	62/457.3
D458,086	S *	6/2002	Marks et al.	D7/605
D478,511	S *	8/2003	Reynolds	D9/502
6,751,982	B2 *	6/2004	Horen	62/457.4
D531,445	S *	11/2006	Bodum	D7/312
7,185,782	B2 *	3/2007	Vilchez et al.	220/506
D552,421	S *	10/2007	Wolf	D7/523
7,614,512	B2 *	11/2009	Nader	215/6
D613,989	S *	4/2010	Smith	D7/319
D621,660	S *	8/2010	Smiedt et al.	D7/510
7,802,446	B2 *	9/2010	Overgaard	62/457.3
D625,561	S *	10/2010	Ablo	D7/511

* cited by examiner

Primary Examiner — Marianne Pandozzi

(74) *Attorney, Agent, or Firm* — Steven M. Jensen; Edwards Angell Palmer & Dodge LLP

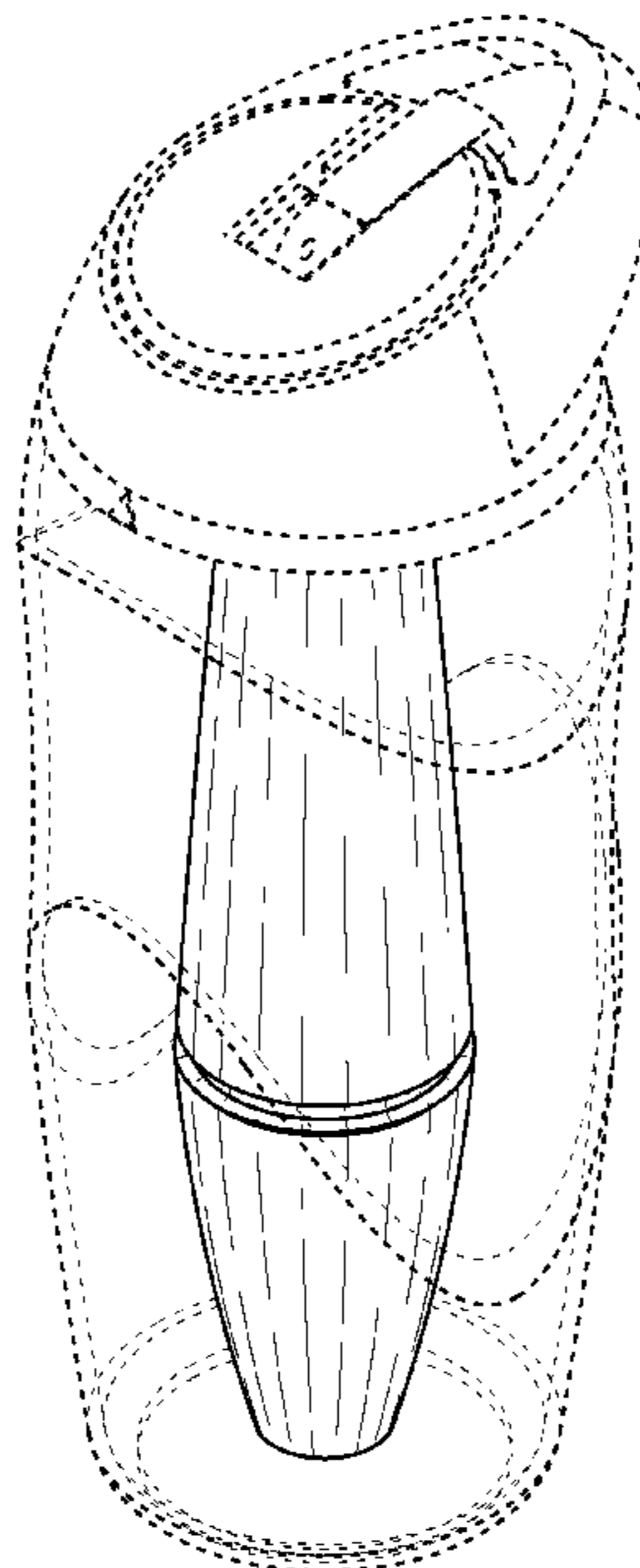
(57) **CLAIM**

We claim a new ornamental design for a container, as shown and described.

DESCRIPTION

FIG. 1 is a perspective view of a container according to a preferred embodiment of our new design; FIG. 2 is front elevational view of the container of FIG. 1; FIG. 3 is a rear elevational view of the container of FIG. 1; FIG. 4 is a left side elevational view of the container of FIG. 1; the right side elevational view of the container of FIG. 1 being a mirror image of FIG. 4; FIG. 5 is a top plan view of the container of FIG. 1; and, FIG. 6 is a bottom plan view of the container of FIG. 1. The broken lines in FIGS. 1-6 represent environment and are for illustrative purposes only and do not constitute part of the claimed design.

1 Claim, 3 Drawing Sheets



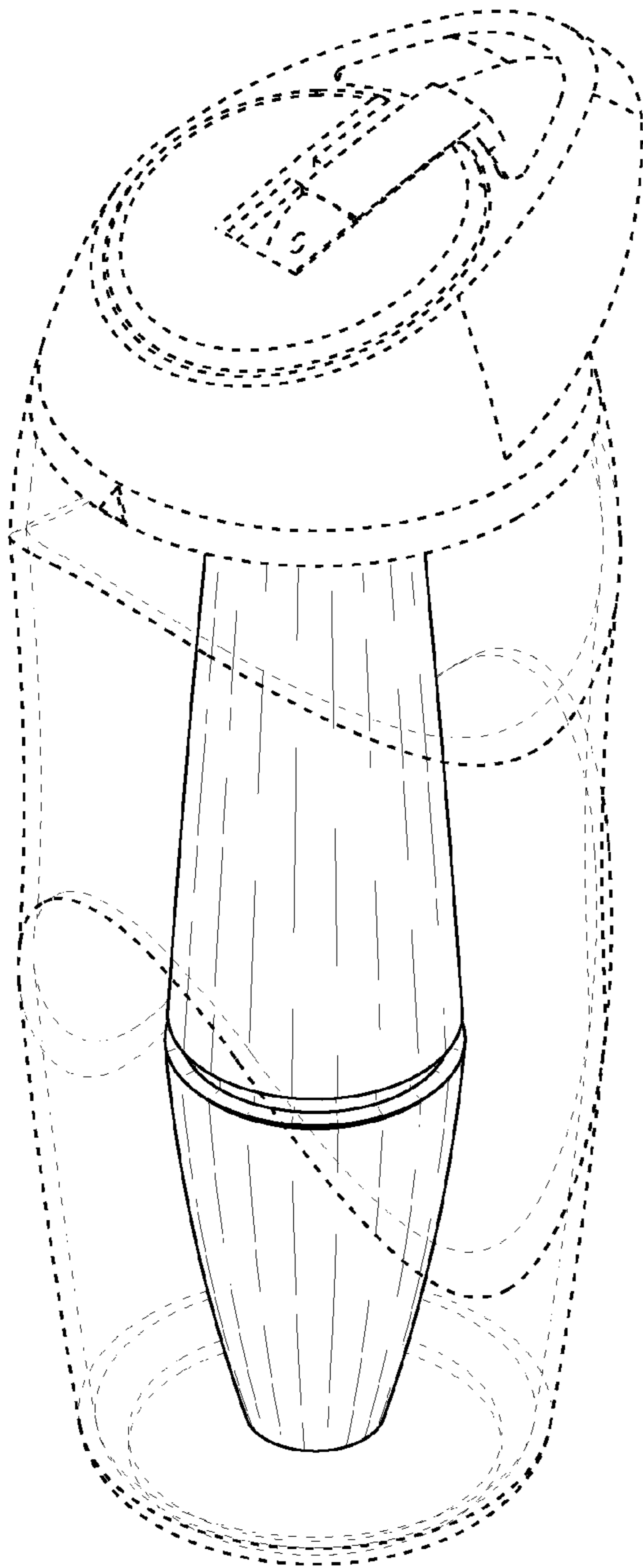


FIG. 1

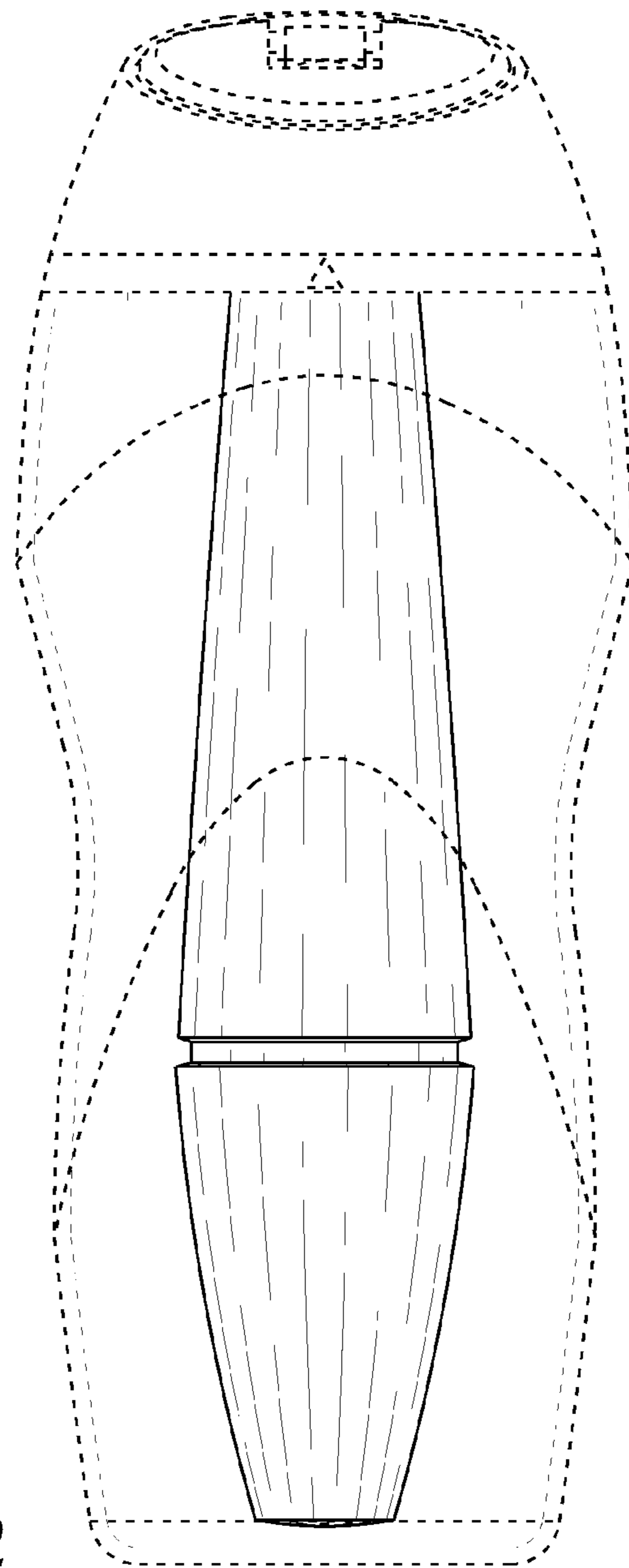


FIG. 2

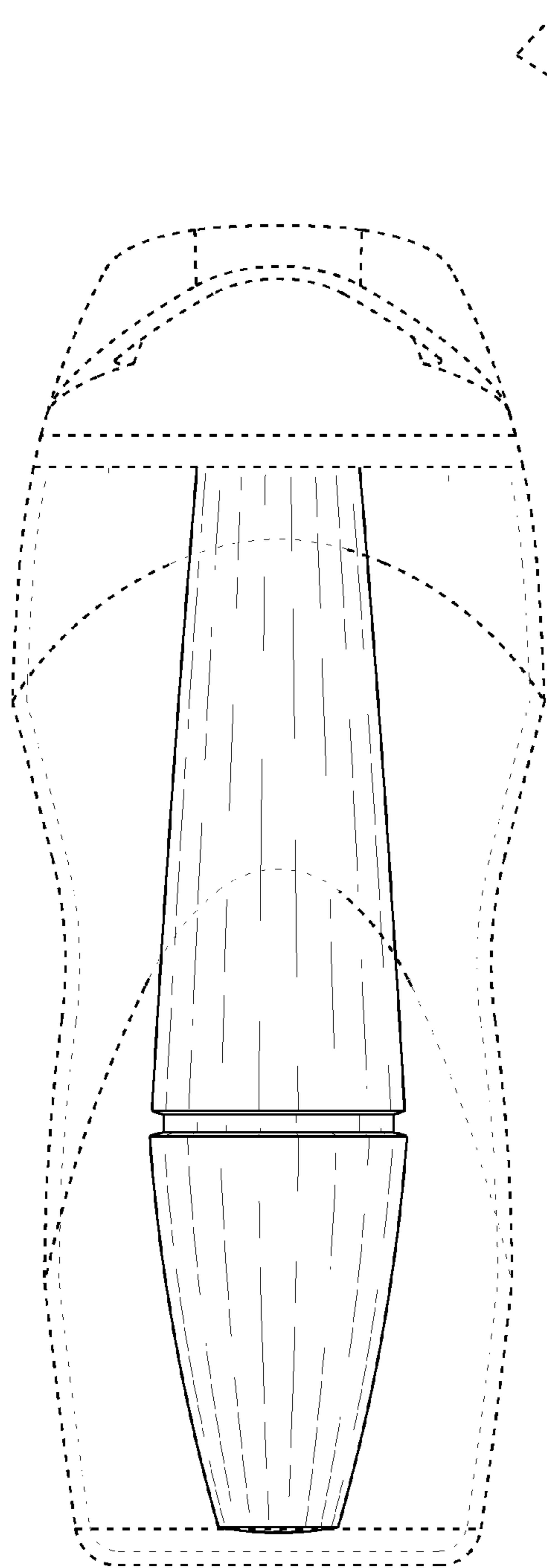


FIG. 3

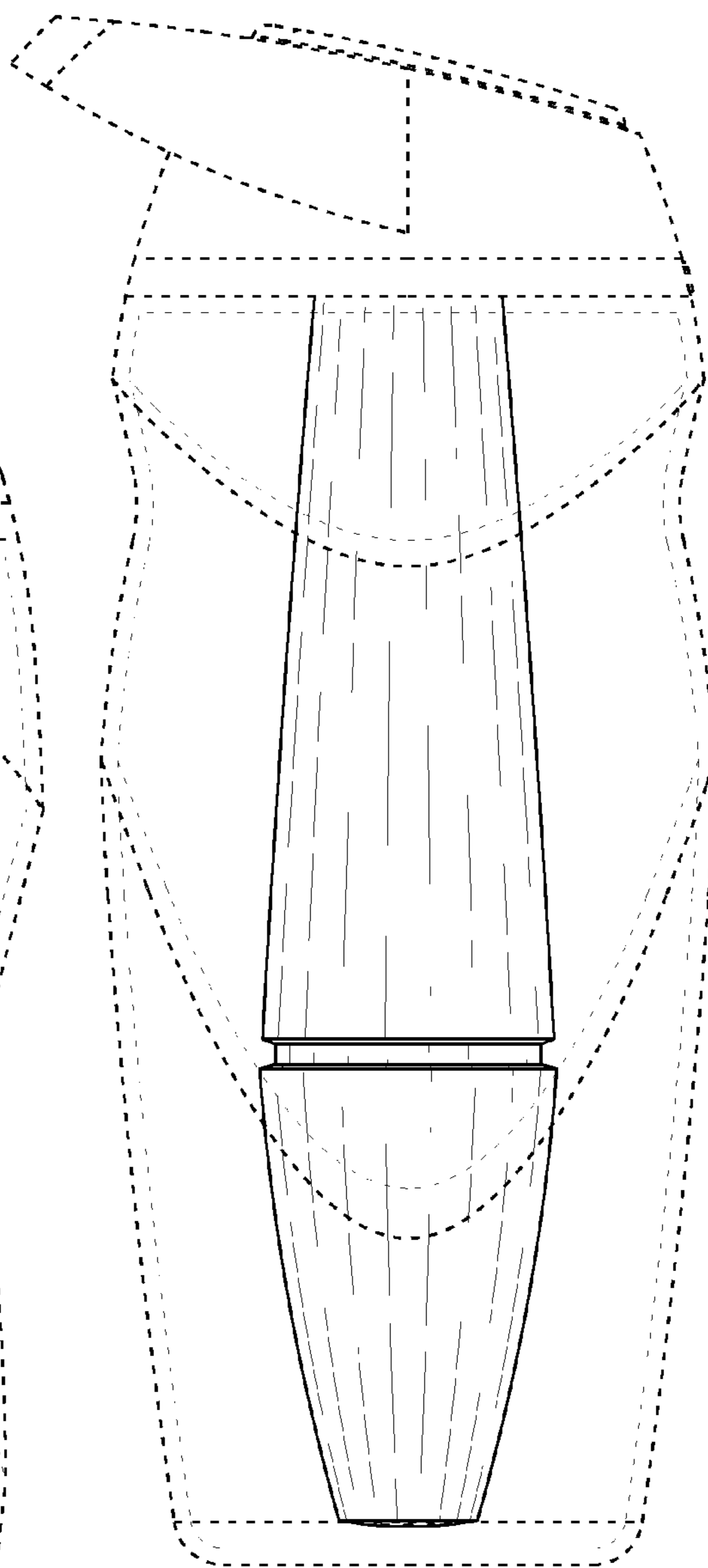


FIG. 4

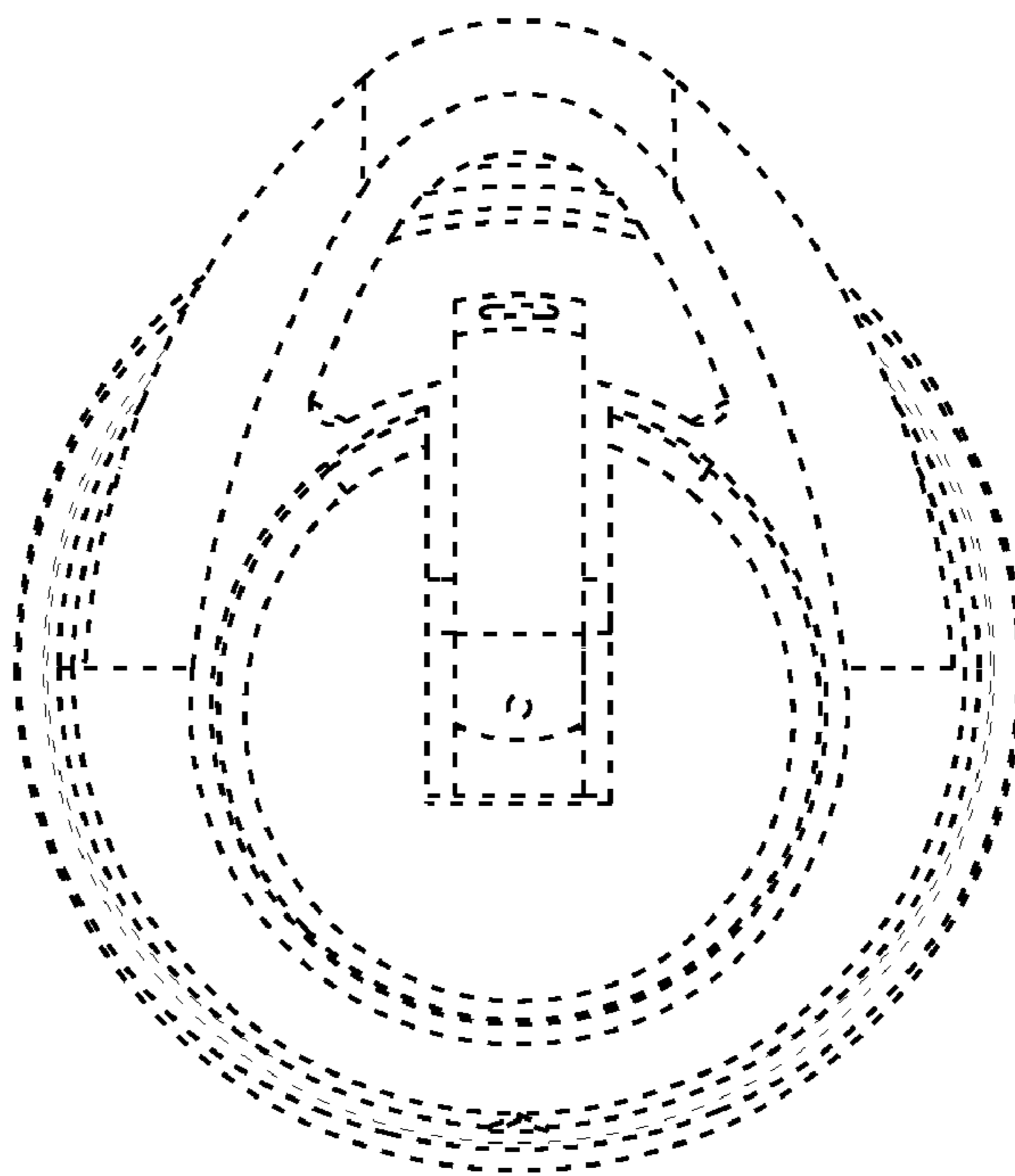


FIG. 5

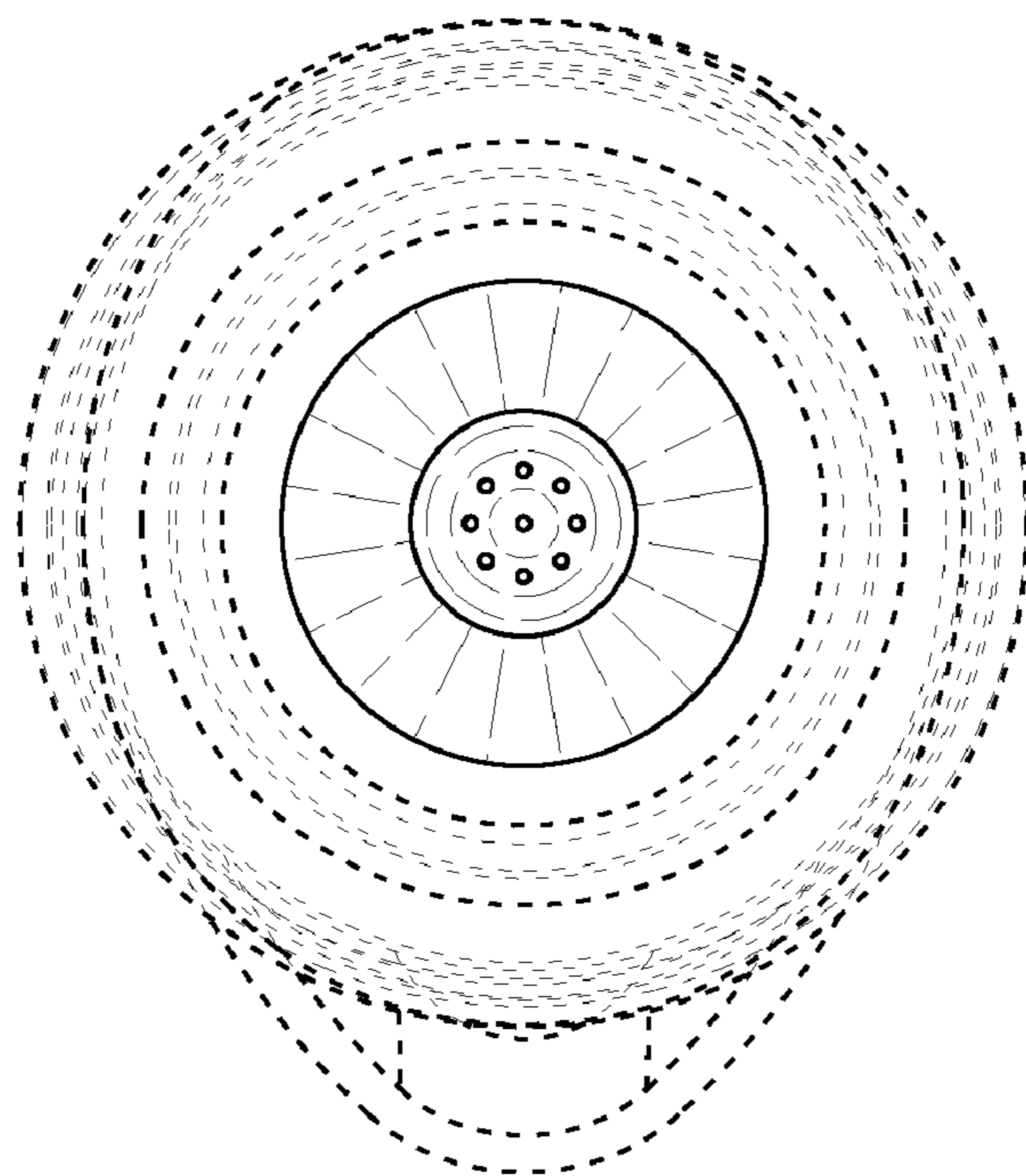


FIG. 6