



US00D634150S

(12) **United States Design Patent**
Kantzoglou

(10) **Patent No.:** **US D634,150 S**
(45) **Date of Patent:** **** Mar. 15, 2011**

(54) **SLIP COVER**

(76) Inventor: **Diane Kantzoglou**, Long Island City,
NY (US)

(**) Term: **14 Years**

(21) Appl. No.: **29/335,913**

(22) Filed: **Apr. 24, 2009**

(51) **LOC (9) Cl.** **06-13**

(52) **U.S. Cl.** **D6/611**

(58) **Field of Classification Search** D6/610-611,
D6/596, 601, 602, 603, 617; D12/401-405;
135/87, 88.01, 95; 150/165-167, 158, 154;
280/770; 296/136.01, 136.1, 136.11;
297/218.1-218.5, 219.1-229

See application file for complete search history.

(56) **References Cited**

U.S. PATENT DOCUMENTS

251,341	A	*	12/1881	Border	104/35
3,199,916	A	*	8/1965	Chiarenza	297/223
4,676,370	A	*	6/1987	Rudick	206/1.5
D316,649	S	*	5/1991	Swanner	D3/270
D323,757	S	*	2/1992	Beauchan	D6/611
D336,585	S	*	6/1993	Gibson et al.	D6/611
D343,325	S	*	1/1994	Gibson et al.	D6/611
D382,756	S	*	8/1997	Ryan	D6/608

D383,636	S	*	9/1997	Harris	D6/601
D484,350	S	*	12/2003	Miller	D6/601
D491,405	S	*	6/2004	Jones	D6/611
D527,938	S	*	9/2006	Dandrea	D6/611
D548,505	S	*	8/2007	Feliciano	D6/601

* cited by examiner

Primary Examiner — Caron Veynar

Assistant Examiner — Katrina A Kile

(74) *Attorney, Agent, or Firm* — Steve Clemmons

(57) **CLAIM**

The ornamental design for a slip cover, as shown and described.

DESCRIPTION

FIG. 1 is a perspective view of a slip cover showing my new design;

FIG. 2 is a front elevational view thereof;

FIG. 3 is a rear elevational view thereof;

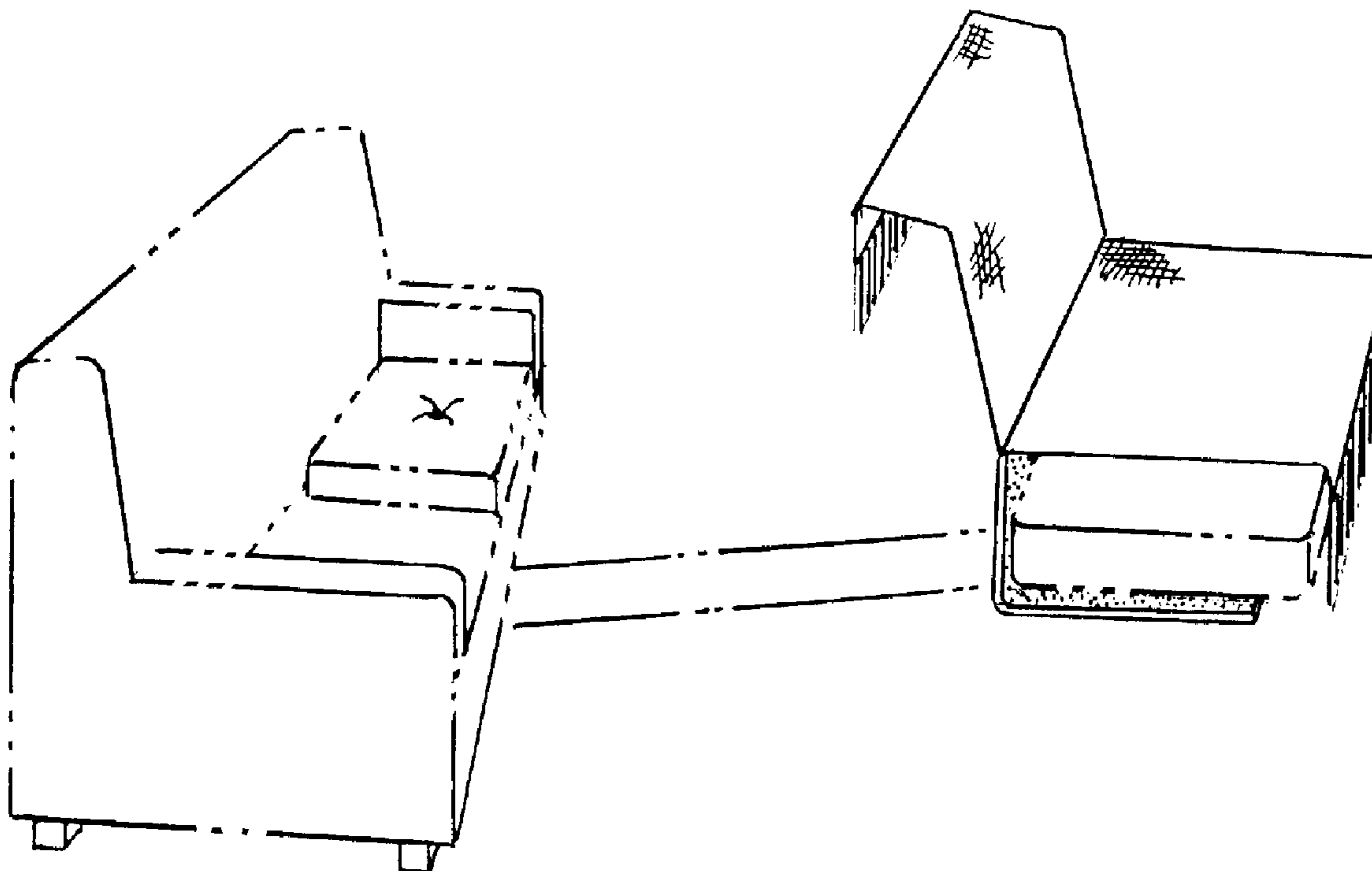
FIG. 4 is a right side elevational view thereof, the left side being a mirror image;

FIG. 5 is a top plan view thereof; and,

FIG. 6 is a bottom plan view thereof.

The broken line showing of environmental structures, namely the couch and couch cushion in FIG. 1, is for illustrative purposes only and forms no part of the claimed design.

1 Claim, 1 Drawing Sheet



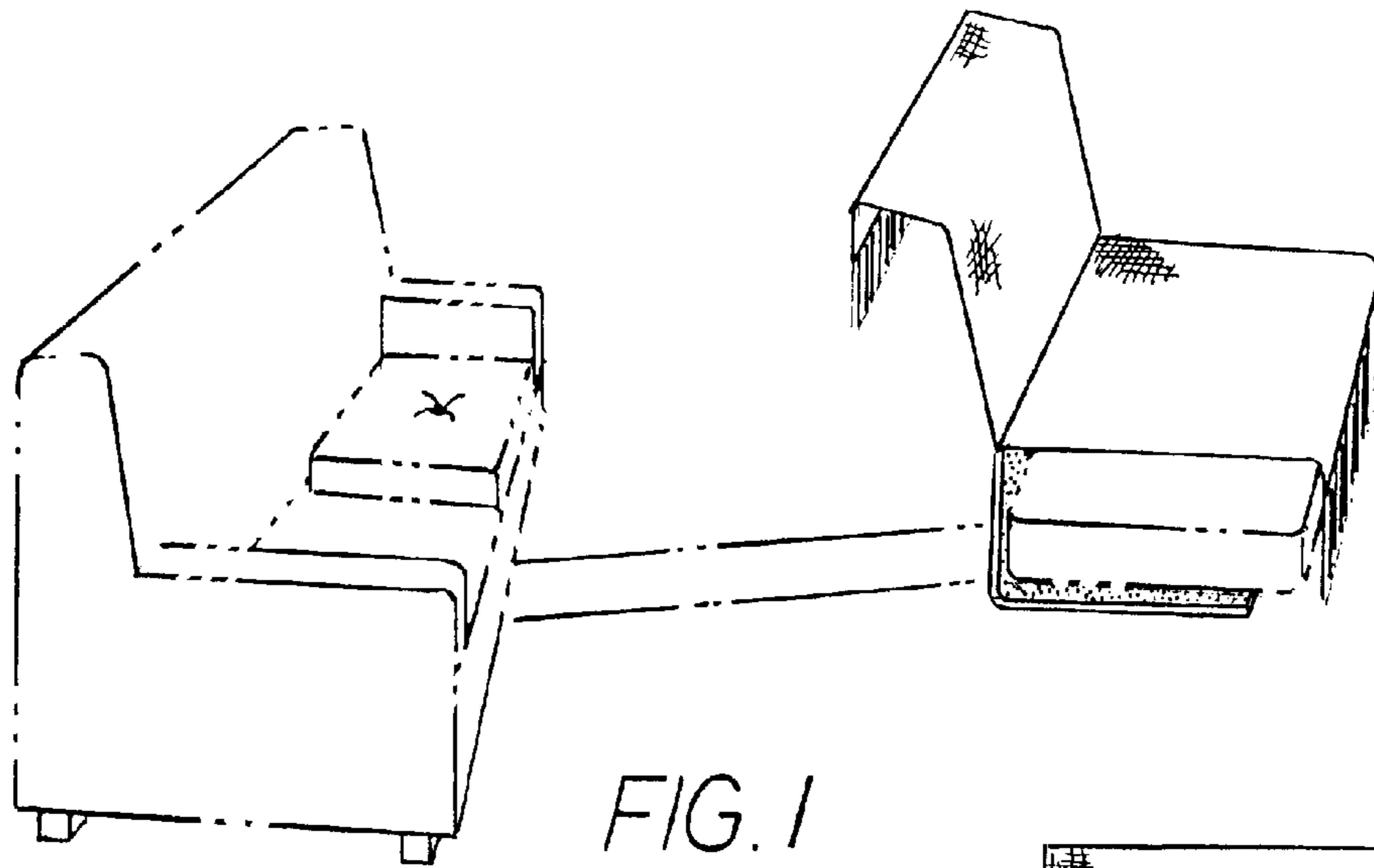


FIG. 1

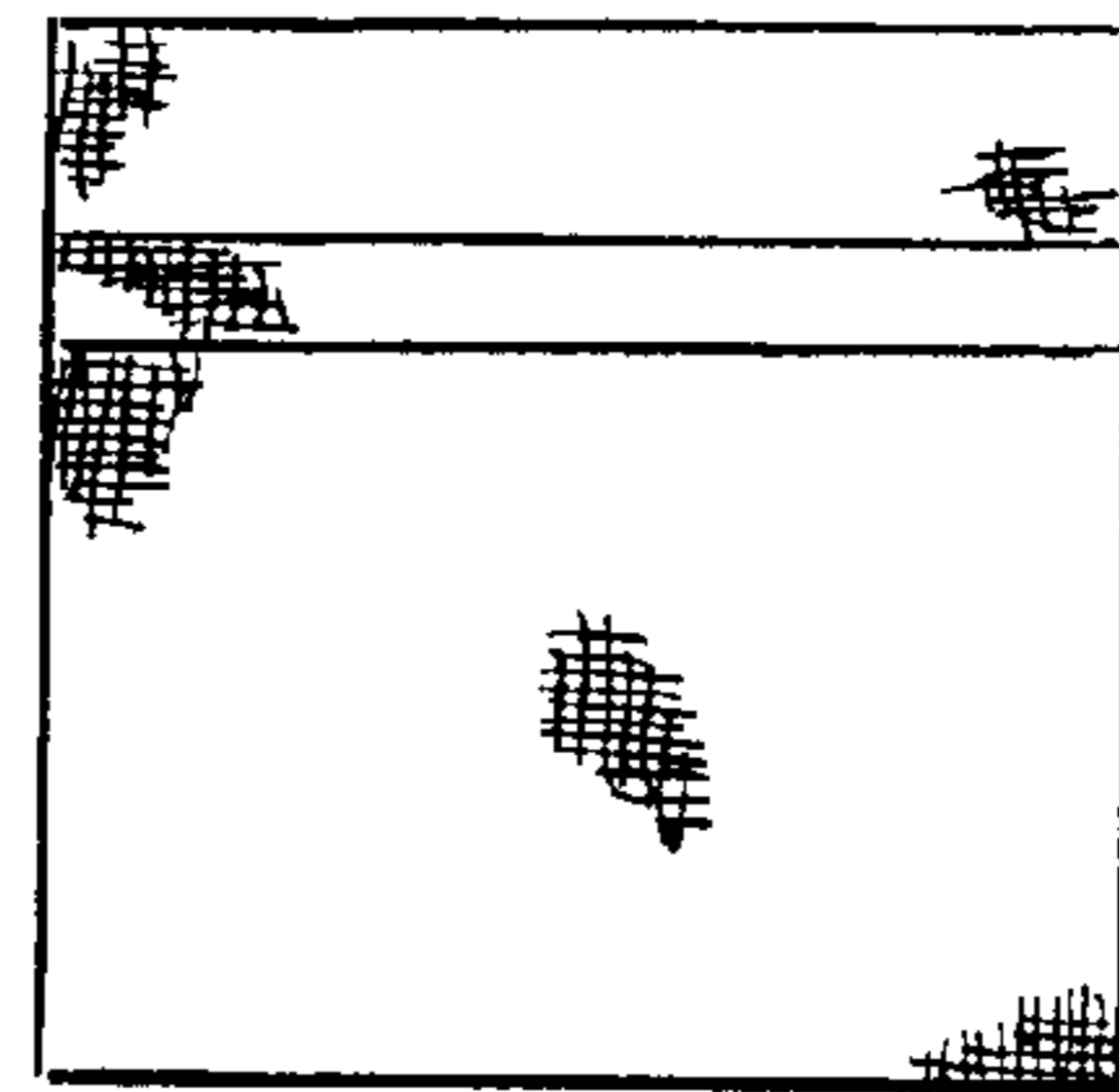


FIG. 5

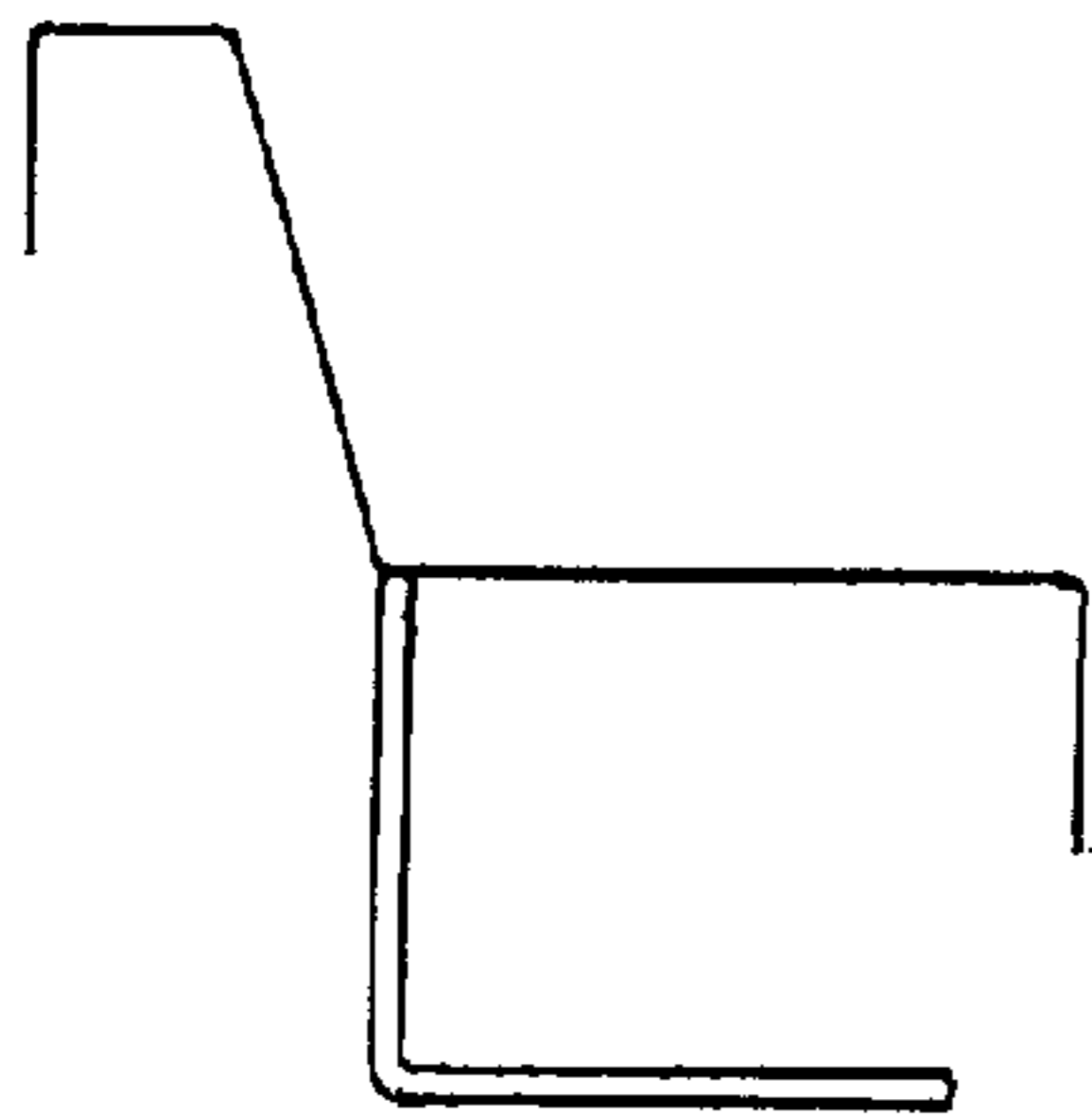


FIG. 4




FIG. 3

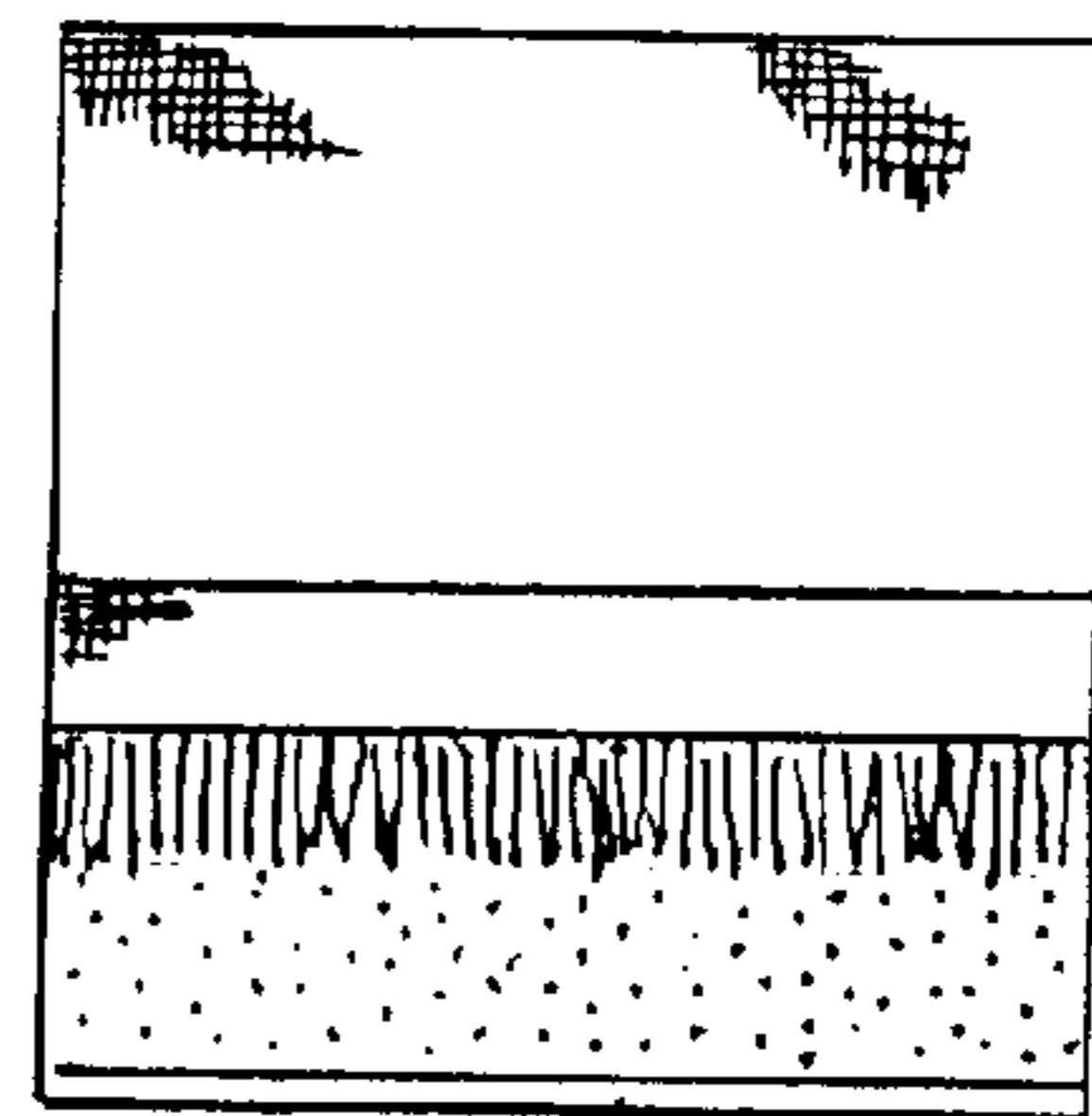


FIG. 2




FIG. 6