



US00D634135S

(12) **United States Design Patent**
Matthews

(10) **Patent No.:** **US D634,135 S**
(45) **Date of Patent:** **** Mar. 15, 2011**

(54) **INFANT ACCESSORY ORGANIZER**

(76) Inventor: **Veronica Matthews**, Jamaica, NY (US)

(**) Term: **14 Years**

(21) Appl. No.: **29/342,864**

(22) Filed: **Sep. 2, 2009**

(51) **LOC (9) Cl.** **06-01**

(52) **U.S. Cl.** **D6/440**

(58) **Field of Classification Search** D6/432,
D6/436, 437, 438, 439, 440, 444, 445, 446,
D6/447, 448; 312/138.1, 204, 224, 237,
312/244, 257.1, 278, 279, 319.9; D3/284;
D34/7

See application file for complete search history.

(56) **References Cited**

U.S. PATENT DOCUMENTS

799,390	A	9/1905	Kuykendall	
1,724,479	A	8/1929	Havener	
D157,990	S *	4/1950	Mannen	D6/440
2,584,435	A	2/1952	Doerr	
D228,820	S *	10/1973	Day et al.	D3/284
D248,913	S *	8/1978	Robinson	D6/440
D274,963	S	8/1984	Brunner	
D278,397	S *	4/1985	Frankenreiter	D6/440
4,538,861	A *	9/1985	Hughes, Jr.	312/244
D306,665	S *	3/1990	Wright	D6/440
5,090,785	A *	2/1992	Stamp	312/319.9
D331,334	S *	12/1992	Hollington	D6/440

D333,026	S *	2/1993	Befus	D34/7
D340,820	S	11/1993	Frischer	
5,427,231	A	6/1995	Willimann	
5,468,063	A	11/1995	Simonek	
5,961,216	A	10/1999	Quinn	
D424,833	S	5/2000	Zaidman	
D436,754	S	1/2001	Bellini	
6,176,559	B1	1/2001	Tiramani	
6,952,849	B2	10/2005	Pacella	
2007/0122066	A1	5/2007	Landay	

* cited by examiner

Primary Examiner — Mimoso De

(74) *Attorney, Agent, or Firm* — Montgomery Patent and Design; Joseph T. Yaksich; Robert C. Montgomery

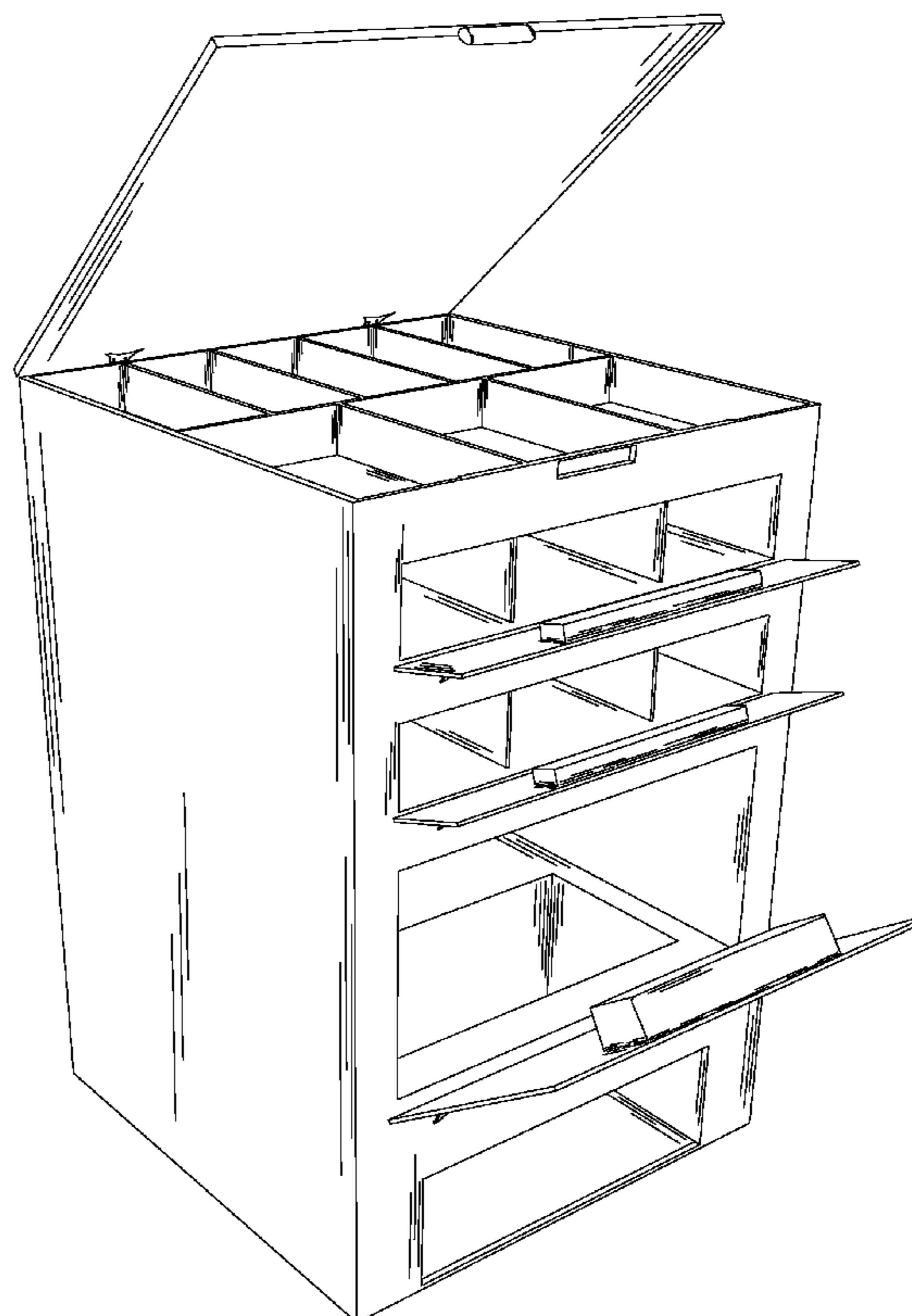
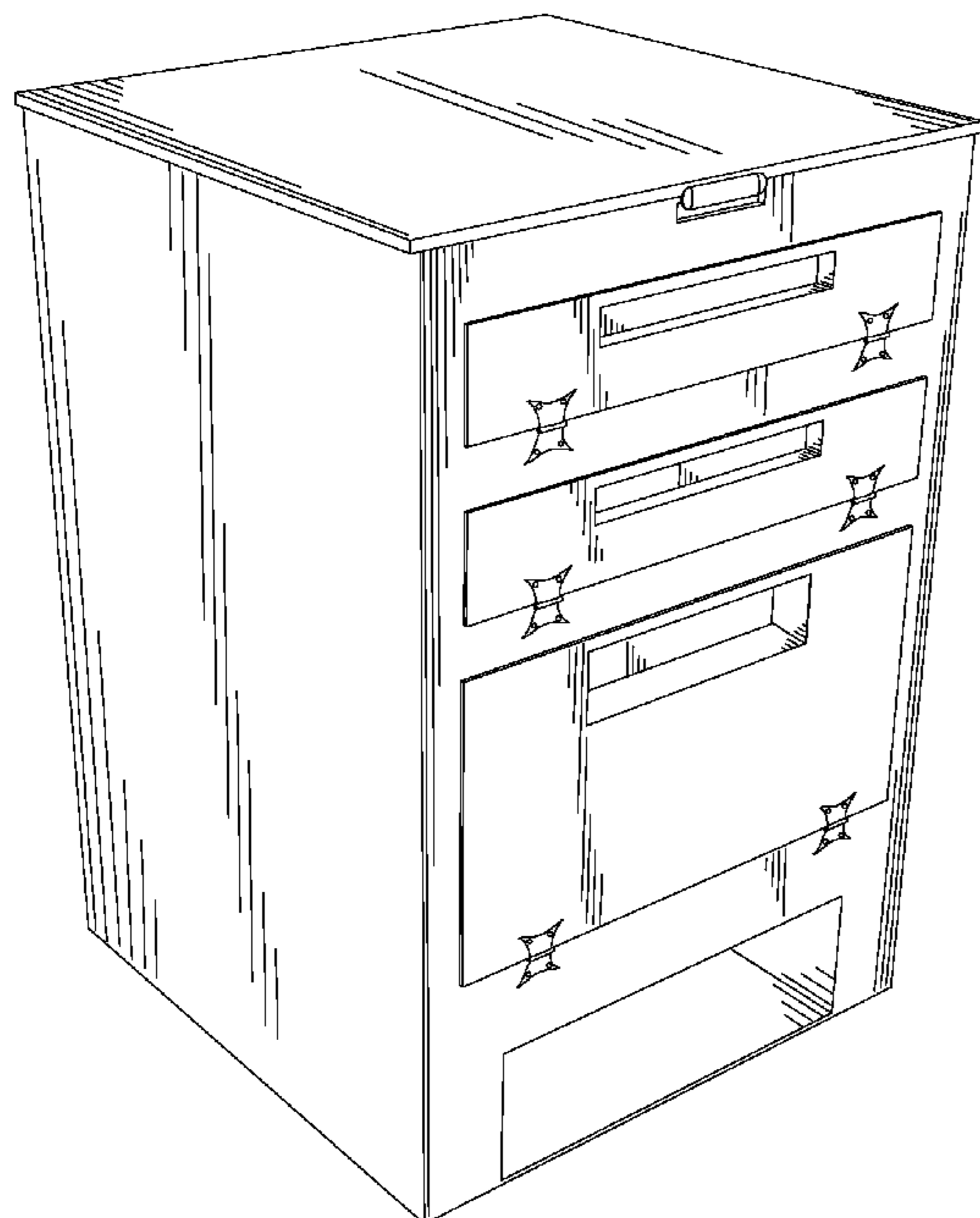
(57) **CLAIM**

The ornamental design for an infant accessory organizer, as shown and described.

DESCRIPTION

FIG. 1 is a perspective view of an infant accessory organizer, showing my new design;
FIG. 2 is a front view thereof;
FIG. 3 is a rear view thereof;
FIG. 4 is a left side view thereof with a right side view being the mirror image thereof;
FIG. 5 is a top view thereof;
FIG. 6 is a bottom view thereof; and,
FIG. 7 is a perspective view of the infant accessory organizer with access doors in a partially open position.

1 Claim, 7 Drawing Sheets



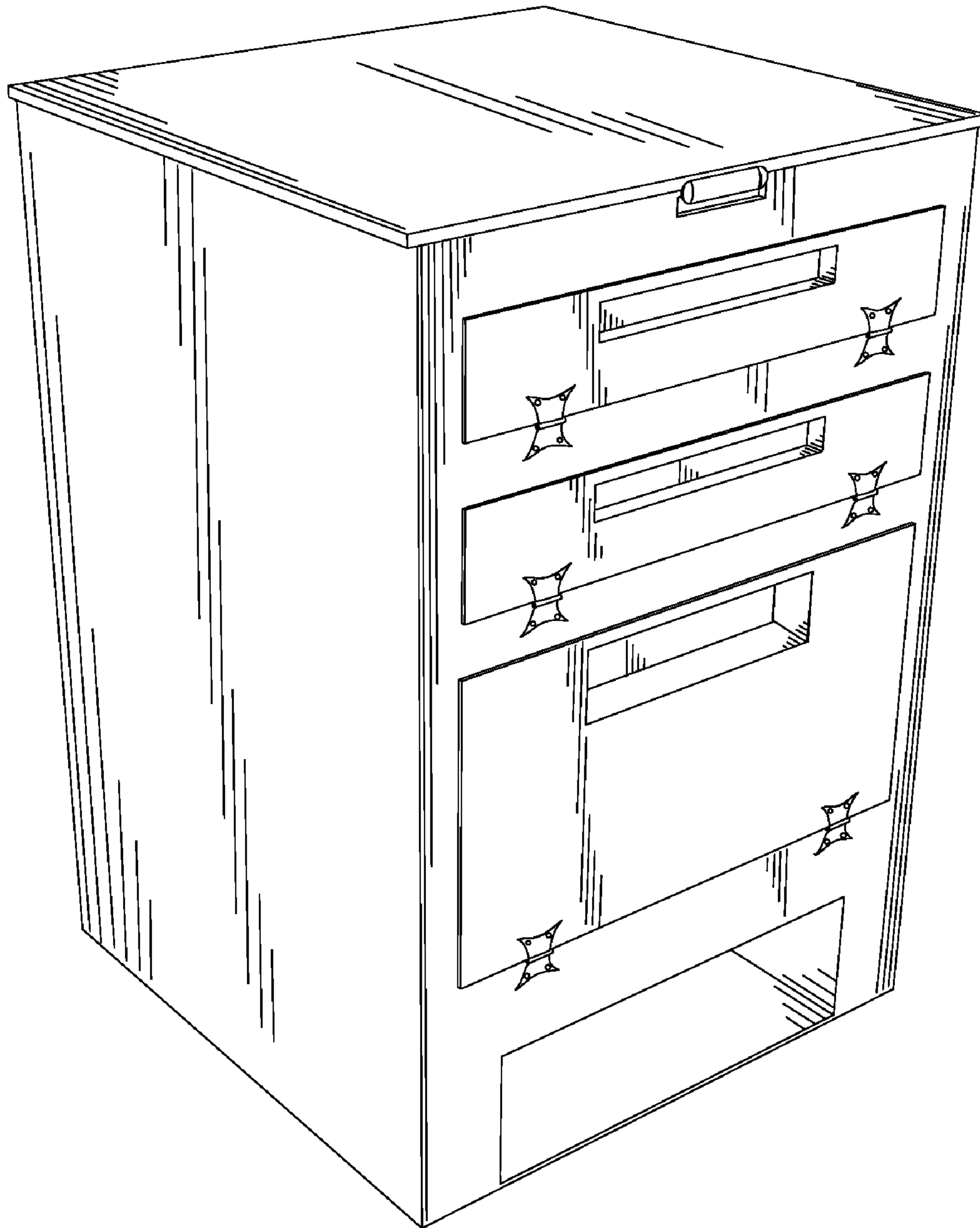


Fig. 1

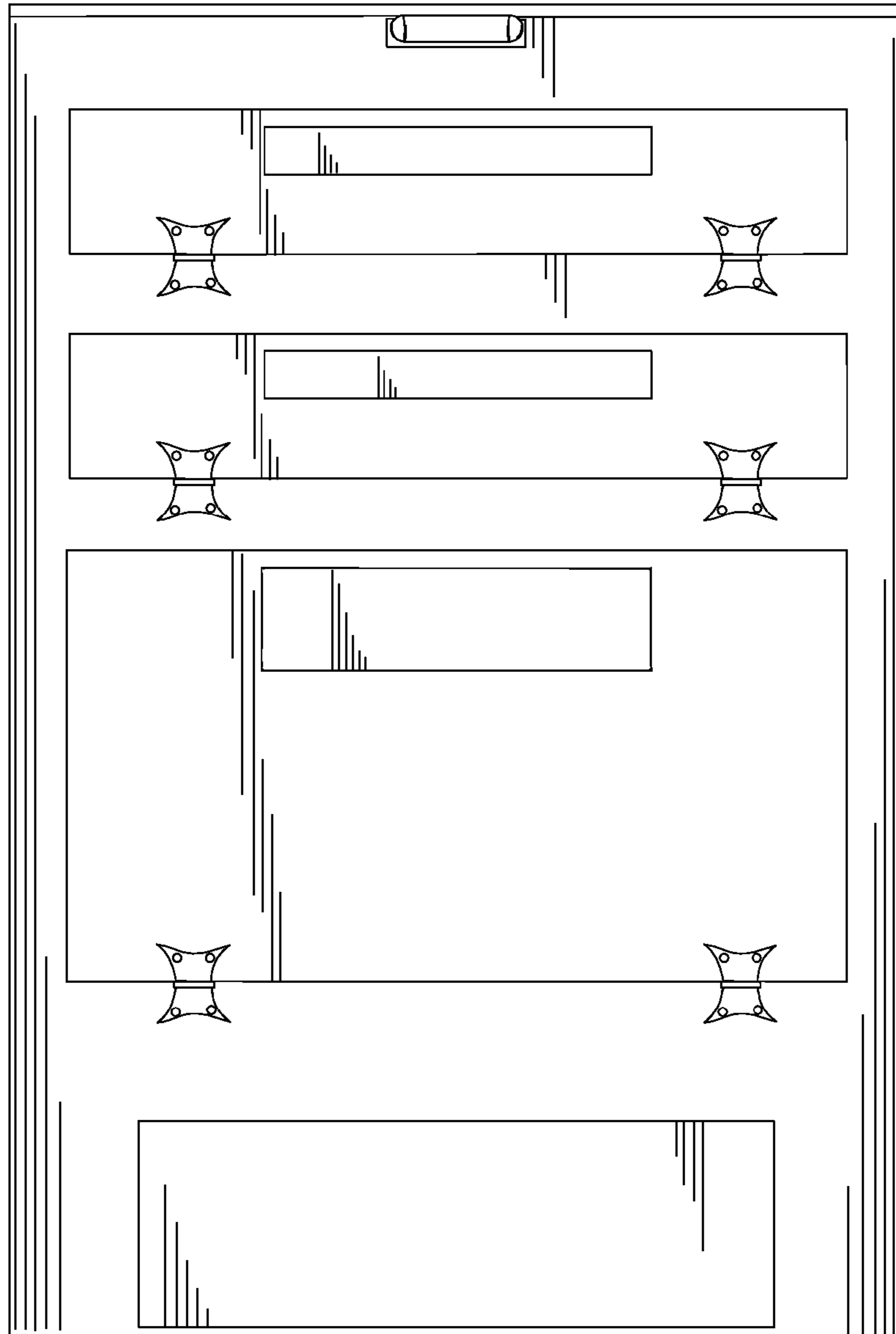


Fig. 2




Fig. 3




Fig. 4




Fig. 5




Fig. 6

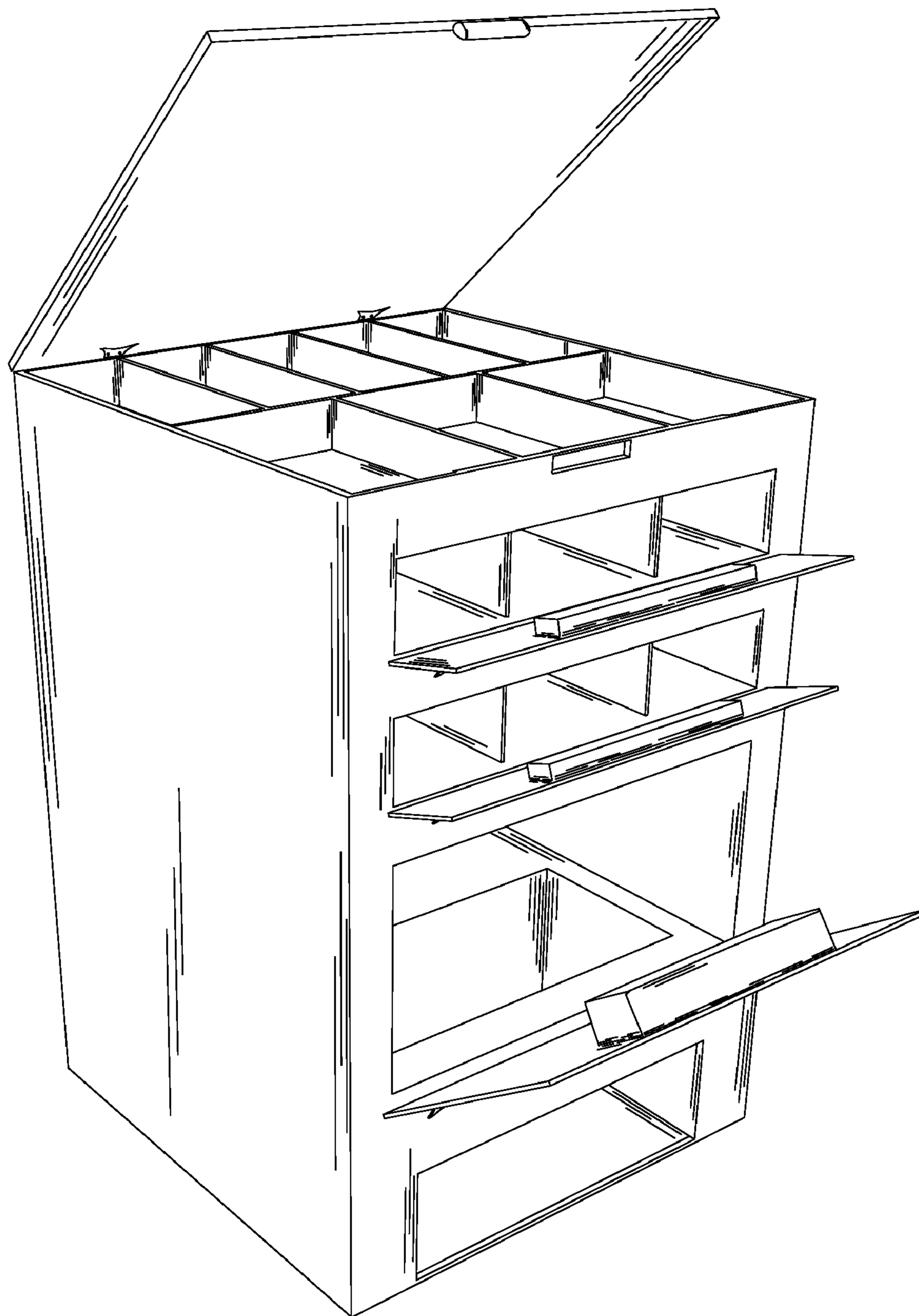


Fig. 7