



US00D634127S

(12) **United States Design Patent**
Burgess et al.

(10) **Patent No.:** **US D634,127 S**
(45) **Date of Patent:** **** Mar. 15, 2011**

(54) **COSMETIC BRUSH**
(75) Inventors: **Heather Smith Burgess**, Cincinnati, OH (US); **Norbert Kuno Dionys Dumler**, Ansbach (DE)
(73) Assignee: **The Procter & Gamble Company**, Cincinnati, OH (US)
(**) Term: **14 Years**
(21) Appl. No.: **29/351,742**
(22) Filed: **Dec. 10, 2009**
(51) **LOC (9) Cl.** **04-02**
(52) **U.S. Cl.** **D4/128; D4/136**
(58) **Field of Classification Search** D4/127-128, D4/130, 136, 133; D28/7; 132/218, 320; 15/160, 188, 207.2, 143.1; 401/126-129
See application file for complete search history.

EM 000623202.0010 12/2006
EM 000623202.0011 12/2006
EM 000623202.0012 12/2006
EM 000623202.0013 12/2006
EM 000688007.0002 4/2007
EM 000688007.0003 4/2007
EM 000871017.0001 2/2008
EM 000871017.0007 2/2008
EM 000871017.0008 2/2008
EM 000871017.0009 2/2008
EM 000871017.0010 2/2008
EM 000871017.0014 2/2008
EM 000871017.0015 2/2008
EM 000871017.0016 2/2008
EM 000871017.0024 2/2008
EM 000871017.0025 2/2008
EM 000871017.0026 2/2008
EM 000871017.0027 2/2008

(Continued)

Primary Examiner — Jennifer Rivard
(74) *Attorney, Agent, or Firm* — John G. Powell; Megan C. Hymore

(56) **References Cited**

U.S. PATENT DOCUMENTS

D574,154 S 8/2008 Dumler
D574,155 S 8/2008 Dumler
D579,208 S * 10/2008 Berhault D4/128
D598,657 S * 8/2009 Berhault D4/128
2008/0011317 A1* 1/2008 Malvar et al. 132/218
2009/0193602 A1* 8/2009 Dumler et al. 15/160

FOREIGN PATENT DOCUMENTS

EM 000386388.0001 11/2005
EM 000386388.0002 11/2005
EM 000386388.0020 11/2005
EM 000386388.0028 11/2005
EM 000386388.0030 11/2005
EM 000386388.0031 11/2005
EM 000386388.0034 11/2005
EM 000623202.0002 12/2006
EM 000623202.0004 12/2006
EM 000623202.0009 12/2006

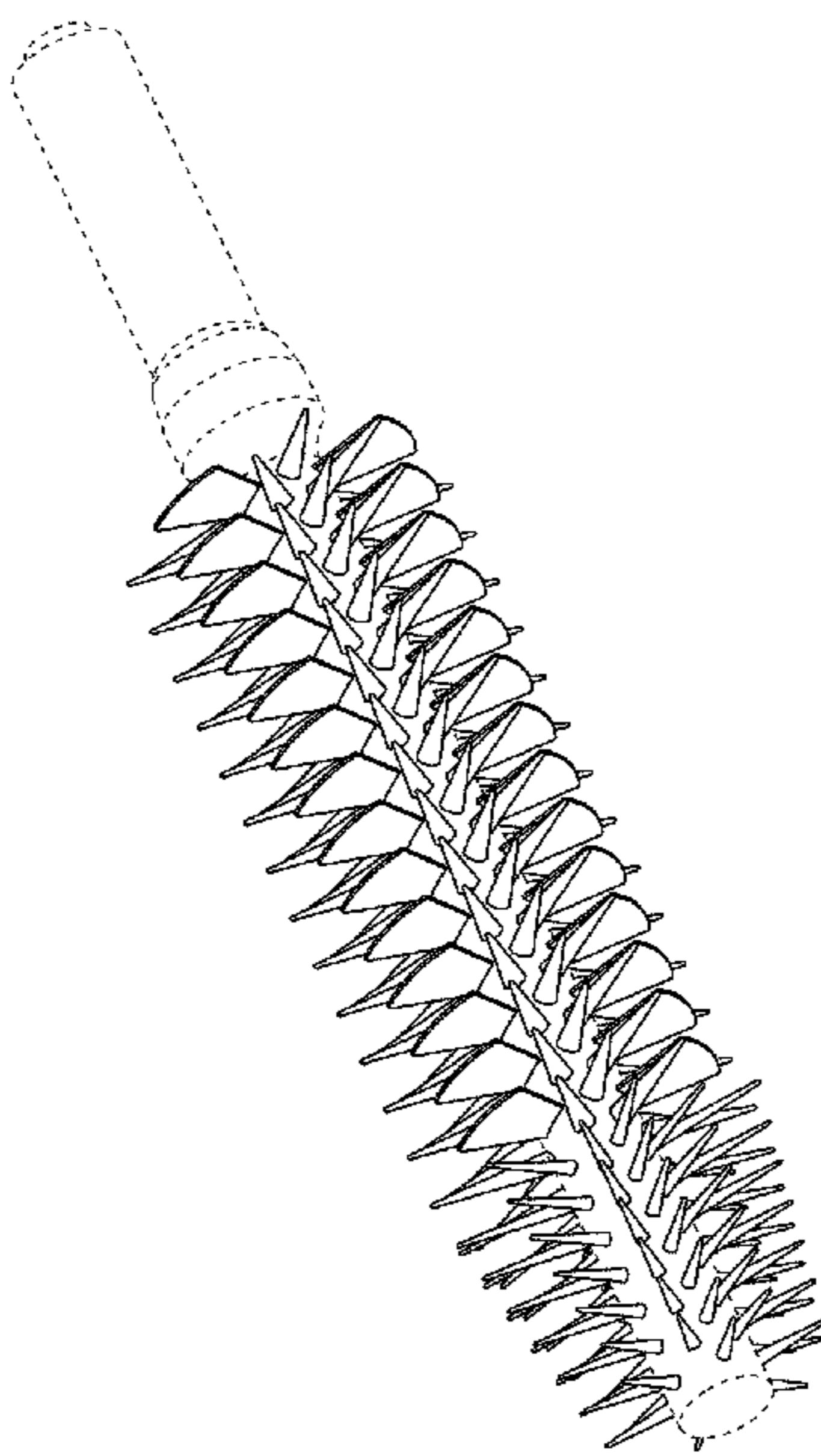
(57) **CLAIM**

We claim the ornamental design for a cosmetic brush, as shown and described.

DESCRIPTION

FIG. 1 is a perspective front view of a cosmetic brush, embodying the new design;
FIG. 2 is a top view of the design shown in FIG. 1;
FIG. 3 is a bottom view of the design shown in FIG. 1;
FIG. 4 is a left side view of the design shown in FIG. 1;
FIG. 5 is a right side view of the design shown in FIG. 1;
FIG. 6 is a front view of the design shown in FIG. 1; and,
FIG. 7 is a back view of the design shown in FIG. 1.
The broken lines shown in the drawings illustrate the environment and form no part of the claimed design.

1 Claim, 4 Drawing Sheets



US D634,127 S

Page 2

FOREIGN PATENT DOCUMENTS					
EM	000871017.0028	2/2008	EM	000871017.0044	2/2008
EM	000871017.0029	2/2008	EM	000871017.0054	2/2008
EM	000871017.0030	2/2008	EM	000871017.0055	2/2008
EM	000871017.0031	2/2008	EM	000871017.0056	2/2008
EM	000871017.0032	2/2008	EM	000871017.0057	2/2008
EM	000871017.0033	2/2008	EM	000871017.0058	2/2008
EM	000871017.0037	2/2008	EM	000871017.0059	2/2008
EM	000871017.0038	2/2008	EM	000871017.0060	2/2008
EM	000871017.0039	2/2008	EM	000871017.0061	2/2008
EM	000871017.0040	2/2008	KR	300507379.0000	9/2008
EM	000871017.0043	2/2008			

* cited by examiner

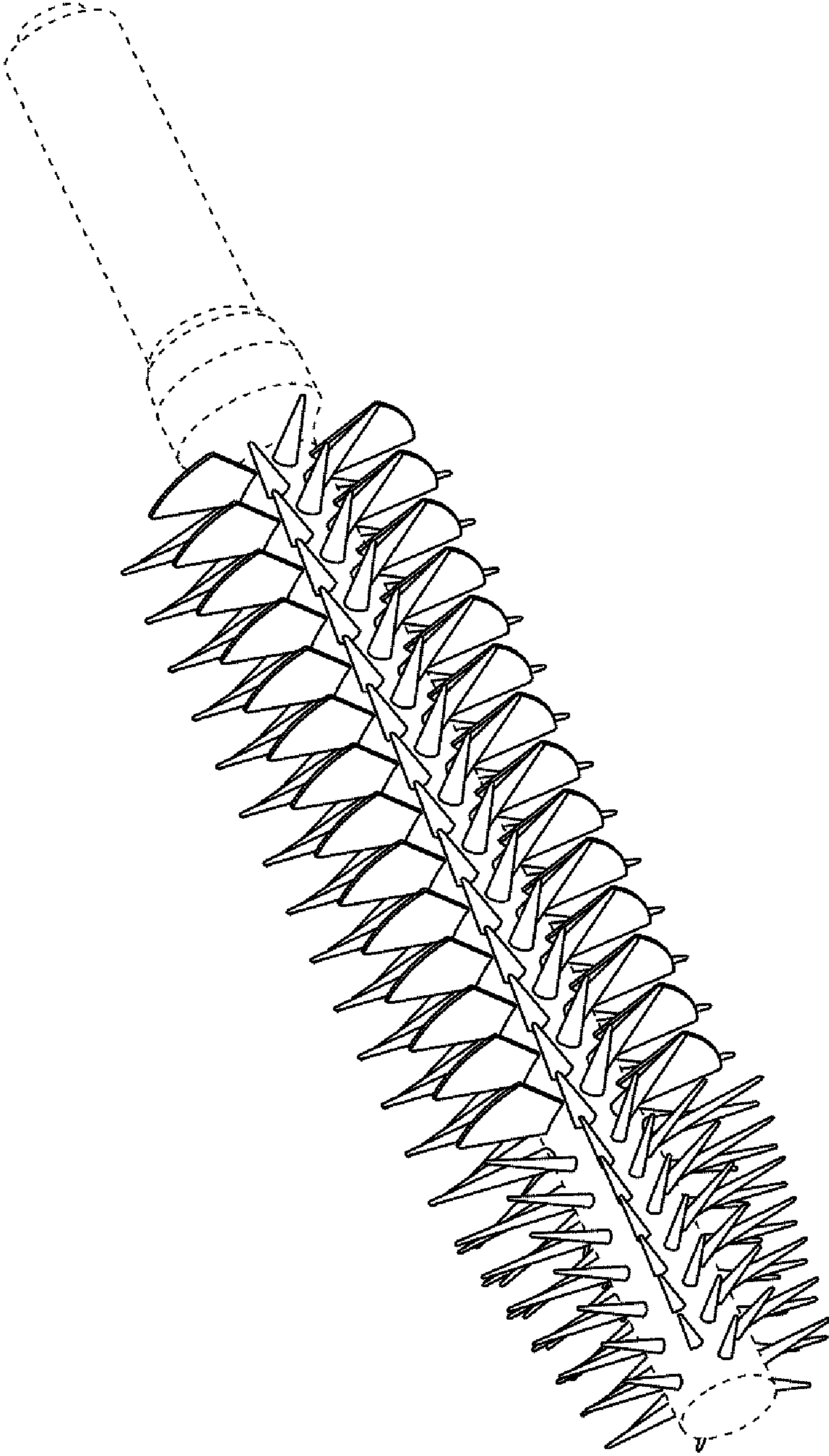


Fig. 1

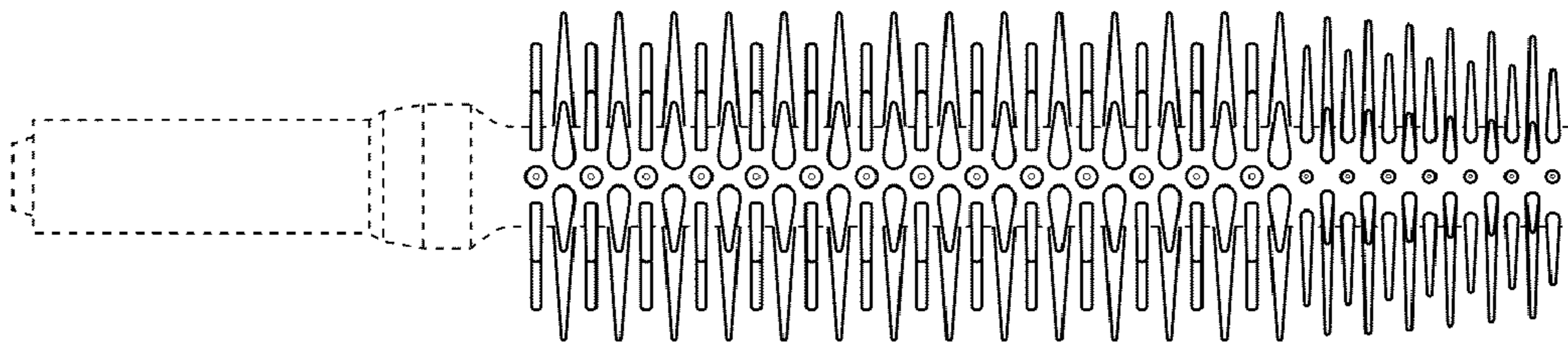


Fig. 2

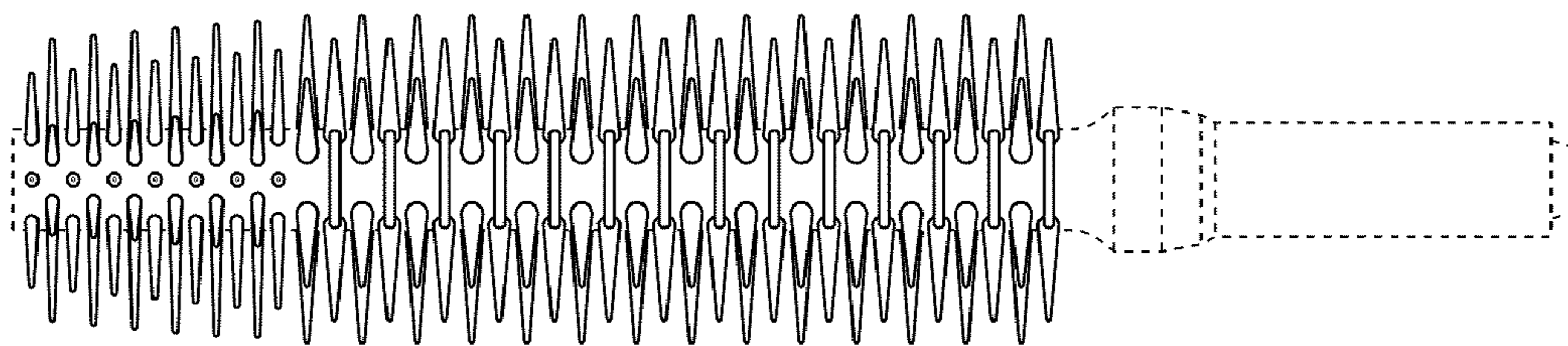


Fig. 3

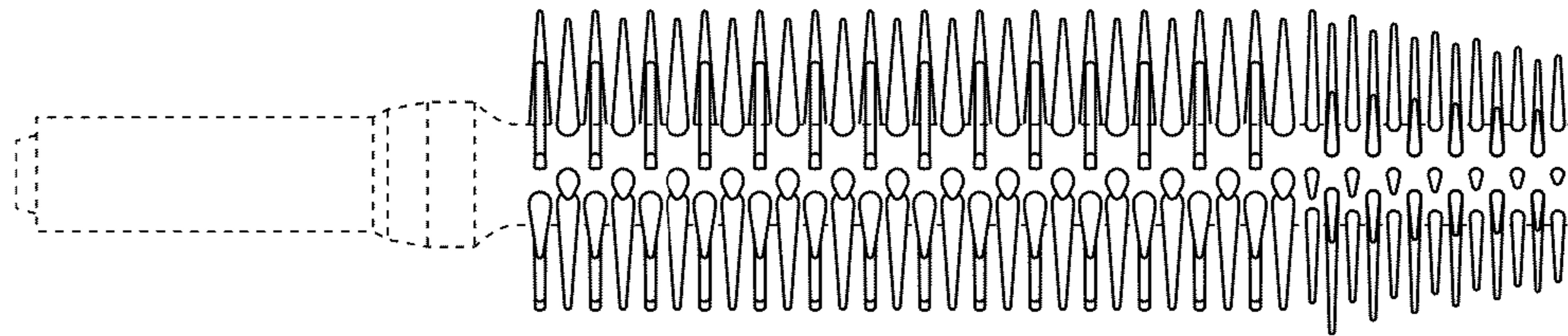


Fig. 4

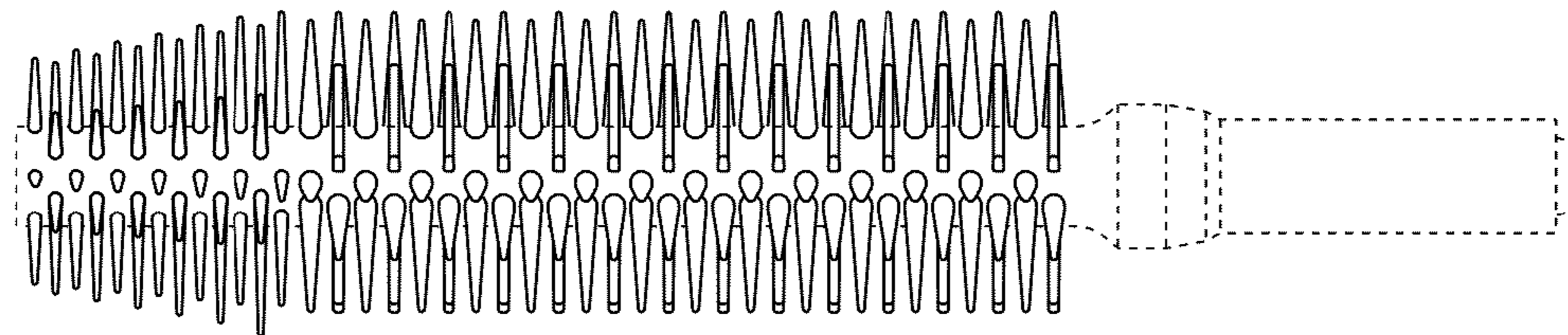


Fig. 5

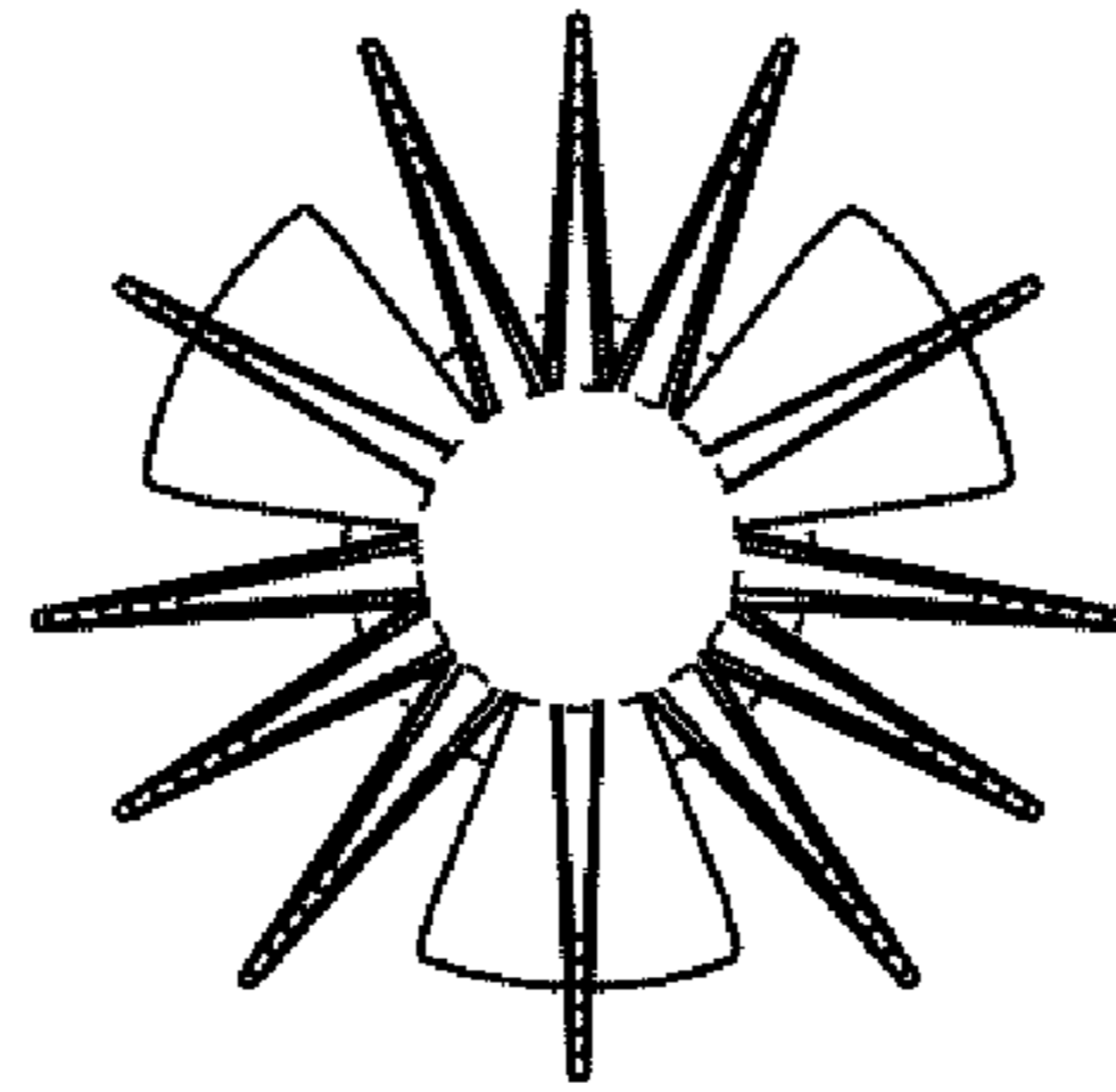


Fig. 6

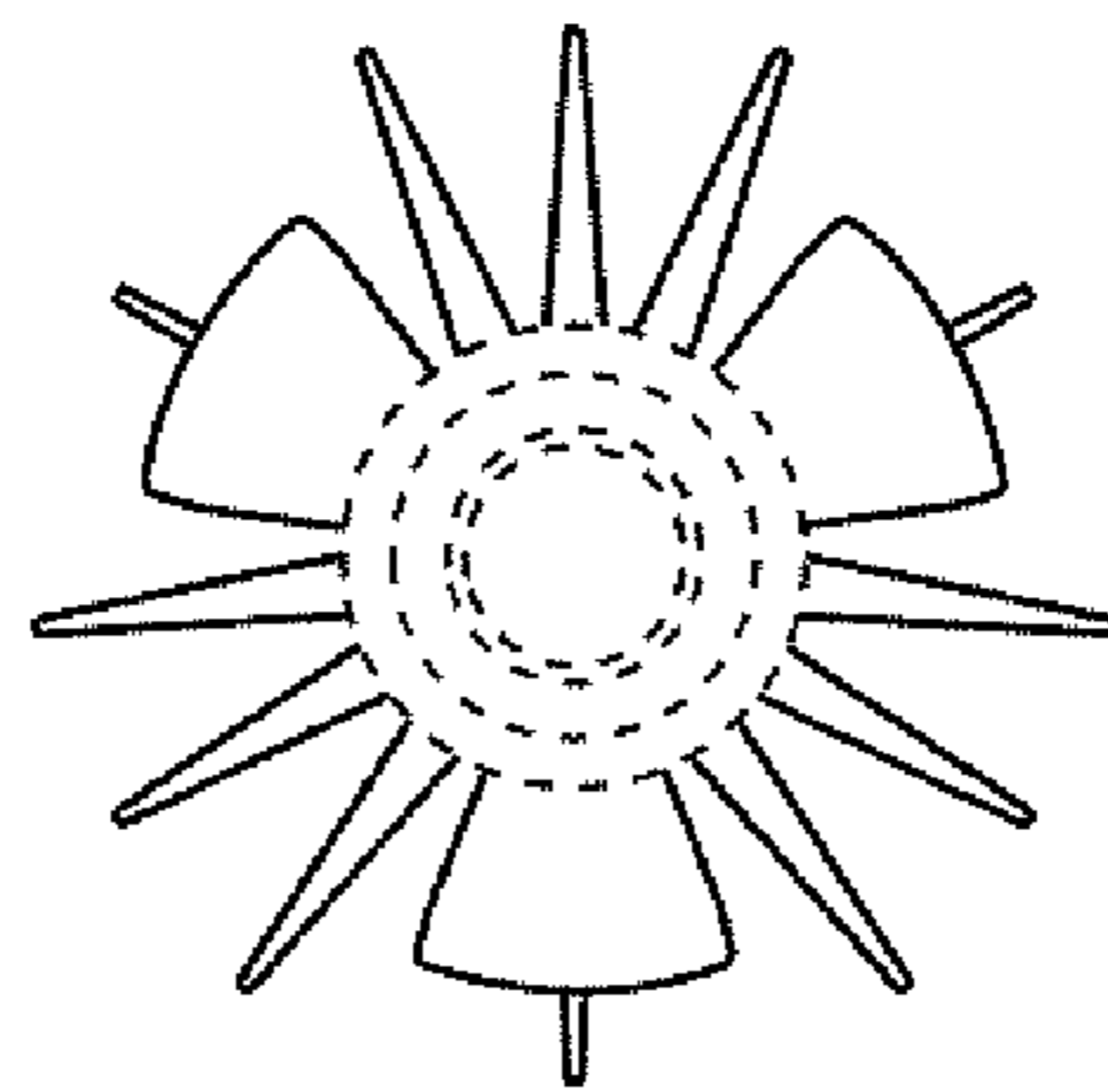


Fig. 7