



US00D634109S

(12) **United States Design Patent**
Larson

(10) **Patent No.:** **US D634,109 S**
(45) **Date of Patent:** **** Mar. 15, 2011**

(54) **FOOTWEAR UPPER**

(75) Inventor: **Leah Larson**, Santa Barbara, CA (US)
(73) Assignee: **Deckers Outdoor Corporation**, Goleta, CA (US)
(**) Term: **14 Years**
(21) Appl. No.: **29/346,623**

(22) Filed: **Nov. 3, 2009**
(51) **LOC (9) Cl.** **02-99**
(52) **U.S. Cl.** **D2/970; D2/921**
(58) **Field of Classification Search** D2/897,
D2/898, 901, 904, 909-912, 946, 970-978;
36/45, 1.5, 50.1, 122, 109, 84, 83; 428/17
See application file for complete search history.

(56) **References Cited**

U.S. PATENT DOCUMENTS

D21,954 S	11/1892	Richardson	
2,071,783 A	2/1937	Dunbar	
D125,568 S	3/1941	Hard	
D154,507 S	3/1949	Page	
D159,577 S	8/1950	Barron	
D159,761 S	8/1950	Stromberg, Jr.	
D224,184 S *	7/1972	Straub	D2/899
D232,876 S *	9/1974	Cupples et al.	D2/912
D238,523 S *	1/1976	Harrington	D2/910
D241,283 S	9/1976	Summa et al.	
D243,210 S *	2/1977	Summa et al.	D2/910
D249,199 S *	9/1978	Anderson	D2/898
D335,946 S *	6/1993	Preston	D2/901
D575,050 S	8/2008	St-Louis et al.	
D585,635 S	2/2009	Le	

OTHER PUBLICATIONS

Vogue Magazine, Sep. 30, 1993, Ref. No. HB06006580.

UGG Australia 1999 Catalog, model name Fluff Momma.
UGG Australia Fall 2008 Advertisement, model name Rainier.
Nieman Marcus Fall 2008 Advertisement, Juicy Couture model.
Catalogue Mascotte Shoes & Accessories, Fall/Winter 2006-2007
Collection, series Nos. 380431W, 410331-211 and 380536W (31-
35).
Extract from Design Data Base of France, Design Patent No. 005847,
owner Starck Philippe 27 rue Pierre Poli, 92130 Issy Les
Moulineaux, France.
Catalogue ARS Sutoria Boot Power, Issue 336, 2007.

* cited by examiner

Primary Examiner — Robert M Spear
Assistant Examiner — Rashida C McCoy
(74) *Attorney, Agent, or Firm* — Greer, Burns & Crain, Ltd.


(57) **CLAIM**

The ornamental design for a footwear upper, as shown and described.

DESCRIPTION

FIG. 1 is a perspective view of a footwear upper showing my new design;
FIG. 2 is a side elevational view thereof;
FIG. 3 is an opposite side elevational view thereof;
FIG. 4 is a front elevational view thereof;
FIG. 5 is a rear elevational view thereof;
FIG. 6 is a top plan view thereof; and,
FIG. 7 is a bottom plan view thereof.
The broken lines in FIGS. 1-7 represent portions of the footwear that form no part of the claimed design. The broken line which defines the bounds of the claimed design forms no part thereof.

1 Claim, 6 Drawing Sheets






FIG. 1




FIG. 2

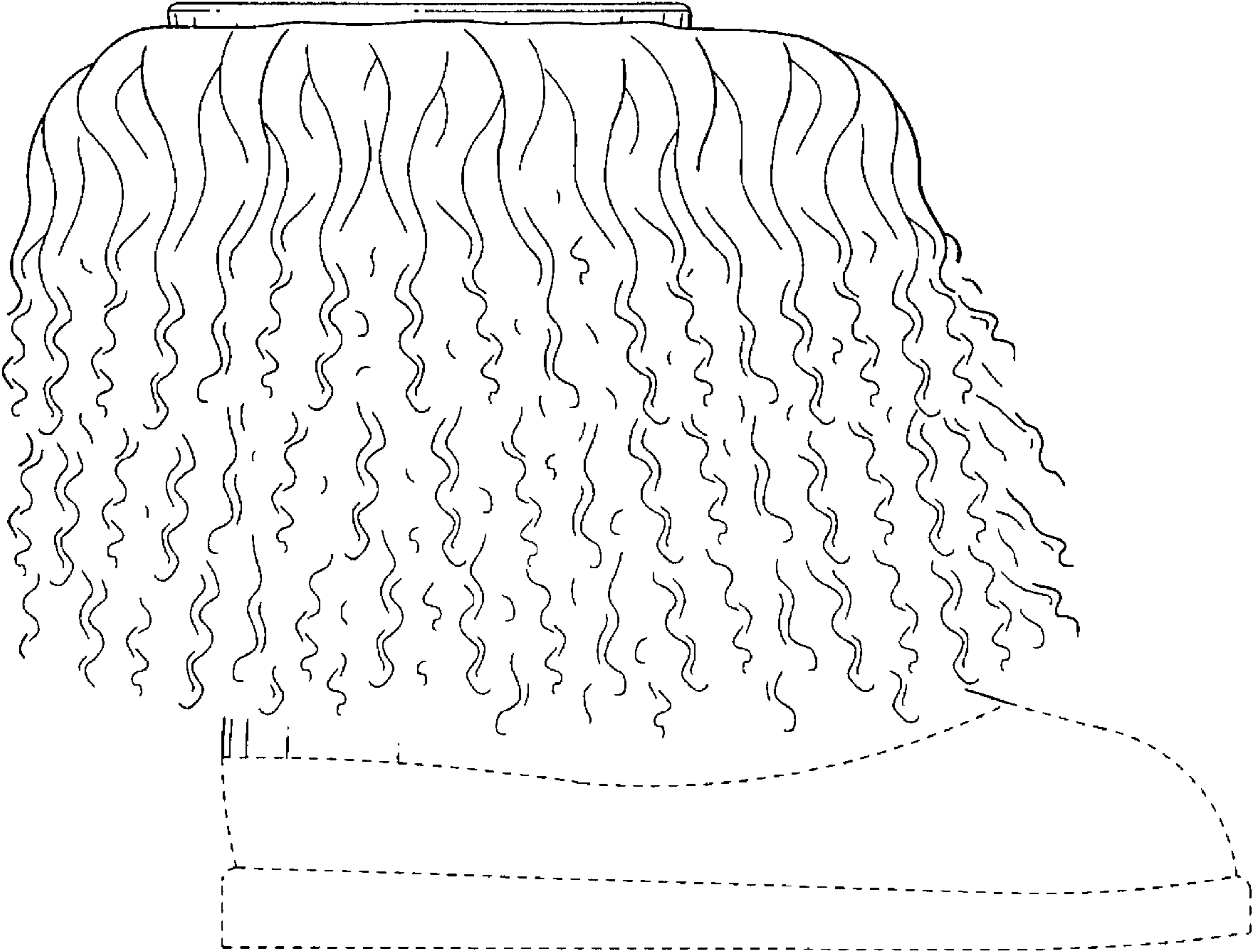


FIG. 3




FIG. 4

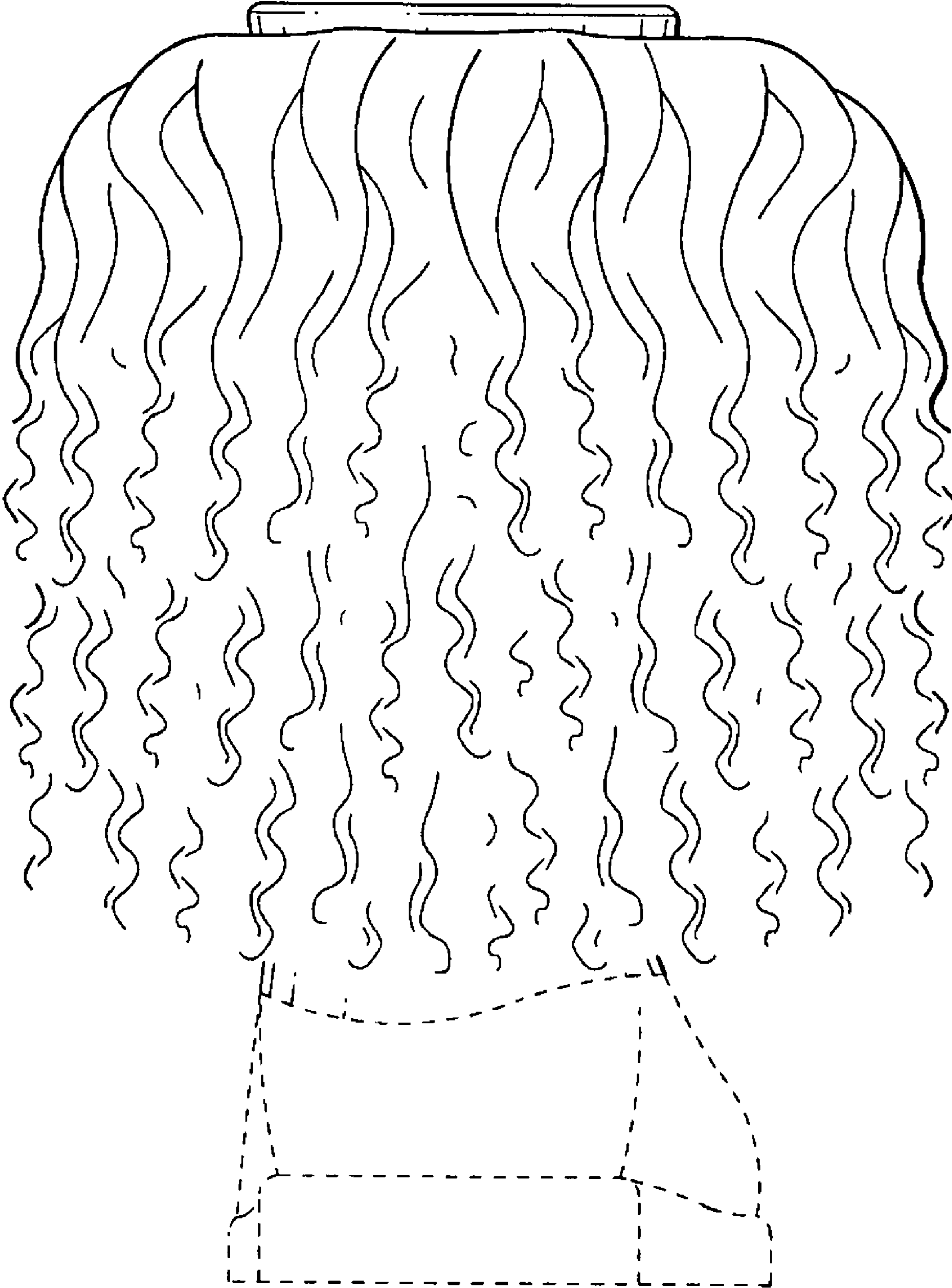


FIG. 5

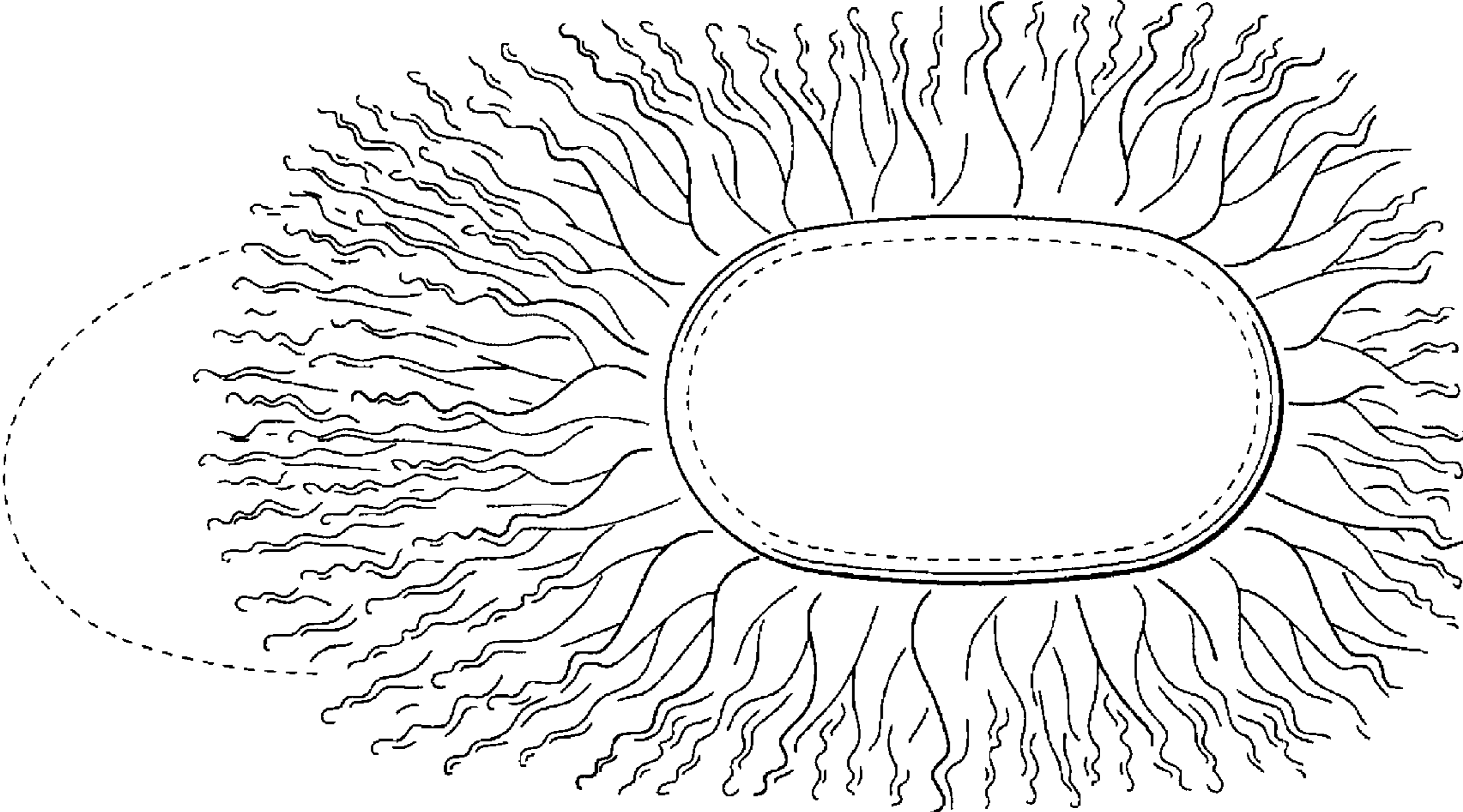


FIG. 6

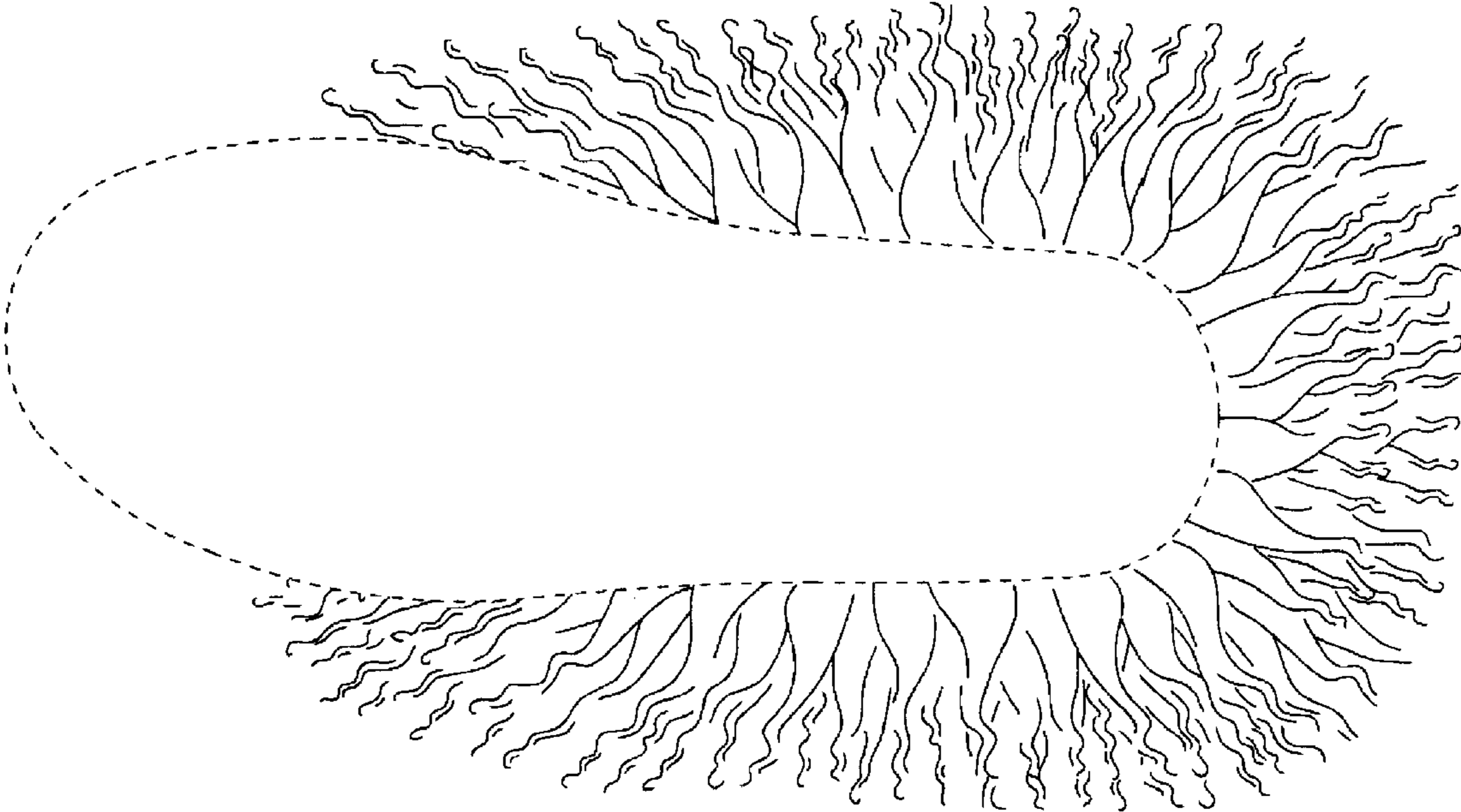


FIG. 7