



US00D634108S

(12) **United States Design Patent**
Tzenos

(10) **Patent No.:** **US D634,108 S**
(45) **Date of Patent:** **** Mar. 15, 2011**

(54) **SHOE**

(75) Inventor: **Andreas Tzenos**, Toronto (CA)

(73) Assignee: **Strategic Distribution, LP**, Chatsworth, CA (US)

(**) Term: **14 Years**

(21) Appl. No.: **29/331,440**

(22) Filed: **Jan. 26, 2009**

(51) **LOC (9) Cl.** **02-04**

(52) **U.S. Cl.** **D2/954**; D2/947; D2/977

(58) **Field of Classification Search** D2/902,
D2/951, 952, 953, 956, 957, 959, 960, 961,
D2/977; 36/3 B, 22 R, 25 R, 28, 59 C
See application file for complete search history.

(56) **References Cited**

U.S. PATENT DOCUMENTS

3,589,037	A	*	6/1971	Gallagher	36/44
D255,841	S	*	7/1980	Goldman	D2/950
D270,964	S	*	10/1983	Archibald	D2/914
D350,432	S	*	9/1994	Saez	D2/961
D351,277	S	*	10/1994	Aveni et al.	D2/977
D355,755	S	*	2/1995	Kilgore	D2/964
D373,674	S	*	9/1996	Dolinsky	D2/956
D375,619	S	*	11/1996	Backus et al.	D2/977
D384,493	S	*	10/1997	McClain	D2/916
D386,290	S	*	11/1997	Passke et al.	D2/961
D387,547	S	*	12/1997	Seydel et al.	D2/961

D393,340	S	*	4/1998	Doxey	D2/947
D408,121	S	*	4/1999	Belfanti	D2/961
D409,363	S	*	5/1999	Belfanti	D2/961
D428,689	S	*	8/2000	Guiotto et al.	D2/961
D431,896	S	*	10/2000	Belfanti	D2/961
D442,767	S	*	5/2001	Della Valle	D2/954
D499,247	S	*	12/2004	Wahoske et al.	D2/972
D500,585	S	*	1/2005	Wahoske et al.	D2/972
D514,288	S	*	2/2006	Burg	D2/960
D523,614	S	*	6/2006	Mitchell	D2/960
D548,439	S	*	8/2007	McClaskie	D2/960
D567,492	S	*	4/2008	Belley et al.	D2/957
D571,987	S	*	7/2008	Della Valle	D2/954
D582,133	S	*	12/2008	Del Biondi	D2/902
D586,544	S	*	2/2009	Fuerst	D2/959

* cited by examiner

Primary Examiner — T. Chase Nelson

(74) *Attorney, Agent, or Firm* — Blakely, Sokoloff, Taylor & Zafman LLP

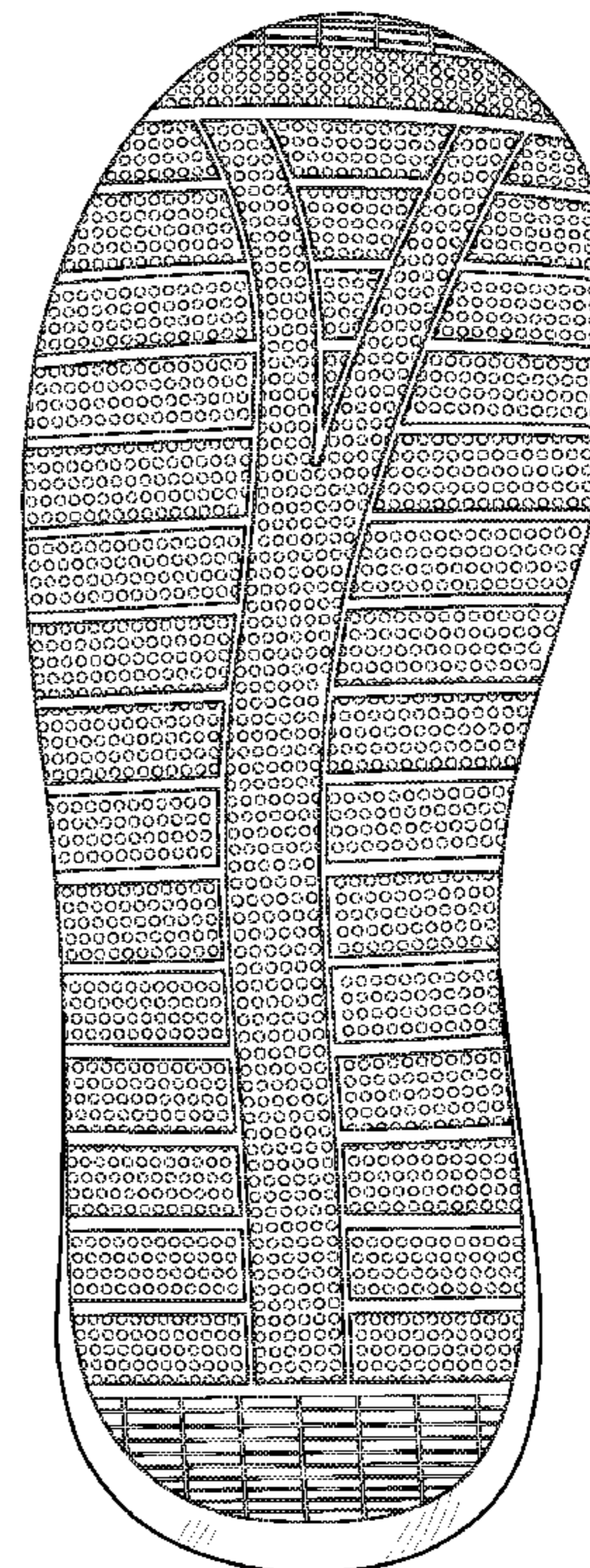

(57) **CLAIM**

The ornamental design for a shoe, as shown and described.

DESCRIPTION

FIG. 1 is a perspective view of our new design;
FIG. 2 is a front view thereof;
FIG. 3 is a rear view thereof;
FIG. 4 is a left side elevation view thereof;
FIG. 5 is a right side elevation view thereof;
FIG. 6 is a top view thereof; and,
FIG. 7 is a bottom view thereof.

1 Claim, 4 Drawing Sheets






FIG. 1

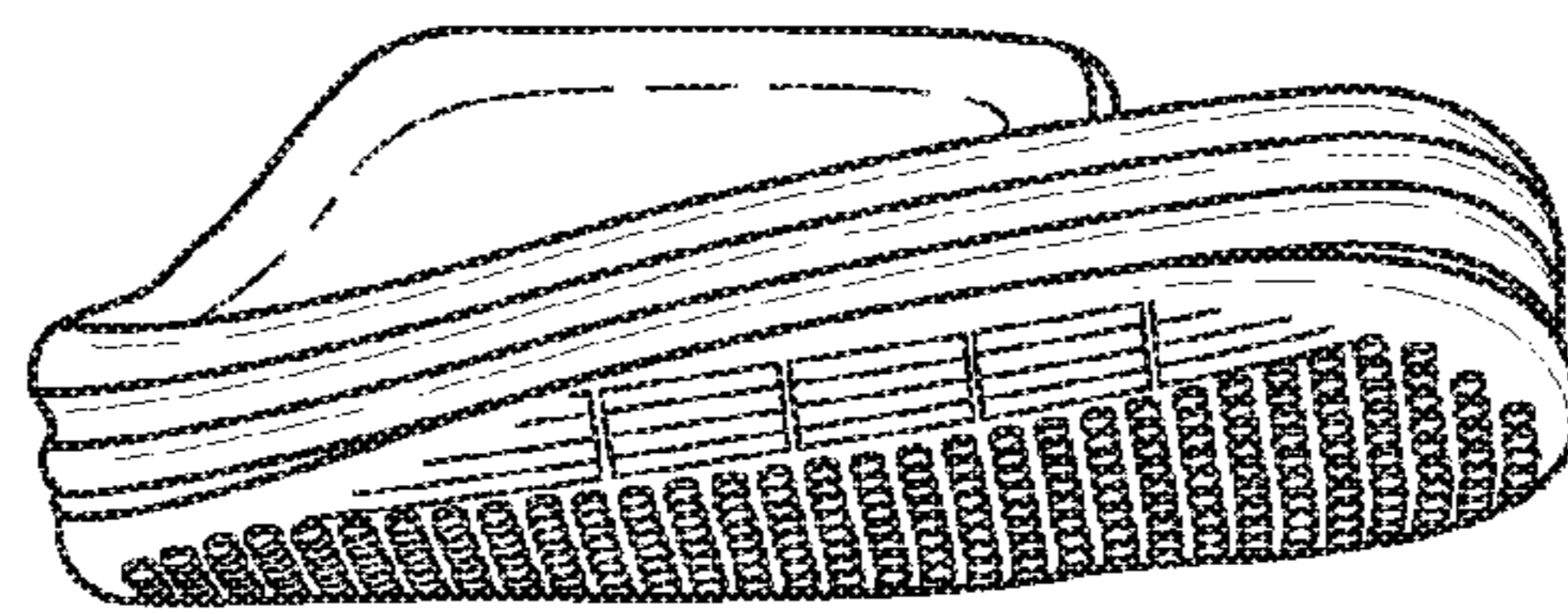


FIG. 2

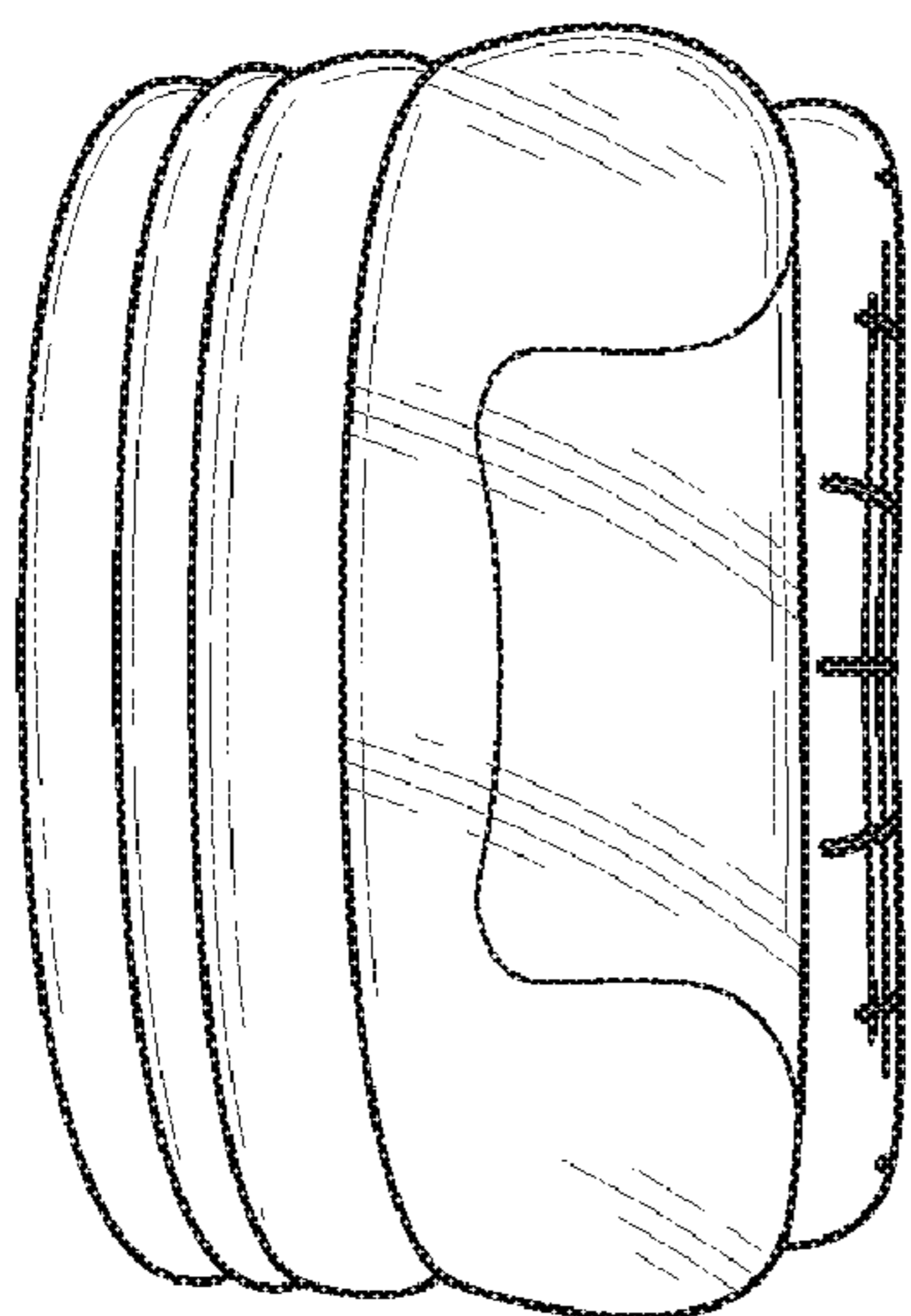


FIG. 3

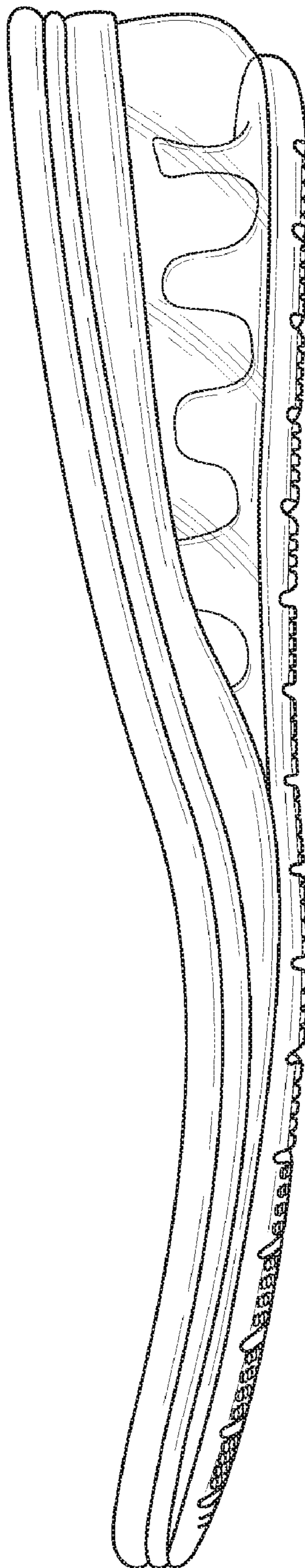


FIG. 4

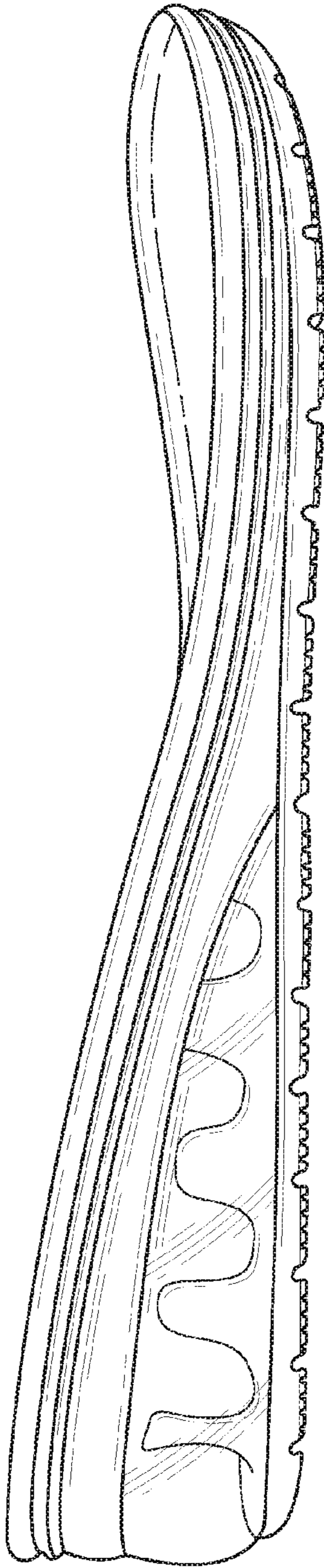


FIG. 5

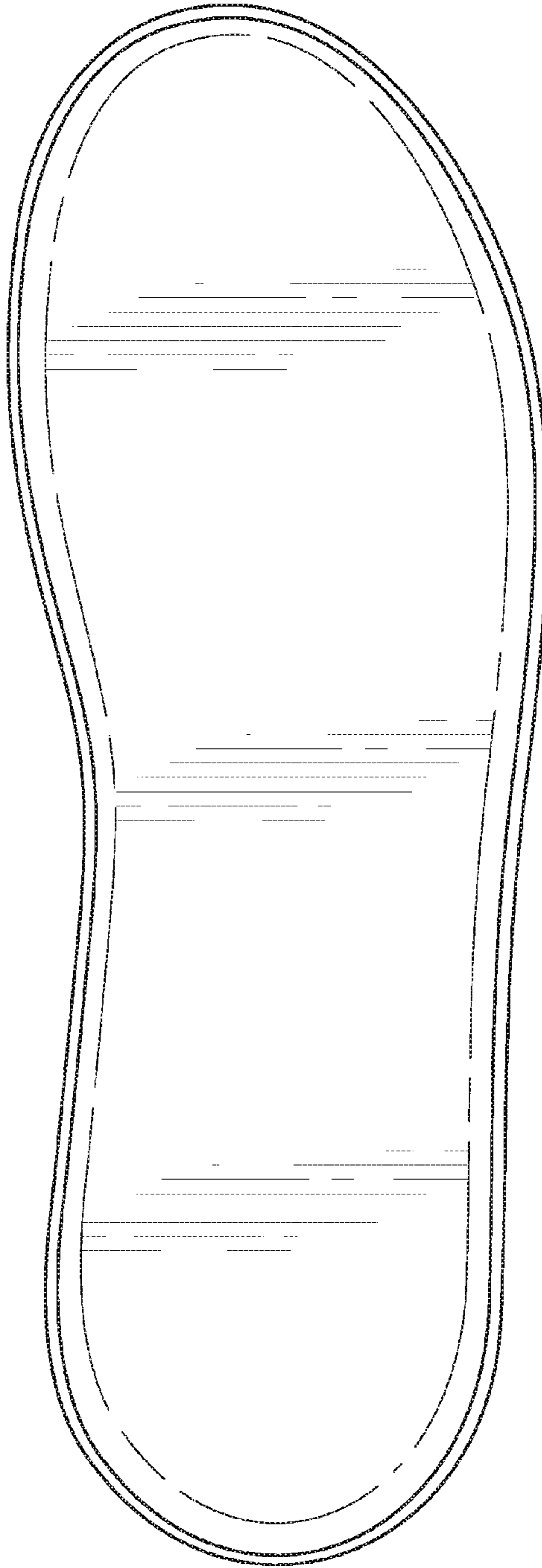


FIG. 6

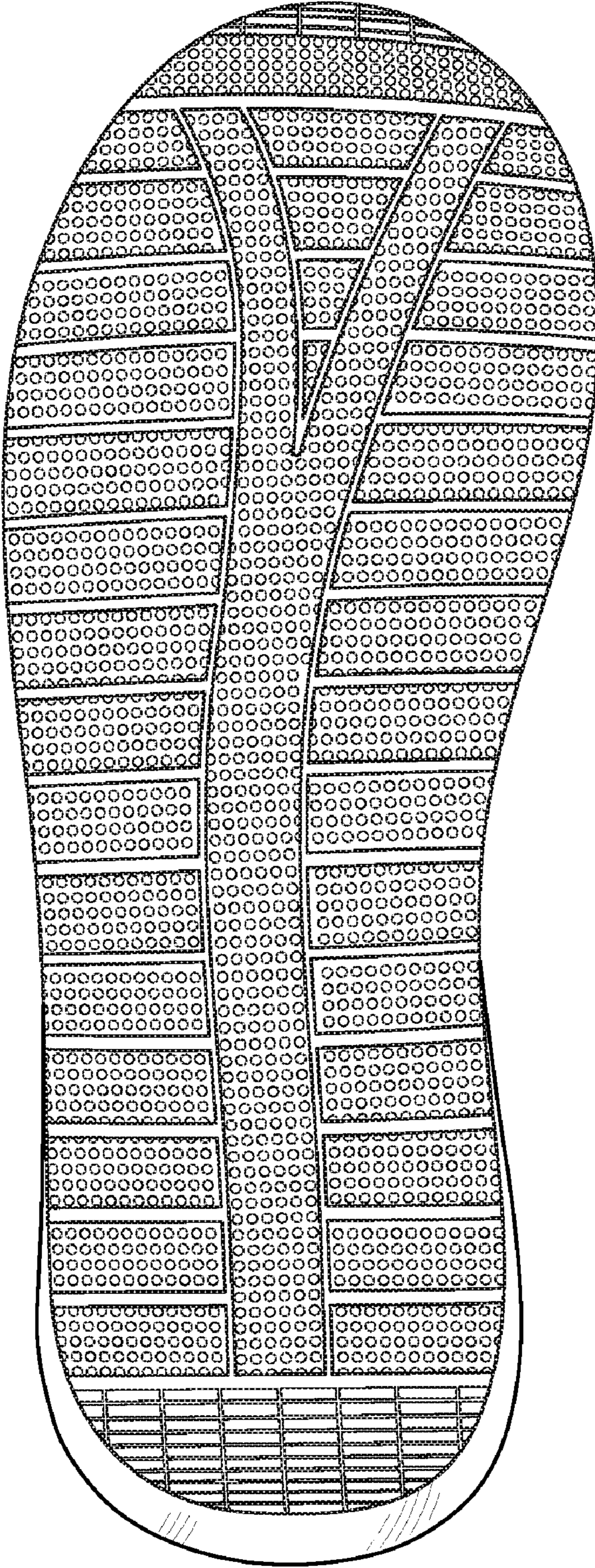


FIG. 7