



US00D634102S

(12) **United States Design Patent**  
**Smith**

(10) **Patent No.:** **US D634,102 S**  
(45) **Date of Patent:** **\*\* Mar. 15, 2011**

(54) **HAT BILL**

(76) Inventor: **Daniel C. Smith**, Sanford, FL (US)

(\*\*) Term: **14 Years**

(21) Appl. No.: **29/361,906**

(22) Filed: **May 17, 2010**

(51) **LOC (9) Cl.** ..... **02-03**

(52) **U.S. Cl.** ..... **D2/893**

(58) **Field of Classification Search** ..... D2/865,  
D2/866, 868, 869, 870, 871, 872, 873, 874,  
D2/875, 876, 877, 878, 879, 880, 881, 882,  
D2/883, 884, 886, 891, 893; D29/109; 2/10,  
2/12, 15, 171, 175.1, 175.2, 175.5, 181, 195.1,  
2/195.2, 195.3, 195.4, 195.6, 195.7, 200.1,  
2/200.2, 209.11, 209.12, 209.13  
See application file for complete search history.

(56) **References Cited**

**U.S. PATENT DOCUMENTS**

1,761,443	A *	6/1930	Hooper	.....	428/72
2,470,833	A *	5/1949	Moore	.....	34/95.1
2,880,423	A *	4/1959	O'Reilly	.....	2/171.04
3,214,771	A *	11/1965	Treiber	.....	2/270
3,366,971	A *	2/1968	Scherz	.....	2/412
D280,861	S *	10/1985	Giraud et al.	.....	D2/884
D281,031	S *	10/1985	Gilligan	.....	D2/882
D369,232	S *	4/1996	Ma	.....	D2/869
D377,778	S *	2/1997	Houser	.....	D12/194
D385,389	S *	10/1997	Bell	.....	D2/886
D386,889	S *	12/1997	Bell	.....	D2/884
D392,443	S *	3/1998	Preddy	.....	D2/894
D400,692	S *	11/1998	Bell	.....	D2/882
6,101,636	A *	8/2000	Williams	.....	2/410
D440,742	S *	4/2001	Mitchell	.....	D2/869
6,260,207	B1 *	7/2001	Barbeau et al.	.....	2/202

(Continued)

**FOREIGN PATENT DOCUMENTS**

EM 000770581-0004 \* 8/2007

**OTHER PUBLICATIONS**

Black Baseball cap with flames (#BC-FLAME-PAT), as shown on www.blendomatic.nl. Item added to catalog on Aug. 30, 2005. Downloaded from internet on Sep. 8, 2010 (3 pages).\*

*Primary Examiner* — Elizabeth A Albert

*Assistant Examiner* — Karen E Eldridge Powers

(74) *Attorney, Agent, or Firm* — Allen Dyer Doppelt Milbrath & Gilchrist

(57) **CLAIM**

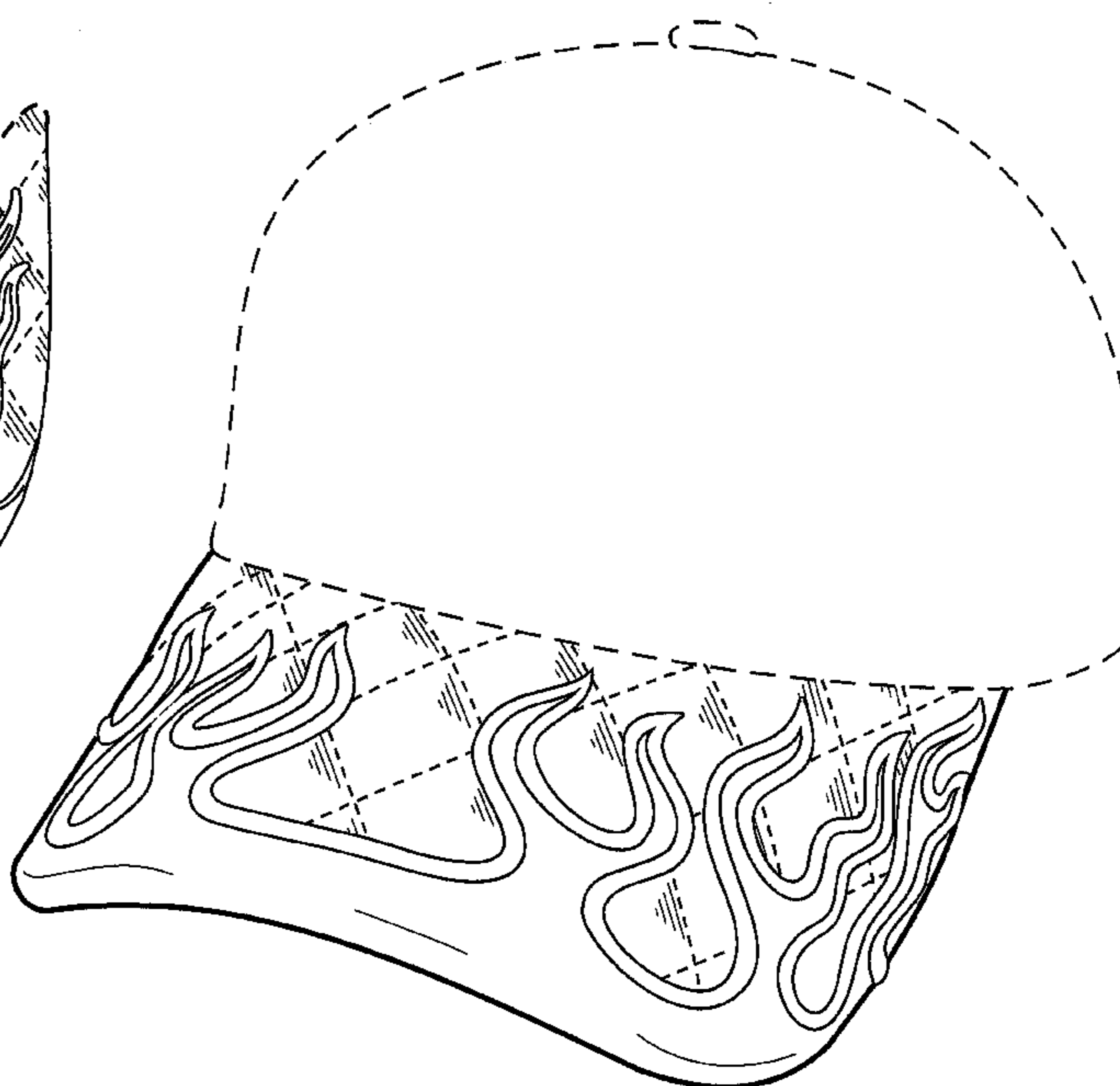

The ornamental design for a hat bill, as shown and described.

**DESCRIPTION**

FIG. 1 is a front, top, left perspective view of the hat bill; FIG. 2 is a front, top, right perspective view of the hat bill; FIG. 3 is a rear, bottom, left perspective view of the hat bill; FIG. 4 is a rear, bottom, right perspective view of the hat bill; FIG. 5 is a left side view of the hat bill; FIG. 6 is a right side view of the hat bill; FIG. 7 is a top view of the hat bill; FIG. 8 is a bottom view of the hat bill; FIG. 9 is a front view of the hat bill; FIG. 10 is a rear view of the hat bill; and, FIG. 11 is a front, top, left perspective view of the hat bill in an environment of use.

The long broken lines in FIGS. 1-10 illustrate boundaries of the claimed design, and form no part thereof. The long broken lines in FIG. 11 illustrate environmental details, and form no part of the claimed design. The short broken lines in FIGS. 1-9 and 11 illustrate a stitching pattern and are part of the claimed design.

**1 Claim, 6 Drawing Sheets**



# US D634,102 S

Page 2

---

## U.S. PATENT DOCUMENTS

D492,471 S *	7/2004	Park	.....	D2/893	D553,829 S *	10/2007	Cruikshank	.....	D2/882
D520,189 S *	5/2006	Hillman	.....	D29/108	2007/0118969 A1 *	5/2007	Kim	.....	2/175.1
D523,612 S *	6/2006	Steger	.....	D2/882	2009/0260131 A1 *	10/2009	Kim	.....	2/195.1
7,082,619 B1 *	8/2006	Thompson	.....	2/175.5					

\* cited by examiner

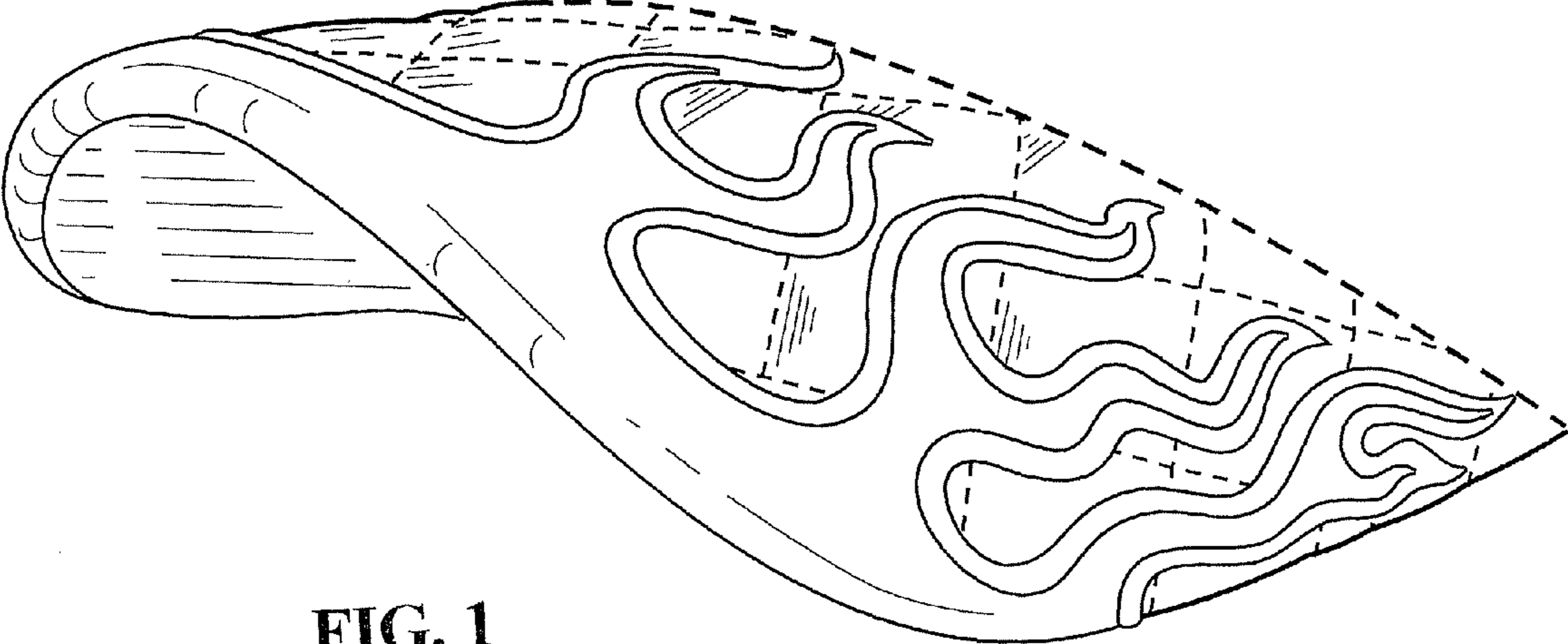


FIG. 1

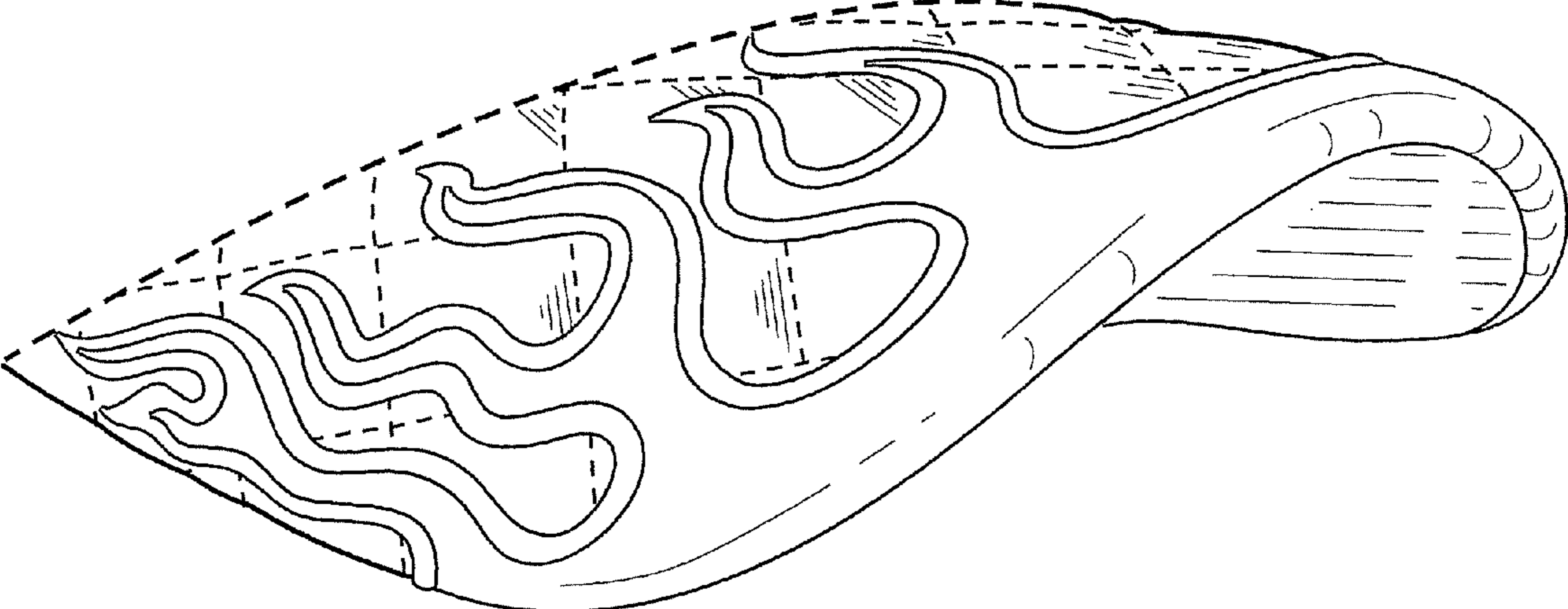


FIG. 2




FIG. 3


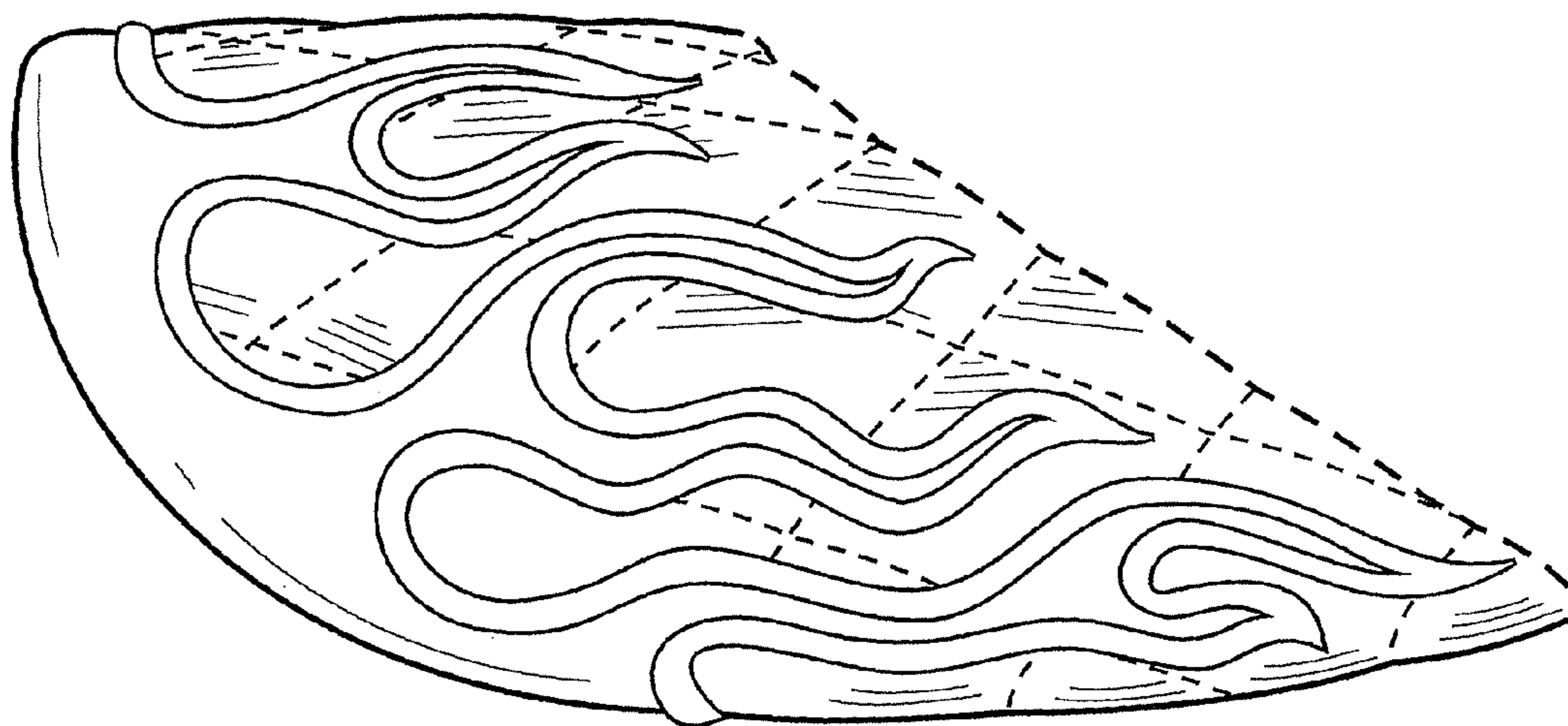



FIG. 4



**FIG. 5**



**FIG. 6**




FIG. 7

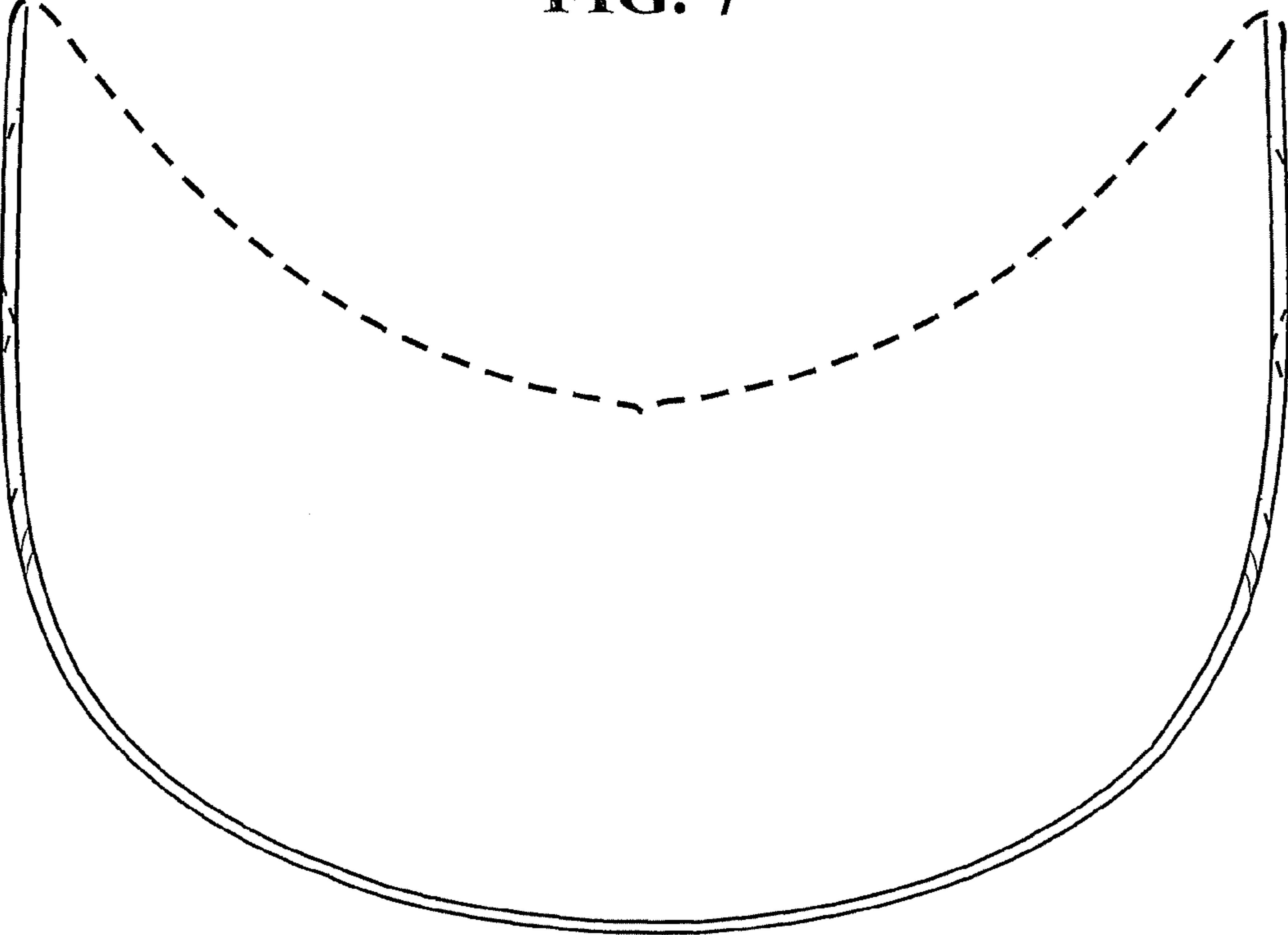


FIG. 8




FIG. 9

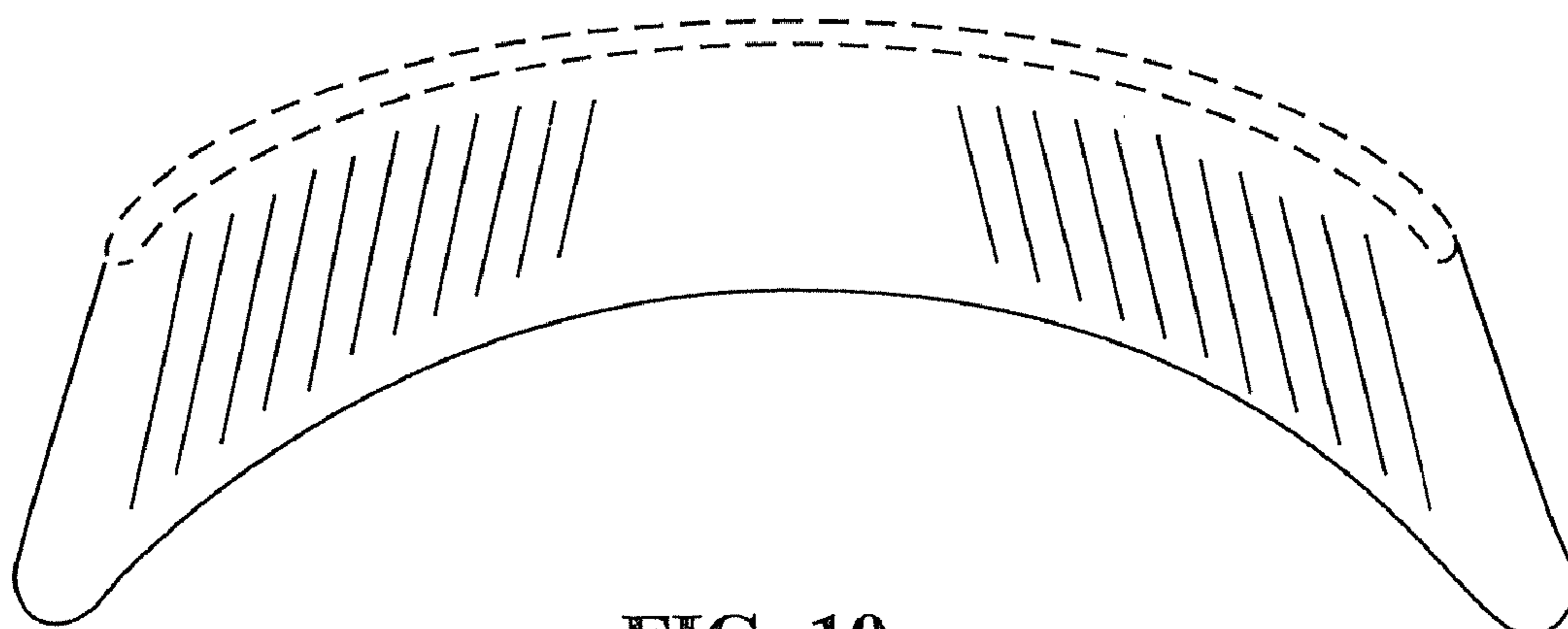


FIG. 10

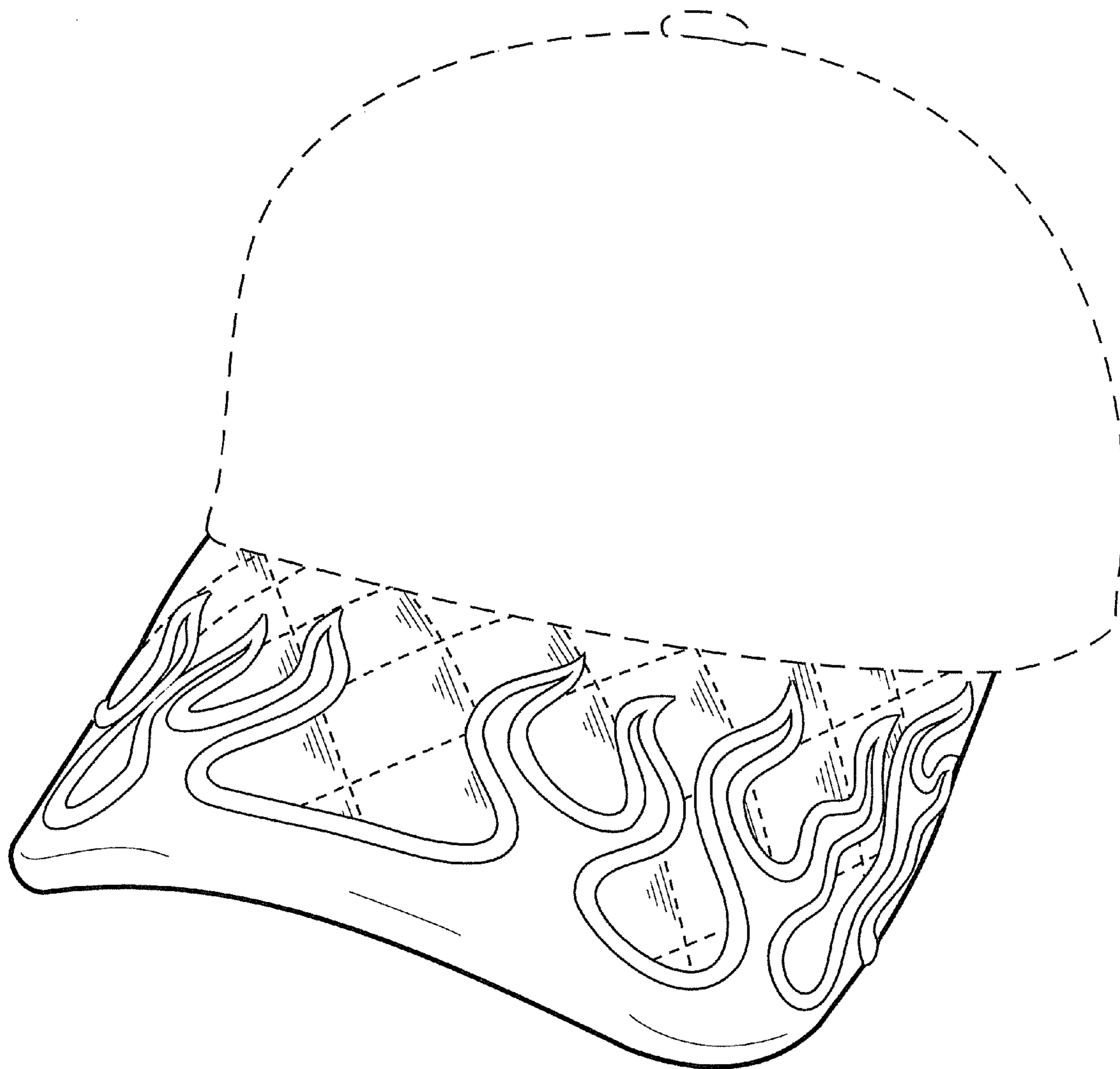


FIG. 11