



US00D634088S

(12) **United States Design Patent**
Tanaka et al.

(10) **Patent No.:** **US D634,088 S**
(45) **Date of Patent:** **** *Mar. 8, 2011**

(54) **HANDLE FOR A HANDY MOP**
(75) Inventors: **Yoshinori Tanaka**, Kawaga (JP);
Masaho Hayashi, Tokyo (JP);
Toshihiko Uenishi, Tokyo (JP)
(73) Assignee: **Uni-Charm Corporation**, Ehime (JP)
(**) Term: **14 Years**
(21) Appl. No.: **29/243,385**
(22) Filed: **Nov. 22, 2005**

5,010,615 A 4/1991 Carter
5,426,810 A * 6/1995 Rones 15/229.13
6,047,435 A 4/2000 Suzuki et al.
6,079,075 A 6/2000 Velez-Juan
D441,007 S * 4/2001 Simons et al. D17/22
D479,375 S * 9/2003 Gringer et al. D32/48
6,813,801 B2 * 11/2004 Tanaka et al. 15/229.3
6,978,509 B2 12/2005 Lin et al.
7,383,602 B2 * 6/2008 Tanaka et al. 15/147.2
D576,368 S * 9/2008 Colangelo D32/51

(Continued)

Related U.S. Application Data

(63) Continuation of application No. 10/399,675, filed on Apr. 15, 2003.

FOREIGN PATENT DOCUMENTS

CN 2192139 Y 3/1995

(30) **Foreign Application Priority Data**

Oct. 27, 2000 (JP) 2000-328865
Oct. 16, 2001 (JP) 2001-317660

(Continued)

OTHER PUBLICATIONS

Supplementary European Search Report dated Aug. 3, 2006 issued for corresponding European Patent Application No. EP0273346.

Primary Examiner—T. Chase Nelson
(74) *Attorney, Agent, or Firm*—Brinks Hofer Gilson & Lione

(51) **LOC (9) Cl.** **04-01**
(52) **U.S. Cl.** **D32/52; D32/48**
(58) **Field of Classification Search** D32/48-52,
D32/40, 46; 401/201, 266; 15/236.01, 236.02,
15/236.07, 144.1, 210.1, 244.1, 220.4, 147,
15/228, 229.1-229.4, 229.7-229.8, 145,
15/147.1-147.2; D8/107
See application file for complete search history.

(57) **CLAIM**

The ornamental design for a handle for a handy mop, as shown and described.

(56) **References Cited**

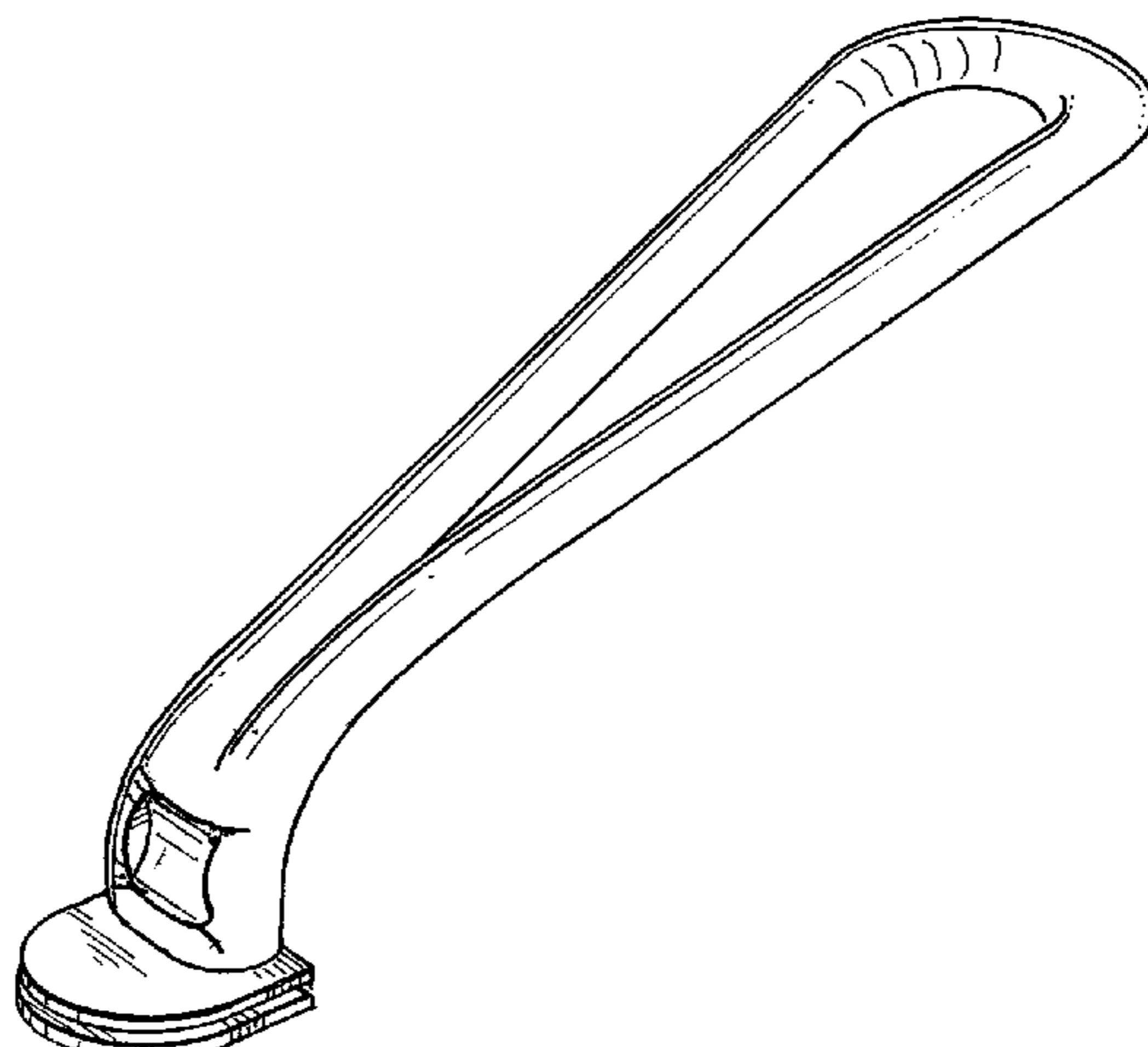
U.S. PATENT DOCUMENTS

748,367 A * 12/1903 Haight 15/210.1
1,437,145 A 11/1922 Johnson
1,437,245 A 11/1922 Hinchcliff
2,262,888 A * 11/1941 Dodge 15/147.2
2,877,482 A 3/1959 Roy
D207,258 S * 3/1967 Rippl D15/32
3,385,416 A * 5/1968 Frechette 400/227
3,495,918 A * 2/1970 Leland 401/201
4,010,511 A 3/1977 Komatsu
4,248,660 A * 2/1981 Johnson 156/579
4,827,556 A 5/1989 Corsetti

DESCRIPTION

FIG. 1 is a perspective view of a handle for a handy mop;
FIG. 2 is a front view thereof;
FIG. 3 is a back view thereof;
FIG. 4 is a side view thereof;
FIG. 5 is a top view thereof; and,
FIG. 6 is a bottom view thereof.

1 Claim, 2 Drawing Sheets



US D634,088 S

Page 2

U.S. PATENT DOCUMENTS

D579,614 S * 10/2008 Tanaka et al. D32/52
D608,965 S * 1/2010 Tanaka et al. D32/40
D609,871 S * 2/2010 Zach et al. D32/52
D614,373 S * 4/2010 Zach et al. D32/52
7,779,502 B2 * 8/2010 Fujiwara et al. 15/229.4
2004/0034956 A1 2/2004 Tanaka et al.
2005/0005381 A1 1/2005 Tanaka et al.
2005/0144749 A1 7/2005 Yamada

FOREIGN PATENT DOCUMENTS

FR 1148943 12/1957
FR 1487987 7/1967
HU P9403843 8/1995
HU P9700252 10/1997
JP 39-608 1/1964
JP 39-6833 3/1964
JP 39-20632 7/1964
JP 40-18878 7/1965
JP 41-14463 7/1966
JP 41-14464 7/1966
JP 49-69262 9/1974
JP 58-194770 12/1983
JP 58-194770 A1 12/1983
JP 60-63157 U 5/1985
JP 60-63158 A1 5/1985
JP 61-177575 8/1986
JP 61-177576 8/1986

JP 62-47351 A1 3/1987
JP 62-184851 8/1987
JP 63-121065 5/1988
JP 1-66267 U 4/1989
JP 1-66267 U 4/1989
JP 1-79454 5/1989
JP 1-79455 5/1989
JP 1-79456 5/1989
JP 2-4541 1/1990
JP 2-4541 U 1/1990
JP 3043196 2/1991
JP 5-95457 12/1993
JP 6-337 1/1994
JP 63-26131 Y2 11/1994
JP 7-24257 U 5/1995
JP 7-24257 U 5/1995
JP 08-336493 12/1996
JP 10-43116 2/1998
JP 10-117985 A 5/1998
JP 10-225409 8/1998
JP 10-328107 A1 12/1998
JP 10-328107 A1 12/1998
JP 11-000298 1/1999
JP 11-089766 4/1999
JP 11-276402 A 10/1999
JP 2000-201875 7/2000
JP 2002-165742 6/2002
WO 02/34101 5/2002

* cited by examiner

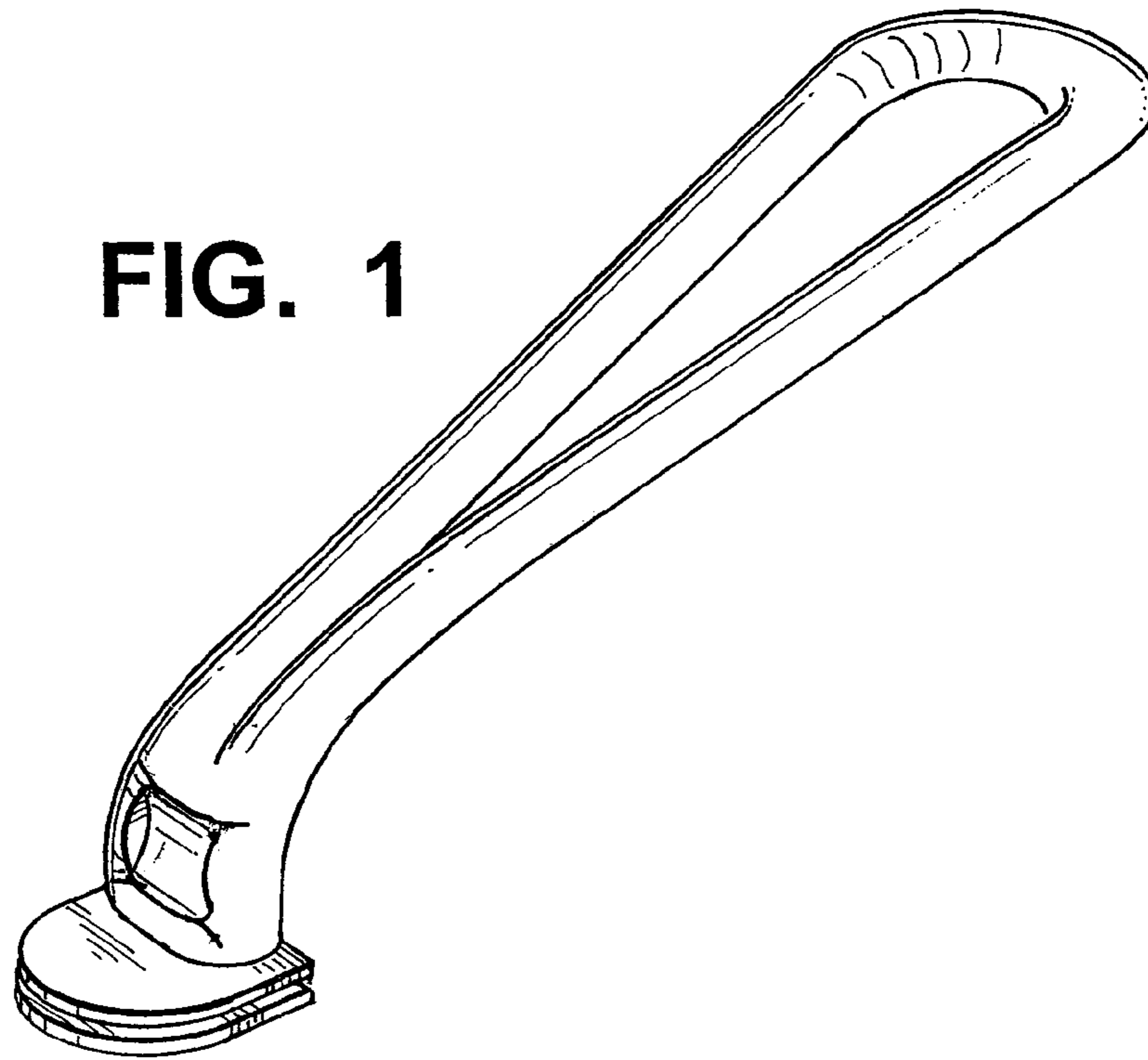


FIG. 1

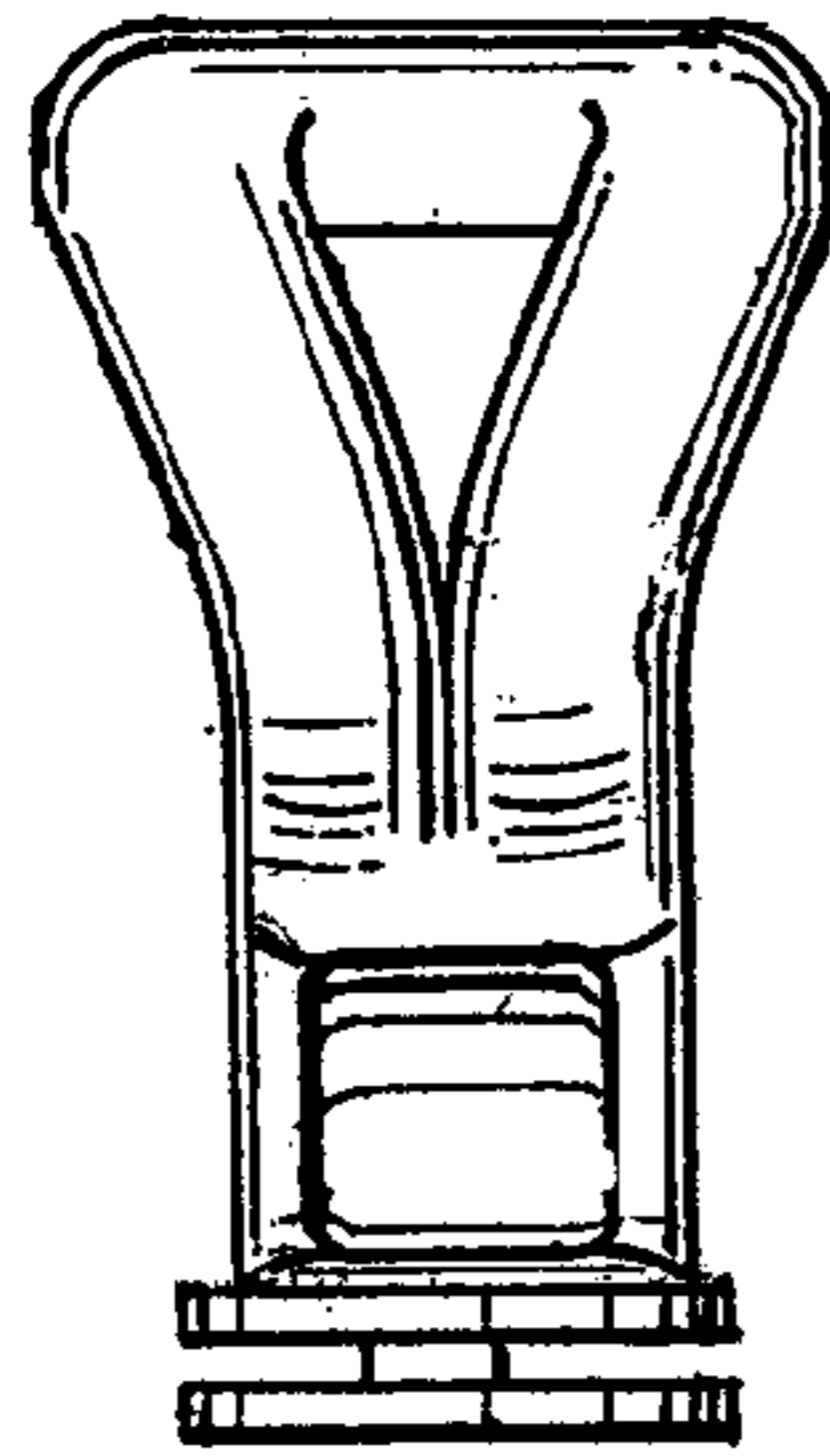


FIG. 2

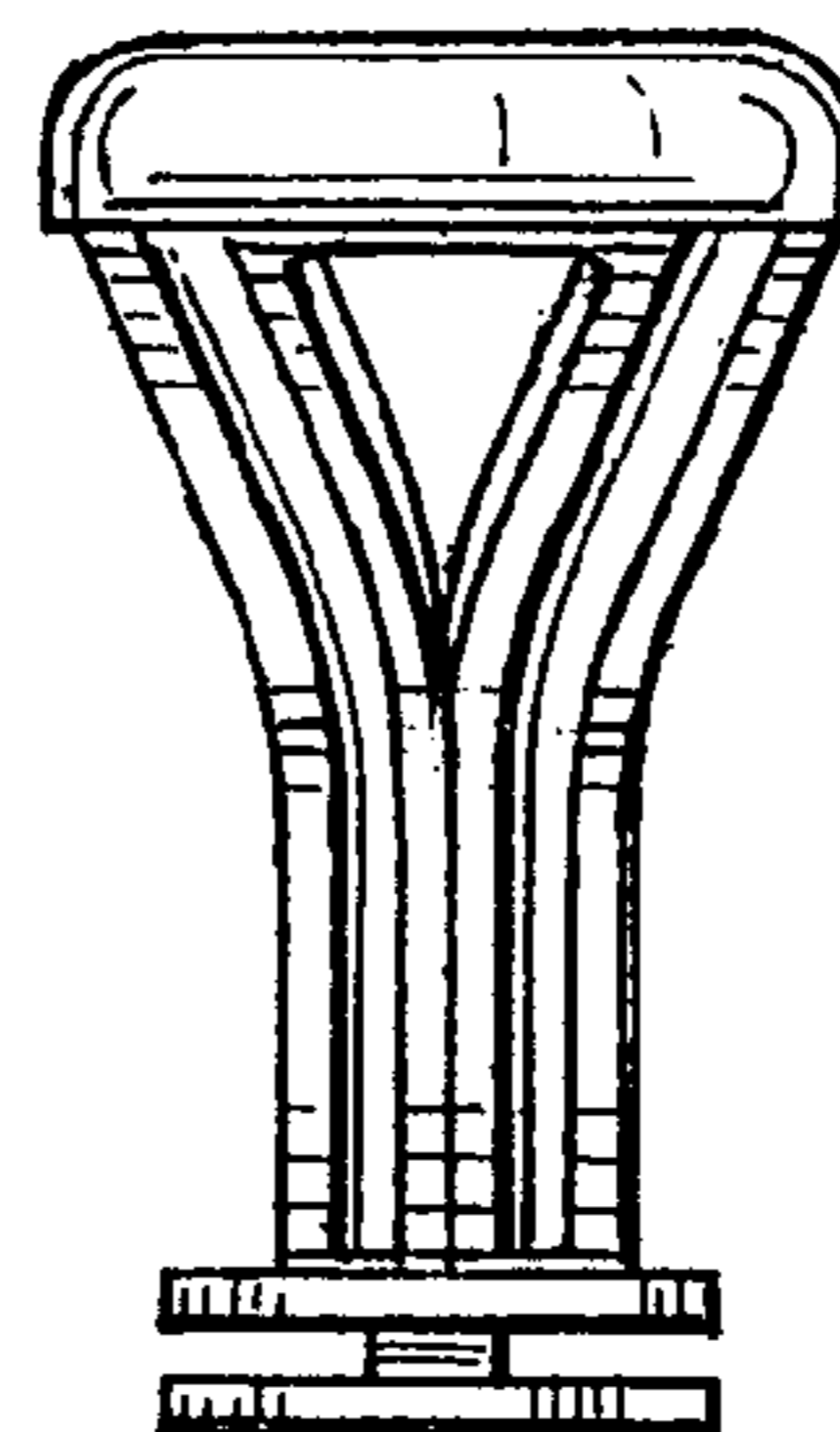


FIG. 3

FIG. 4

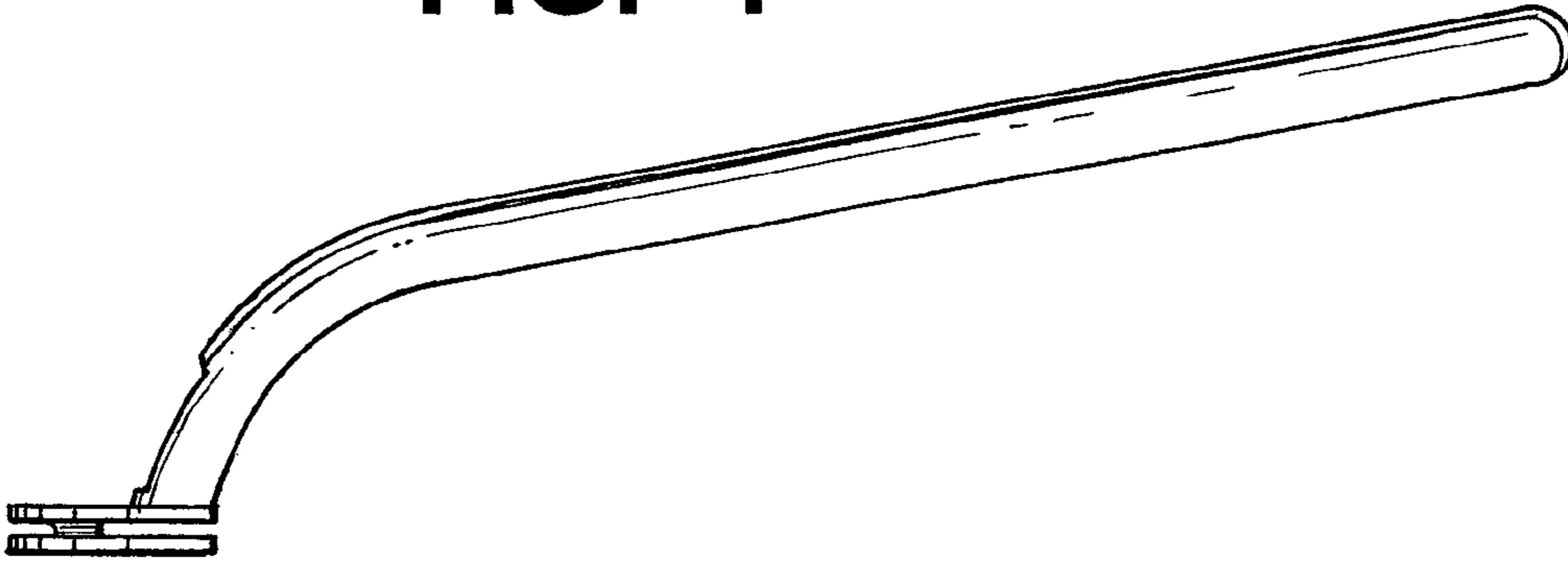


FIG. 5

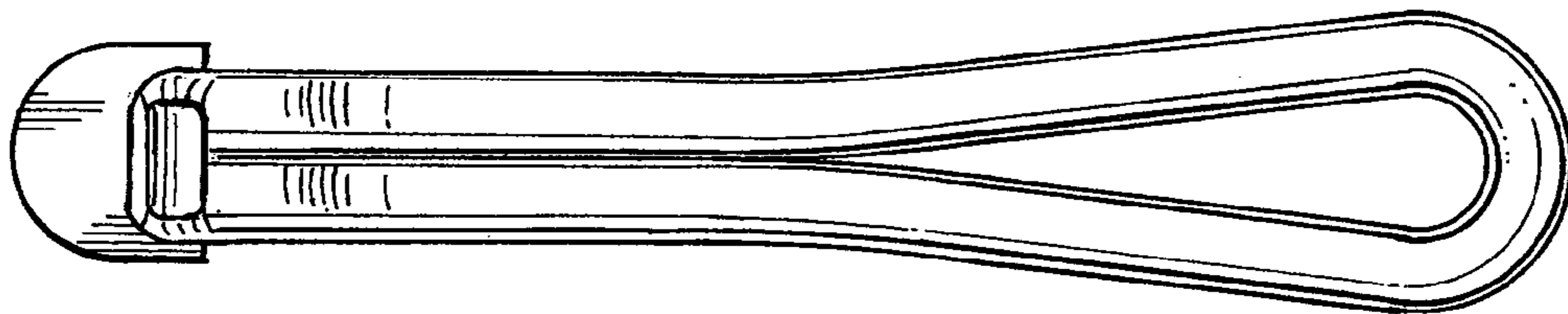


FIG. 6

