

US00D634076S

(12) **United States Design Patent**  
**Tsai**

(10) **Patent No.:** **US D634,076 S**  
(45) **Date of Patent:** **\*\* Mar. 8, 2011**

- (54) **LIP BALM**
  - (76) Inventor: **Kai-Mou Tsai**, Taipei (TW)
  - (\*\*) Term: **14 Years**
  - (21) Appl. No.: **29/357,279**
  - (22) Filed: **Mar. 10, 2010**
  - (51) **LOC (9) Cl.** ..... **28-03**
  - (52) **U.S. Cl.** ..... **D28/87**
  - (58) **Field of Classification Search** ..... D28/73,  
D28/76, 79, 85-90; 206/581, 823, 385; 401/68,  
401/72, 88; D9/643-645; 132/317, 318,  
132/320
- See application file for complete search history.

- D452,350 S \* 12/2001 Huang ..... D28/76
- D454,227 S \* 3/2002 Look ..... D28/77
- D454,414 S \* 3/2002 Look ..... D28/77
- D454,665 S \* 3/2002 Look ..... D28/77
- D455,233 S \* 4/2002 Look ..... D28/77
- D468,486 S \* 1/2003 Kuo ..... D28/87
- 6,695,510 B1 \* 2/2004 Look et al. .... D28/4
- D522,696 S \* 6/2006 Severa ..... D28/88

\* cited by examiner

*Primary Examiner* — Jennifer Rivard  
(74) *Attorney, Agent, or Firm* — Rosenberg, Klein & Lee

(57) **CLAIM**  
The ornamental design for a lip balm, as shown and described.

**DESCRIPTION**

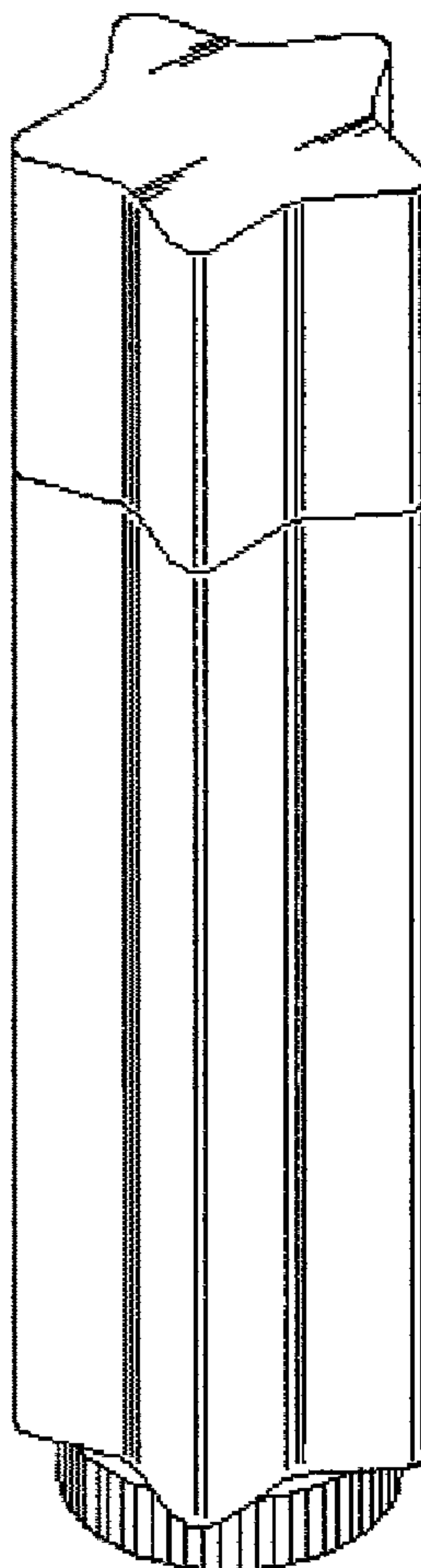
FIG. 1 is a perspective view of a lip balm showing my new design;  
FIG. 2 is a top plan view thereof;  
FIG. 3 is a bottom plan view thereof;  
FIG. 4 is a front elevational view thereof;  
FIG. 5 is a rear elevational view thereof;  
FIG. 6 is a left side elevational view thereof; and,  
FIG. 7 is a right side elevational view thereof.

**1 Claim, 4 Drawing Sheets**

(56) **References Cited**

**U.S. PATENT DOCUMENTS**

- D114,887 S \* 5/1939 Youngusband ..... D28/85
- D252,161 S \* 6/1979 Flower ..... D28/87
- D272,363 S \* 1/1984 Matsumuro ..... D28/87
- D346,675 S \* 5/1994 Lang et al. .... D28/76
- D365,751 S \* 1/1996 Hsu ..... D28/86
- 6,223,921 B1 \* 5/2001 Huang ..... 132/295
- D444,597 S \* 7/2001 Weinstock ..... D28/87






FIG. 1

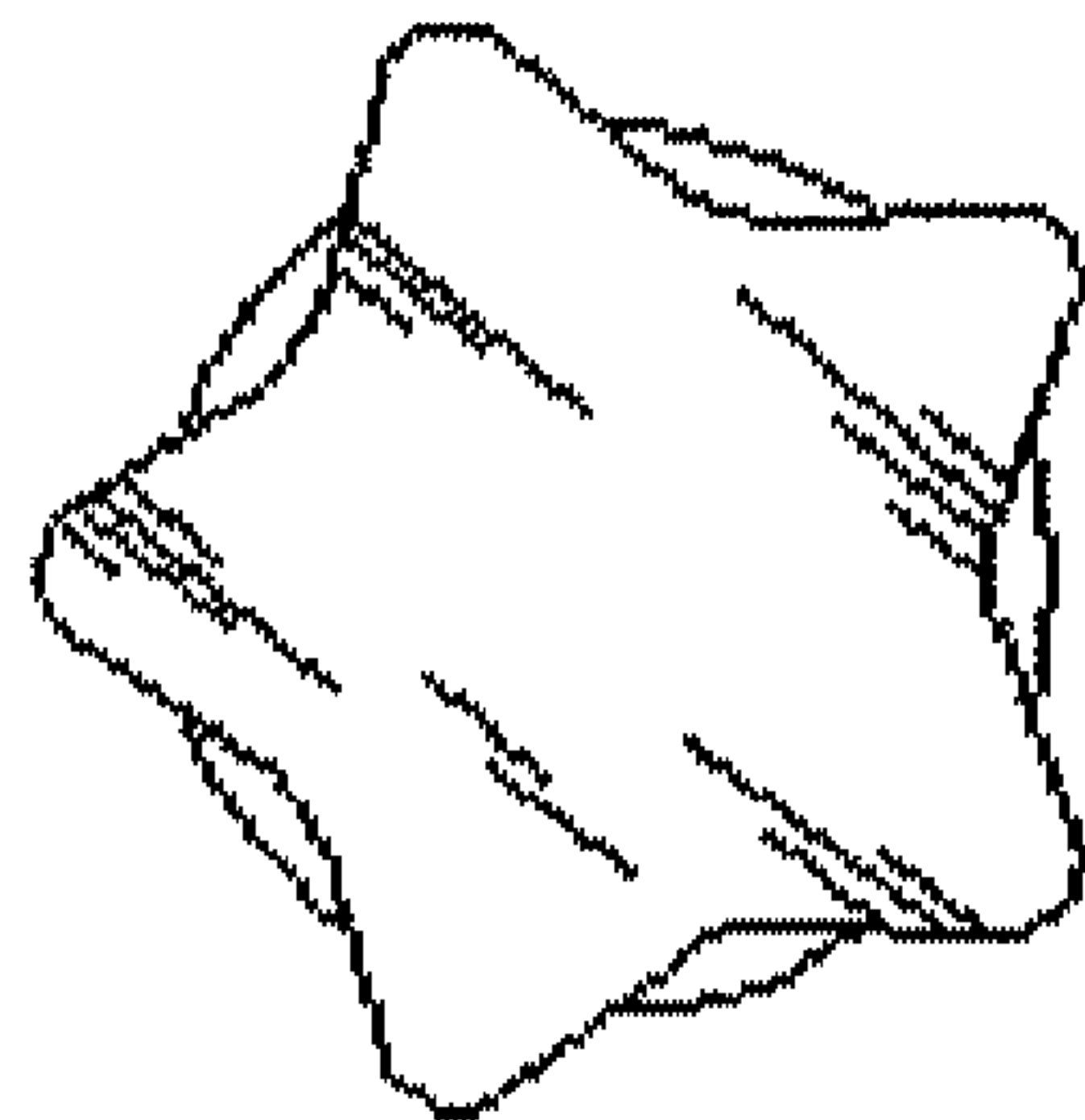


FIG. 2

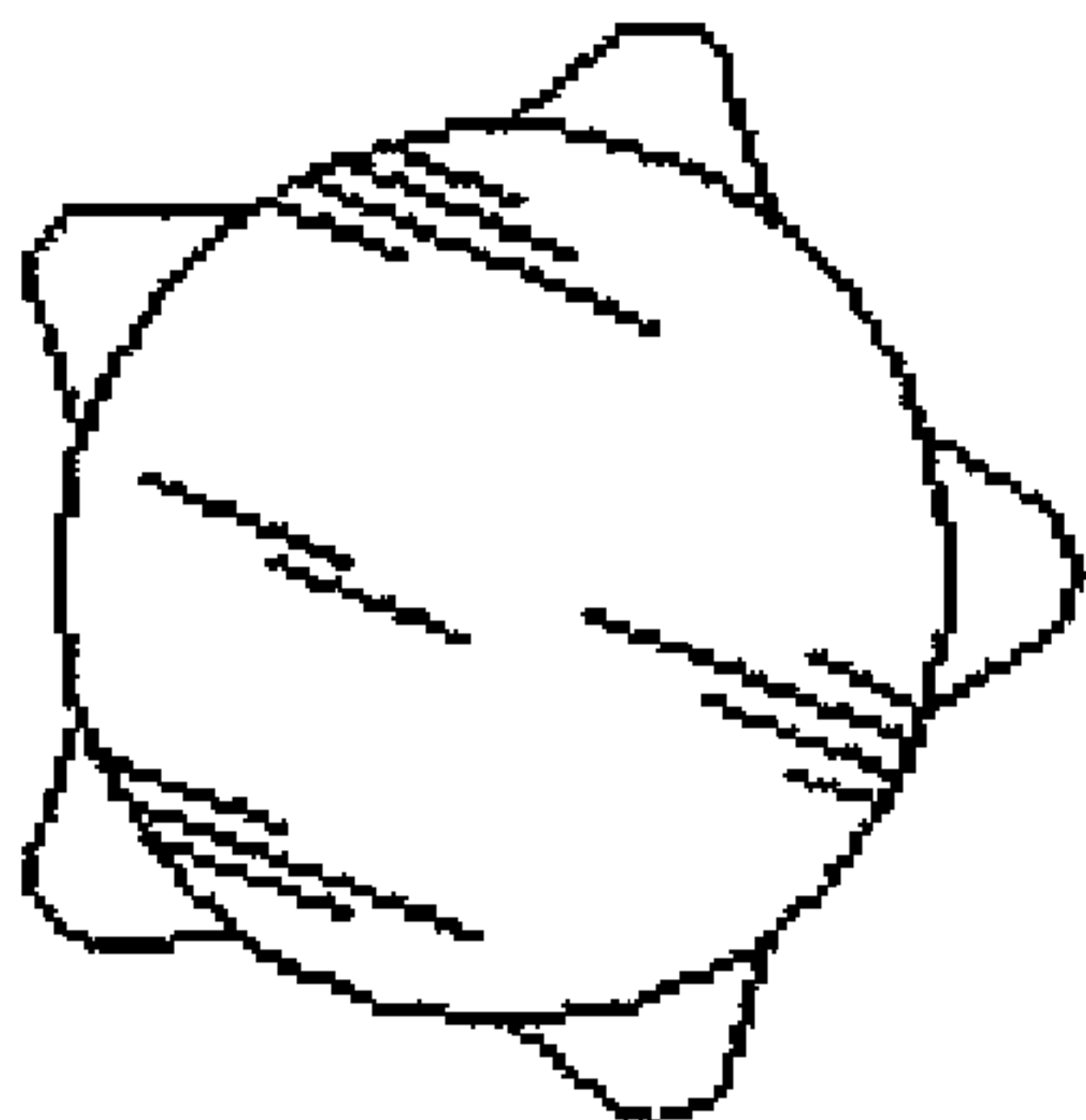


FIG. 3




FIG. 5




FIG. 4




FIG. 7



FIG. 6