



US00D634070S

(12) **United States Design Patent**
Nguyen

(10) **Patent No.:** **US D634,070 S**

(45) **Date of Patent:** **** *Mar. 8, 2011**

(54) **FOOT FILE**

(76) Inventor: **Nancy T. Nguyen**, Houston, TX (US)

(*) Notice: This patent is subject to a terminal disclaimer.

(**) Term: **14 Years**

(21) Appl. No.: **29/357,588**

(22) Filed: **Mar. 15, 2010**

(51) **LOC (9) Cl.** **28-03**

(52) **U.S. Cl.** **D28/59; D7/678**

(58) **Field of Classification Search** D28/56,
D28/57, 59; 132/73, 73.5, 75.3, 76.2, 76.4,
132/75.6, 76.5; D24/147; D7/693, 678;
241/168, 273.1

See application file for complete search history.

(56) **References Cited**

U.S. PATENT DOCUMENTS

D253,792	S	*	12/1979	Phair	D28/59
6,318,652	B1	*	11/2001	Liu	D7/678
D593,819	S	*	6/2009	McGuyer et al.	D28/59
D604,459	S	*	11/2009	Keller	D28/59

* cited by examiner

Primary Examiner — Jennifer Rivard

(74) *Attorney, Agent, or Firm* — Daniel G. Nguyen

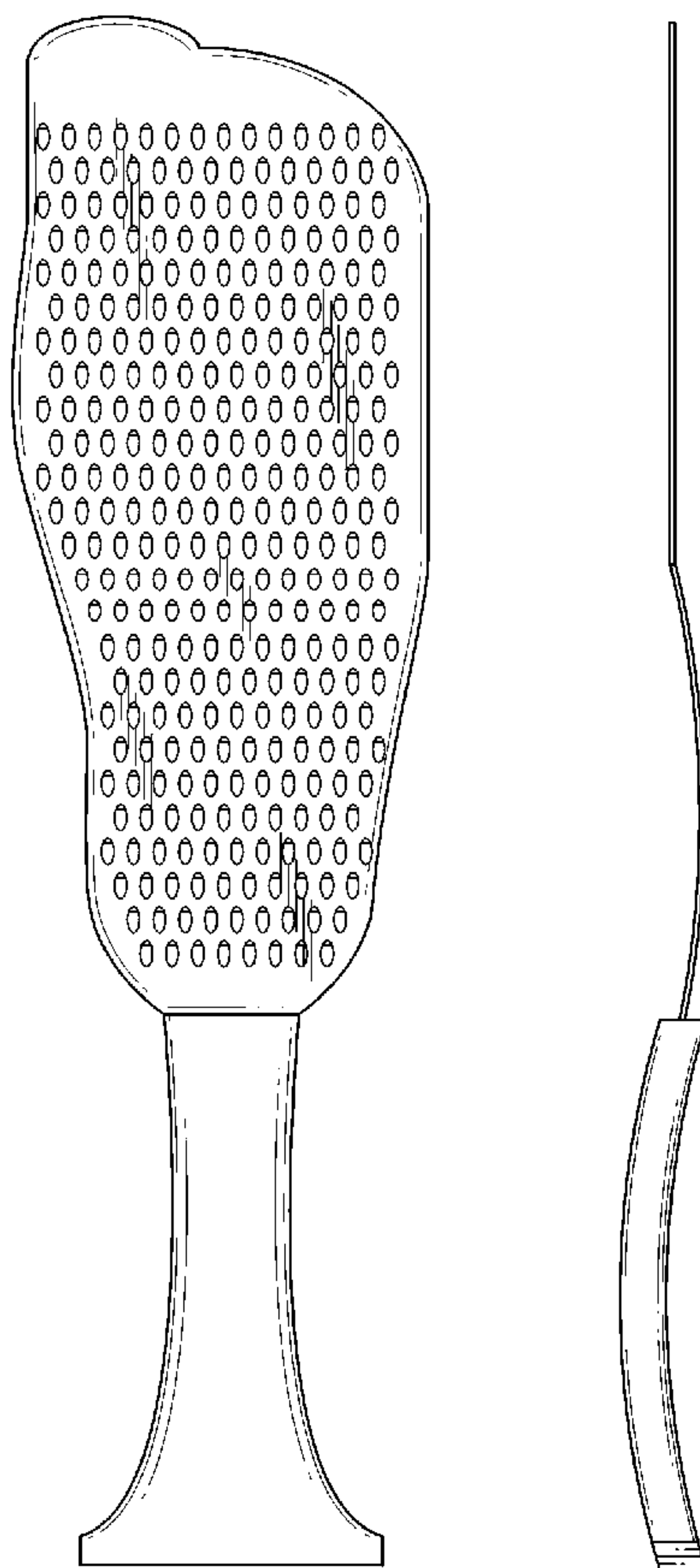
(57) **CLAIM**

The ornamental design for a foot file, as shown and described.

DESCRIPTION

FIG. 1 is a perspective view a foot file according to my new design;
FIG. 2 is a top view of the foot file according to my new design;
FIG. 3 is a bottom view of the foot file according to my new design;
FIG. 4 is a front view of the foot file according to my new design;
FIG. 5 is a right side view of the foot file according to my new design; and,
FIG. 6 is a left side view of the foot file according to my new design.

1 Claim, 2 Drawing Sheets



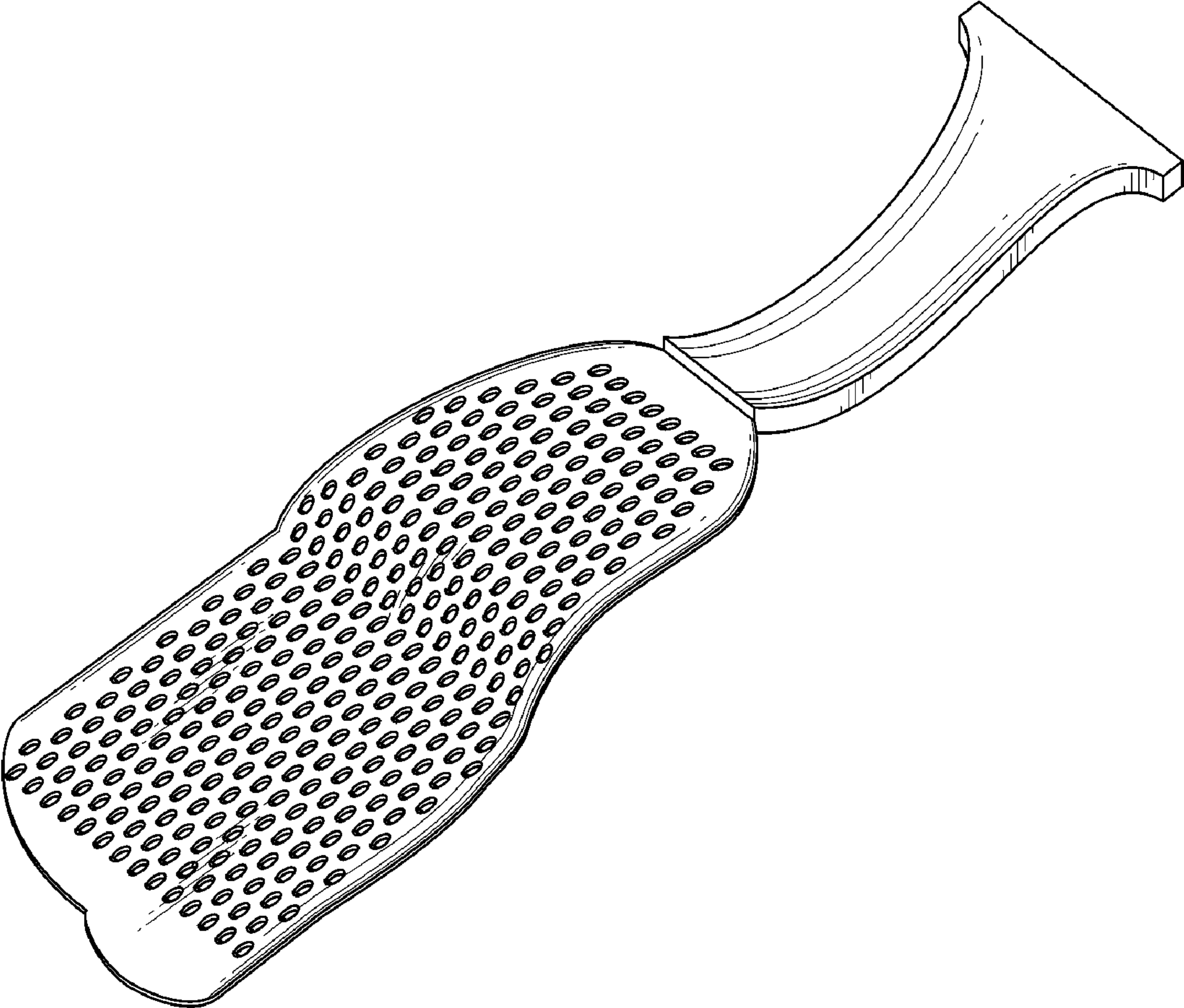


FIG. 1

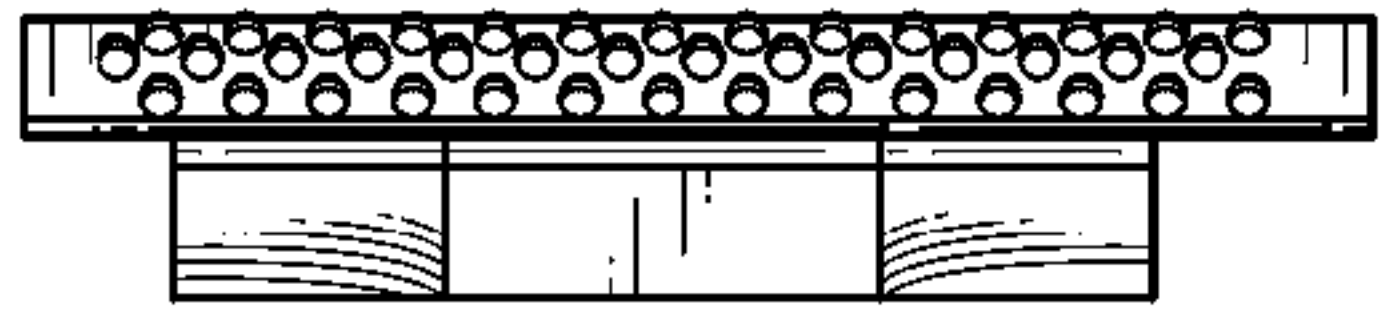


FIG. 2



FIG. 3

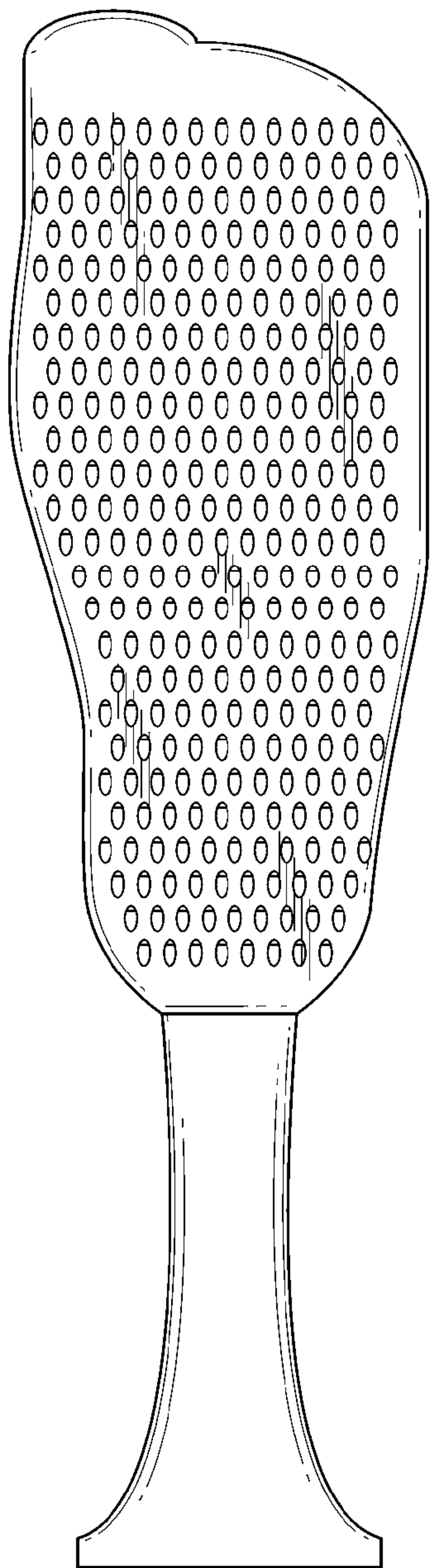


FIG. 4




FIG. 5

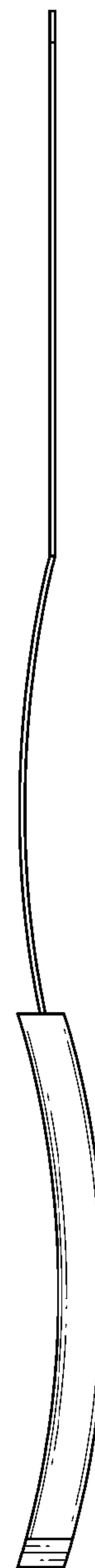


FIG. 6