



US00D634068S

(12) **United States Design Patent**  
**Stowers et al.**

(10) **Patent No.:** **US D634,068 S**  
(45) **Date of Patent:** **\*\* Mar. 8, 2011**

(54) **HAIR REMOVAL DEVICE**

(75) Inventors: **David Stowers**, Morristown, NJ (US);  
**Michael Andersen**, Montclair, NJ (US)

(73) Assignee: **IdeaVillage Products, Inc**, Fairfield, NJ (US)

(\*\*) Term: **14 Years**

(21) Appl. No.: **29/370,975**

(22) Filed: **Sep. 28, 2010**

(51) **LOC (9) Cl.** ..... **28-03**

(52) **U.S. Cl.** ..... **D28/53**

(58) **Field of Classification Search** ..... D28/44-44.1,  
D28/49-54; 30/29.5, 30, 32, 43-43.92, 34.05,  
30/34.1-34.2, 44-45, 196, 201, 223, 233,  
30/233.5

See application file for complete search history.

(56) **References Cited**

**U.S. PATENT DOCUMENTS**

- D488,260 S \* 4/2004 Khubani ..... D28/53
- D499,845 S \* 12/2004 Khubani ..... D28/54
- D500,892 S \* 1/2005 Chen ..... D28/54
- D509,026 S \* 8/2005 Leventhal et al. .... D28/53

- D514,258 S \* 1/2006 Khubani et al. .... D28/53
- D516,245 S \* 2/2006 Ohta et al. .... D28/49
- D553,295 S \* 10/2007 Khubani ..... D28/53
- D561,941 S \* 2/2008 Khubani ..... D28/53
- D569,552 S \* 5/2008 Marquez ..... D28/53
- D620,644 S \* 7/2010 Lau et al. .... D28/54

\* cited by examiner

*Primary Examiner*—Jennifer Rivard

(74) *Attorney, Agent, or Firm*—Dan M. DeLaRosa

(57) **CLAIM**

The ornamental design for a hair removal device, as shown and described.

**DESCRIPTION**

FIG. 1 is a front perspective view of the hair removal device of the present invention showing my new design;

FIG. 2 is a front side elevational view thereof;

FIG. 3 is a back side elevational view thereof;

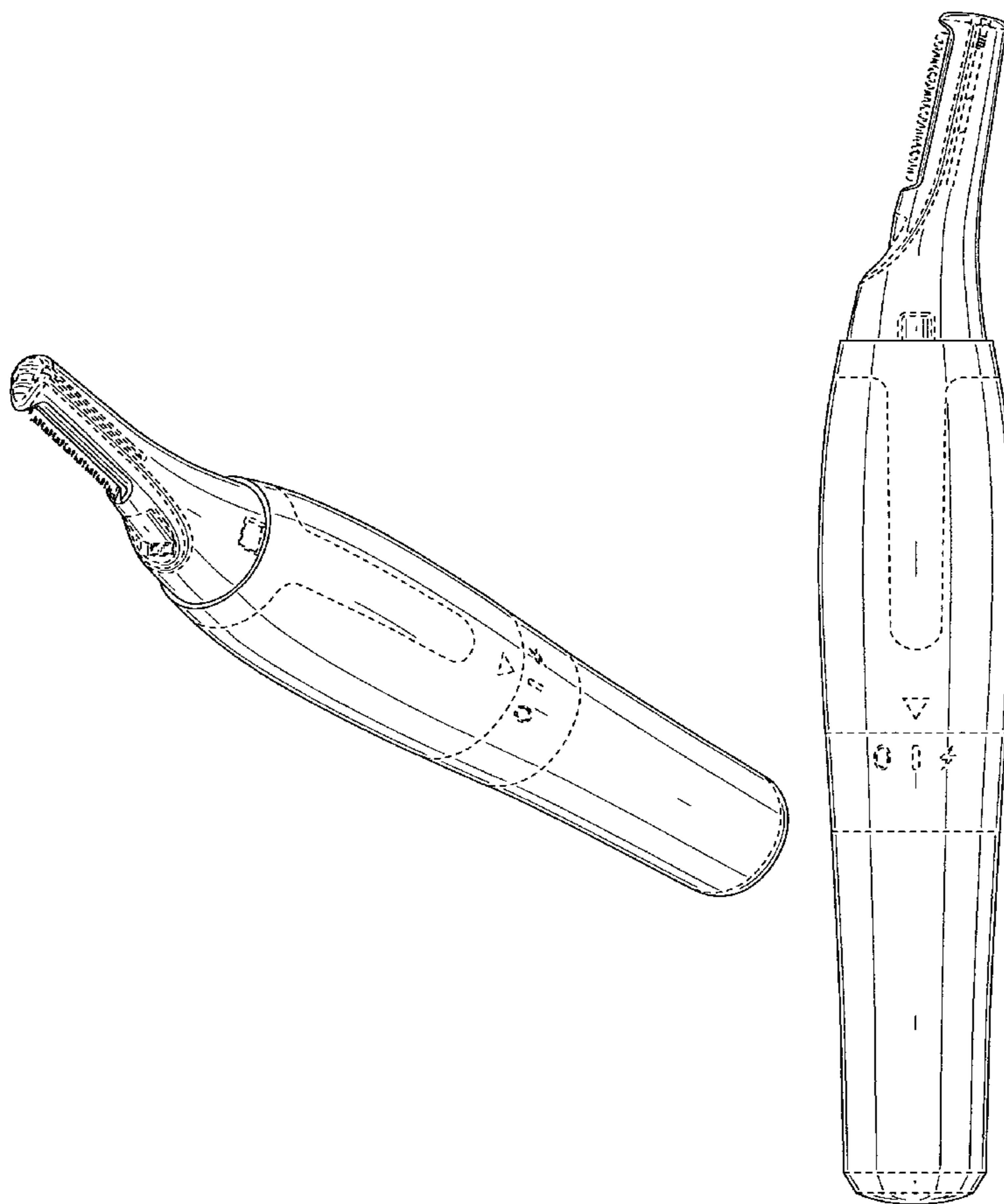
FIG. 4 is a side elevational view thereof;

FIG. 5 is another side elevational view thereof;

FIG. 6 is a top plan view thereof; and,

FIG. 7 is a bottom plan view thereof.

**1 Claim, 4 Drawing Sheets**



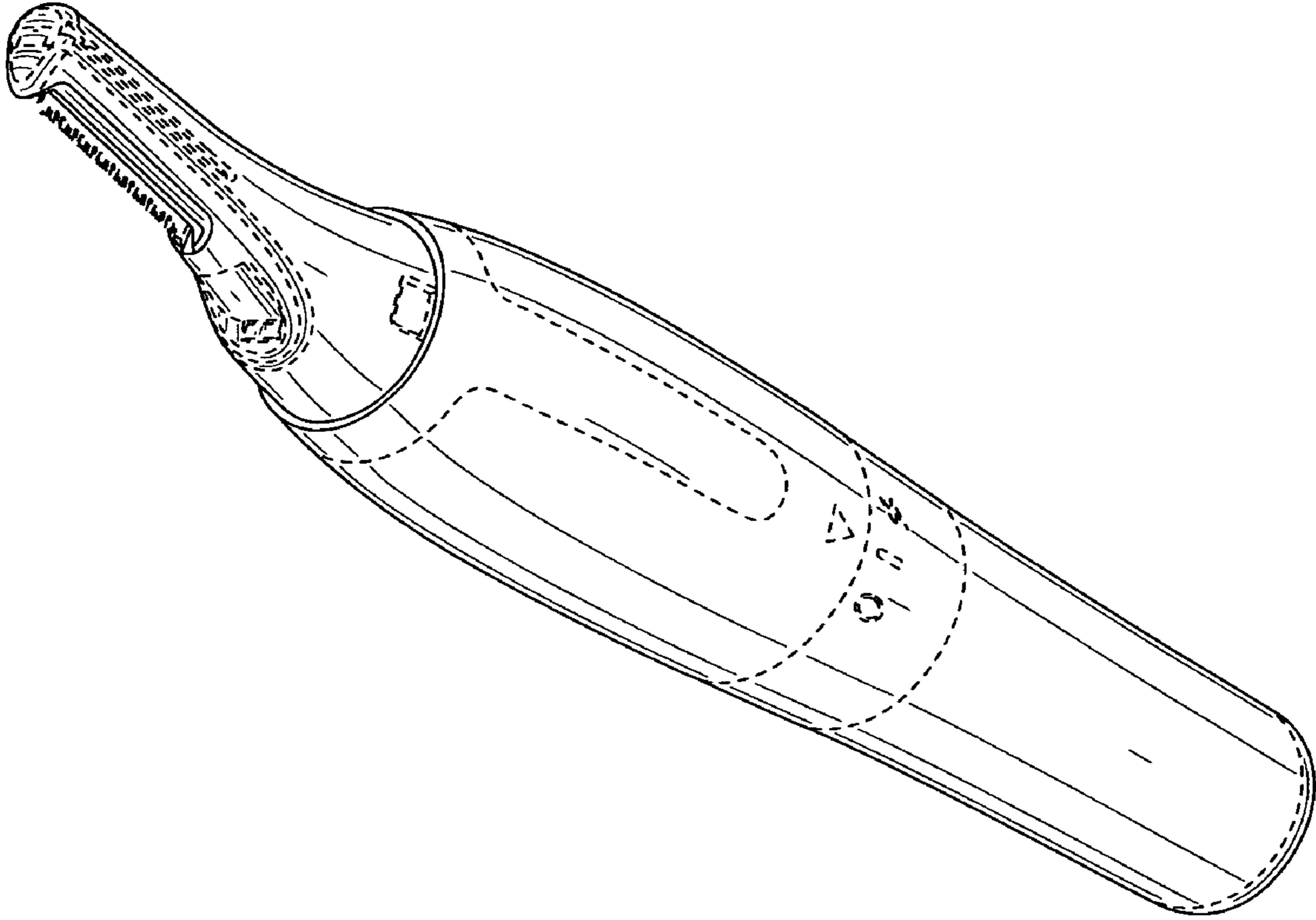


FIG. 1

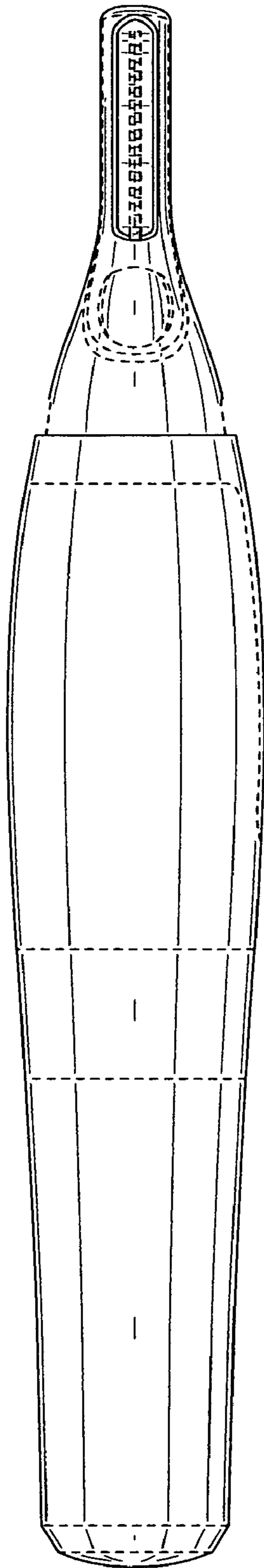


FIG. 2

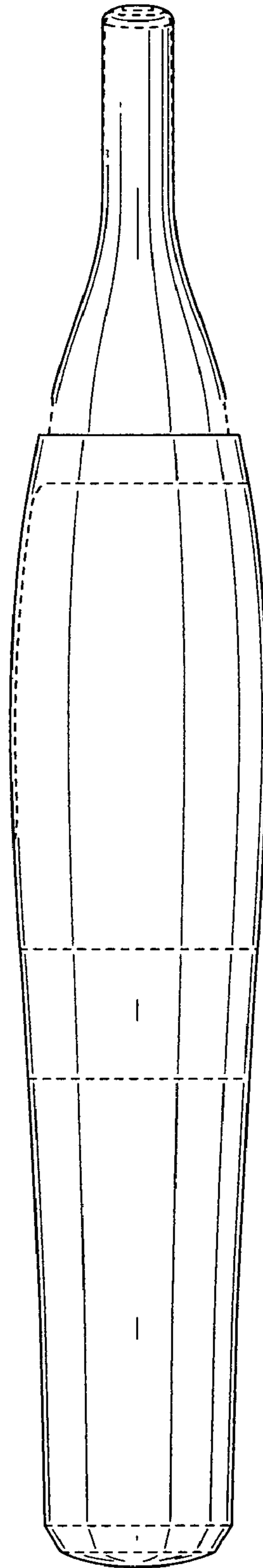


FIG. 3

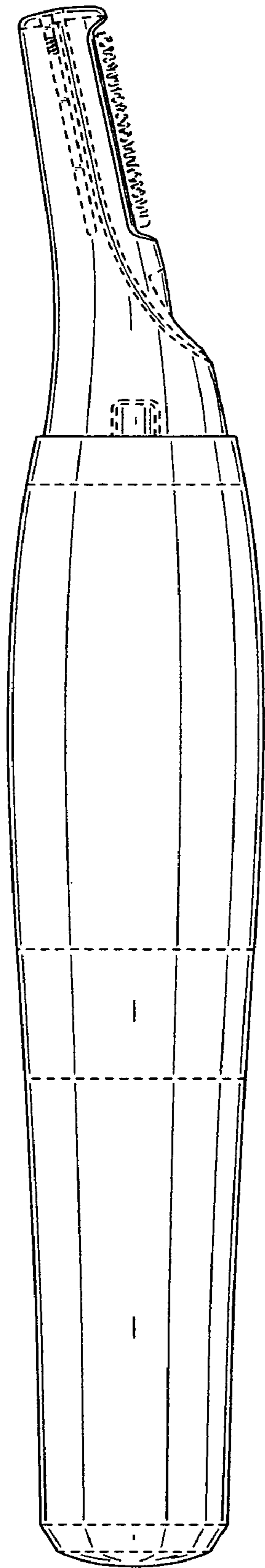


FIG. 4

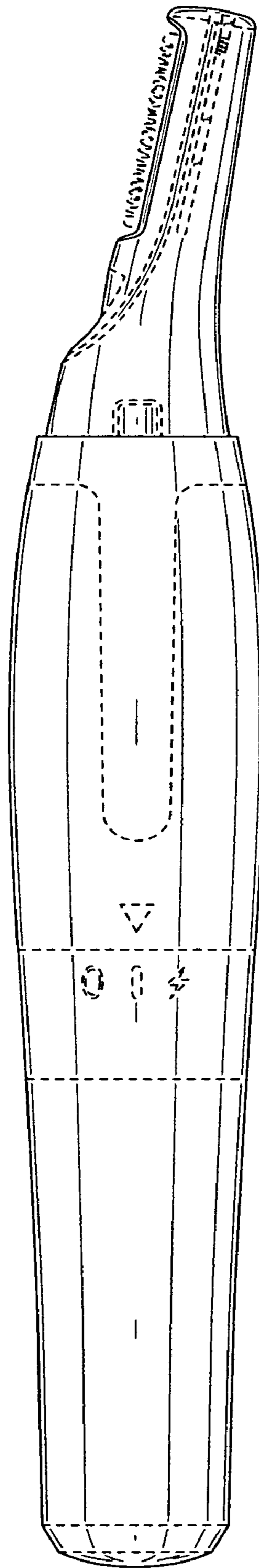


FIG. 5

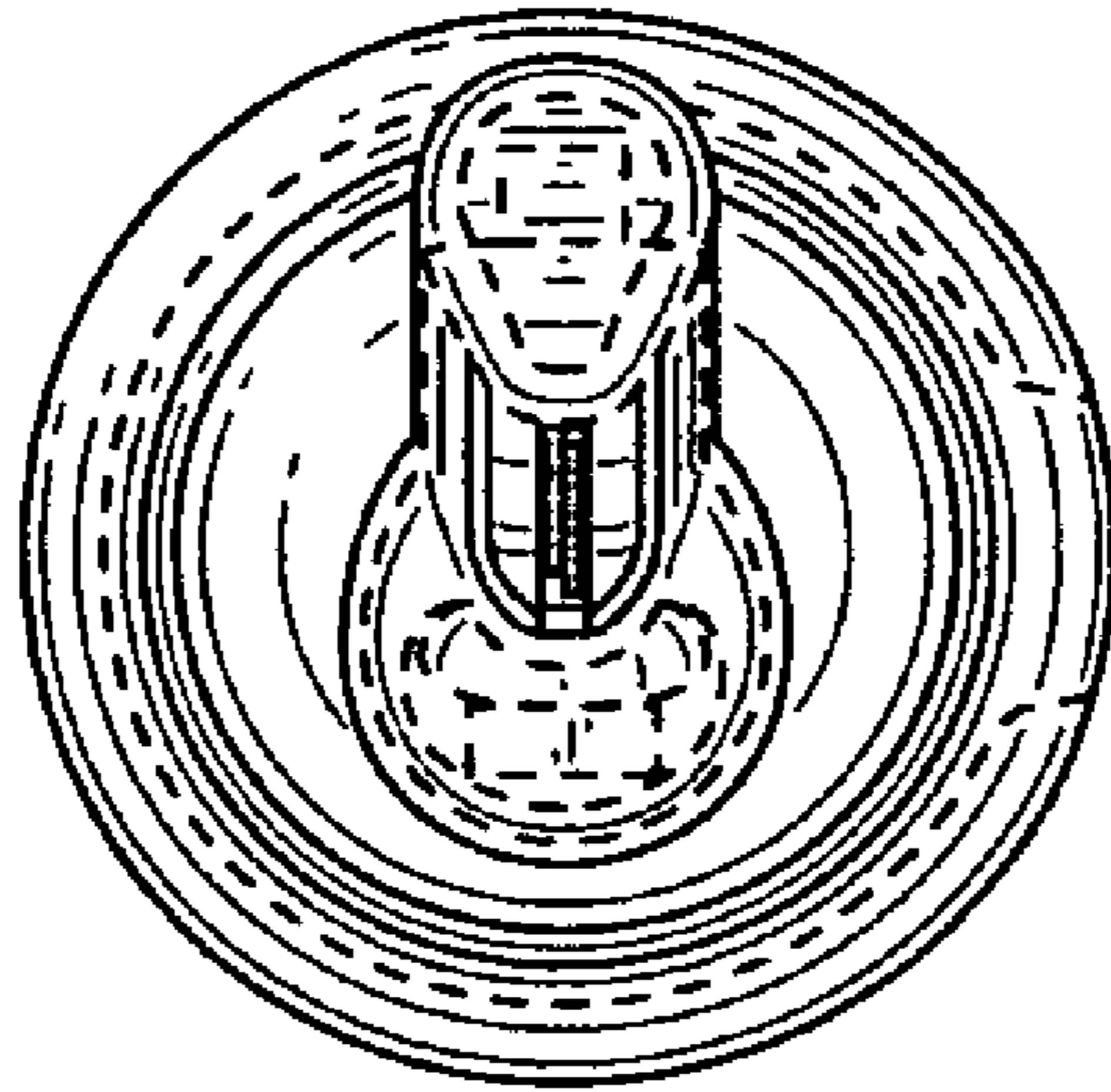


FIG. 6

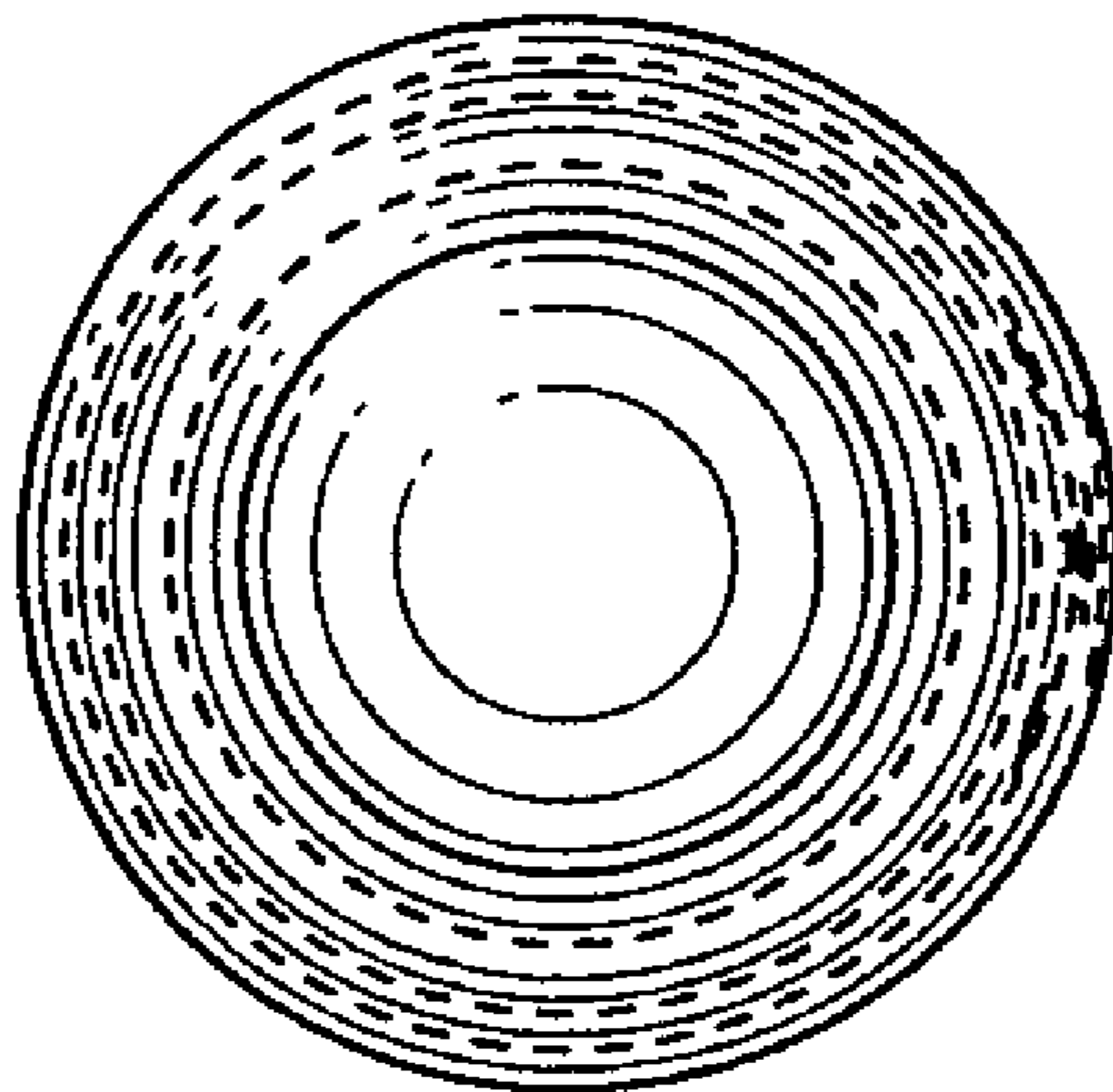


FIG. 7