



US00D634049S

(12) **United States Design Patent**
Wauters

(10) **Patent No.:** **US D634,049 S**
(45) **Date of Patent:** **** Mar. 8, 2011**

(54) **LUMINAIRE**

(75) Inventor: **Tom Wauters**, Mortsel (BE)

(73) Assignee: **Koninklijke Philips Electronics N.V.**,
Eindhoven (NL)

(**) Term: **14 Years**

(21) Appl. No.: **29/363,302**

(22) Filed: **Jun. 8, 2010**

(30) **Foreign Application Priority Data**

Dec. 8, 2009 (EM) 001644667-0003

(51) **LOC (9) Cl.** **26-03**

(52) **U.S. Cl.** **D26/85; D26/87**

(58) **Field of Classification Search** D26/24,
D26/67, 72, 74, 76, 85, 87, 88, 89; 362/147,
362/294.02, 373, 453, 454, 404-408, 431,
362/432, 490

See application file for complete search history.

(56) **References Cited**

U.S. PATENT DOCUMENTS

D48,544 S * 2/1916 Frary D26/87
2,149,635 A * 3/1939 Shepard et al. 362/490
D119,854 S * 4/1940 Gross D26/24

D126,846 S * 4/1941 Alm D26/76
D152,994 S * 3/1949 McCann D26/87
D159,426 S * 7/1950 Lepore D26/76
D164,507 S * 9/1951 McCann D26/76
D167,863 S * 9/1952 Schreckengost D26/87
D403,796 S * 1/1999 Crosby D26/85
D429,361 S * 8/2000 Tihany D26/87
D468,047 S * 12/2002 Lara D26/85
D558,381 S * 12/2007 Horn et al. D26/85
D579,601 S * 10/2008 Montalbano et al. D26/85

* cited by examiner

Primary Examiner—Clare E Heflin

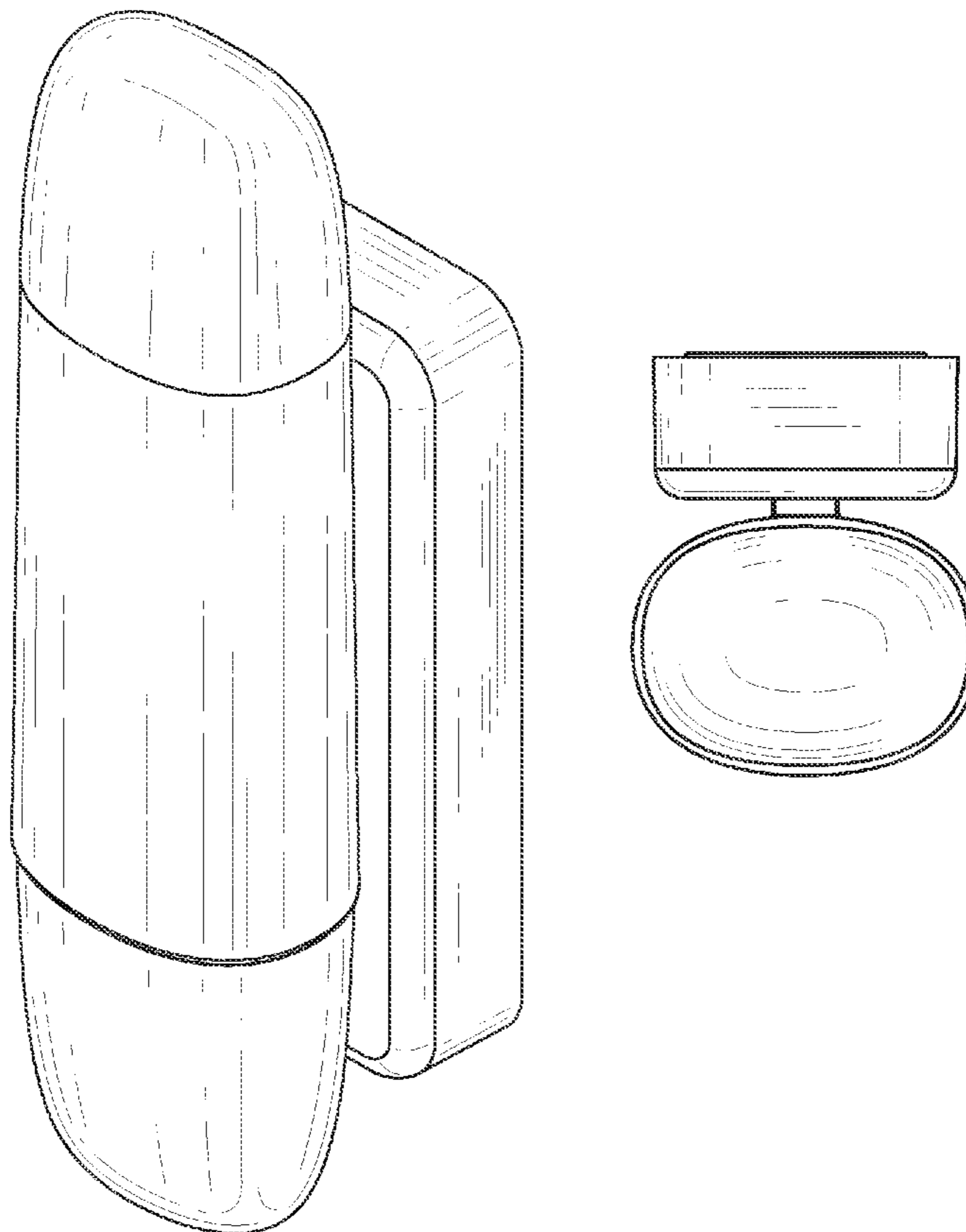
(57) **CLAIM**

The ornamental design for a luminaire, as shown.

DESCRIPTION

FIG. 1 is a perspective view showing my design;
FIG. 2 is a front elevational view thereof;
FIG. 3 is a rear elevational view thereof;
FIG. 4 is a right side elevational view thereof;
FIG. 5 is a left side elevational view thereof;
FIG. 6 is a top plan view thereof; and,
FIG. 7 is a bottom plan view thereof.

1 Claim, 4 Drawing Sheets



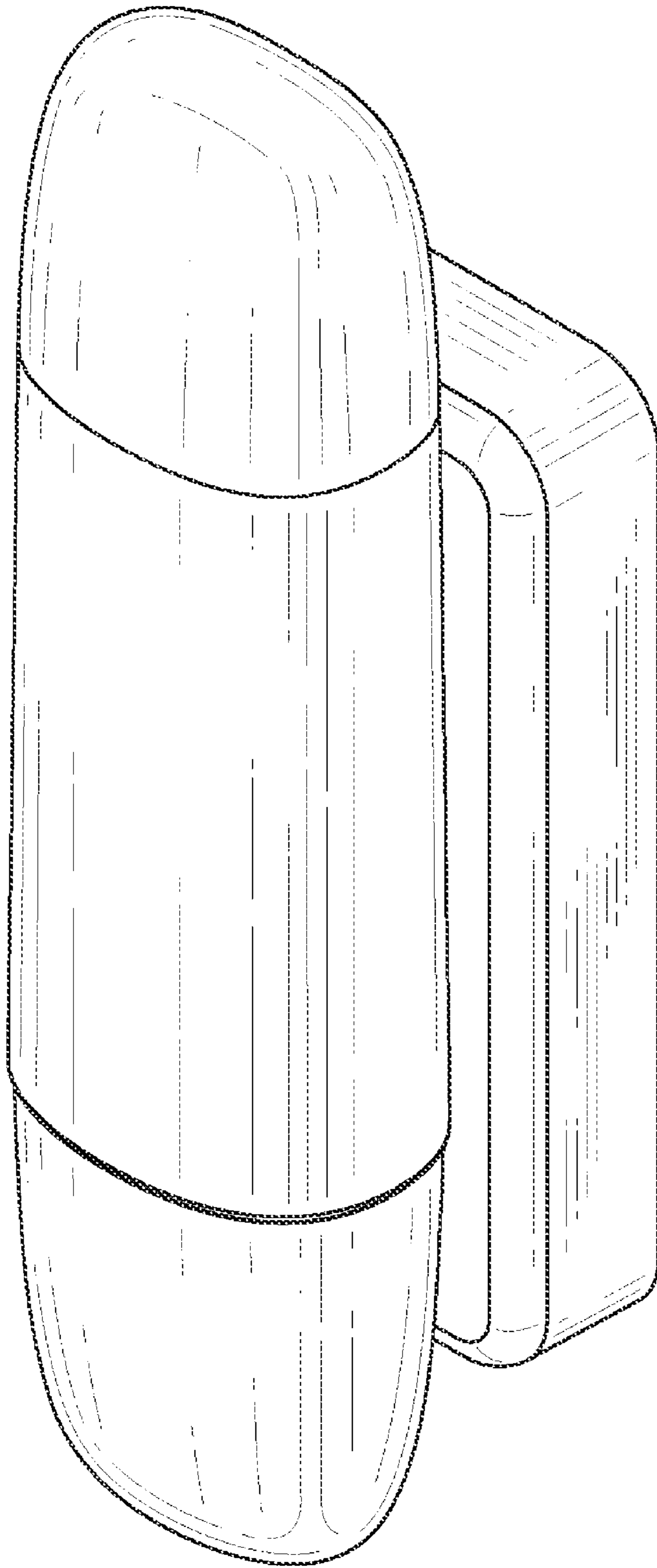


FIG. 1




FIG. 2




FIG. 3




FIG. 4




FIG. 5

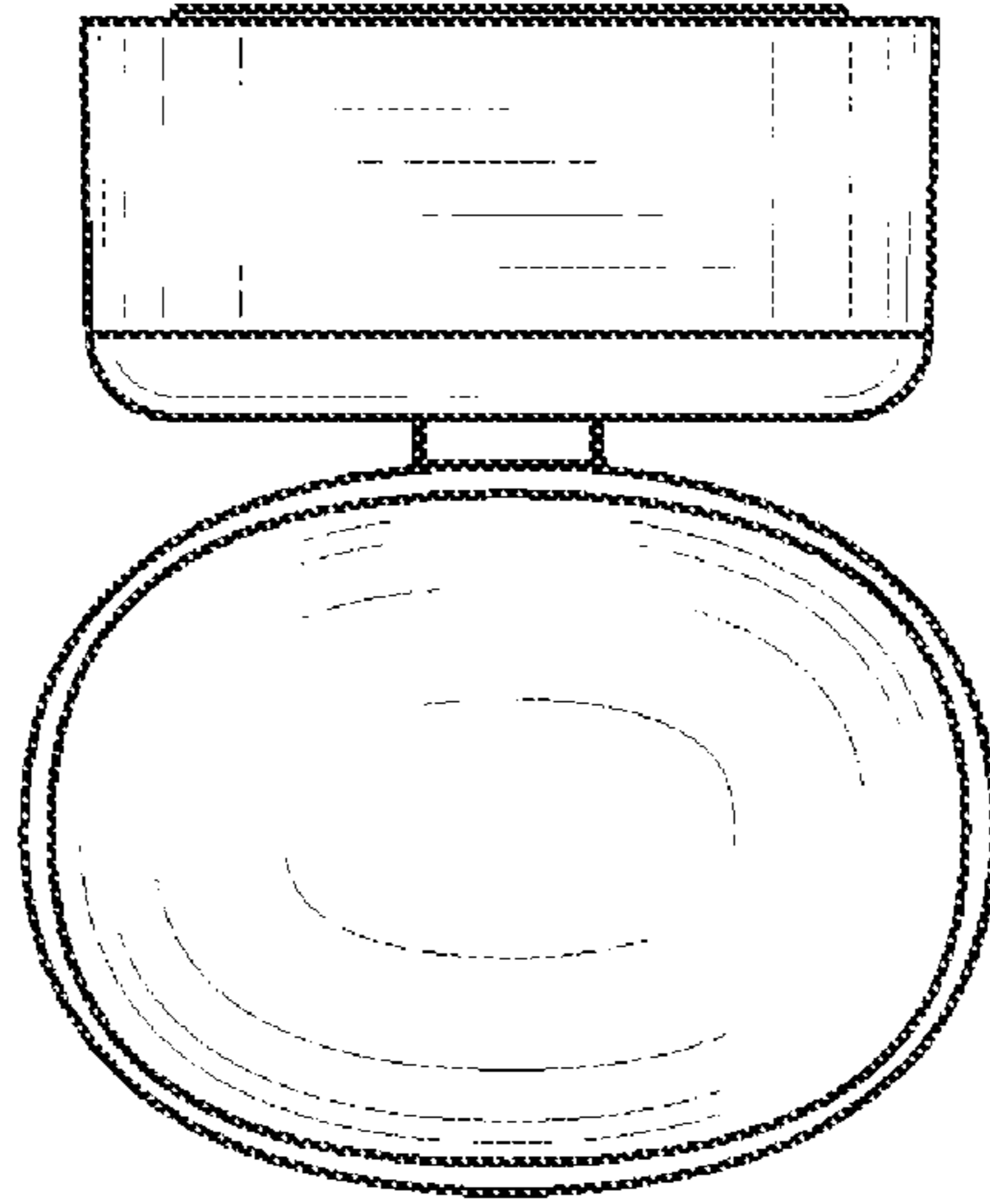


FIG. 6

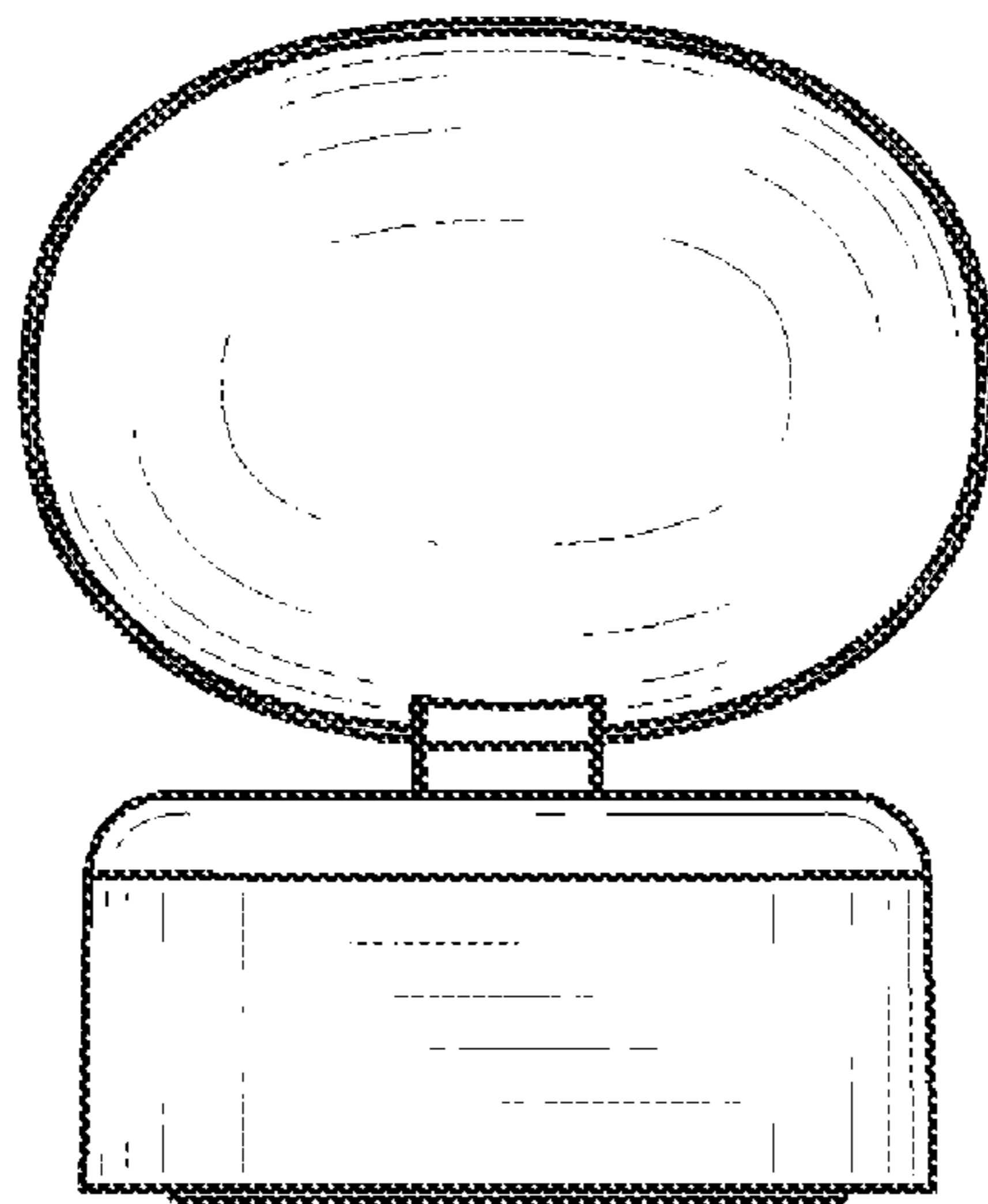


FIG. 7