



US00D634046S

(12) **United States Design Patent**
Sabernig

(10) **Patent No.:** **US D634,046 S**

(45) **Date of Patent:** **** Mar. 8, 2011**

(54) **LIGHT FIXTURE**

(75) Inventor: **Robert Sabernig**, Munster (AT)

(73) Assignee: **EGLO Leuchten GmbH**, Innsbruck (AT)

(**) Term: **14 Years**

(21) Appl. No.: **29/360,437**

(22) Filed: **Apr. 26, 2010**

(51) **LOC (9) Cl.** **26-03**

(52) **U.S. Cl.** **D26/84; D26/90**

(58) **Field of Classification Search** D26/84-92,
D26/120, 128; 362/147, 404-408, 431, 432
See application file for complete search history.

(56) **References Cited**

U.S. PATENT DOCUMENTS

D62,582 S *	6/1923	Pfleager	D26/88
D72,314 S *	3/1927	Frost	D26/88
D72,909 S *	6/1927	Moore	D26/88
D76,172 S *	8/1928	Wolter	D26/88
D399,330 S *	10/1998	Geier et al.	D26/88
D446,337 S *	8/2001	Benghozi	D26/86
D461,583 S *	8/2002	Hsu	D26/90
D585,583 S *	1/2009	Campbell	D26/88
D617,030 S *	6/2010	Sabernig	D26/84
D620,184 S *	7/2010	Sabernig	D26/88
D620,629 S *	7/2010	Sabernig	D26/84

* cited by examiner

Primary Examiner—Clare E Heflin

(74) *Attorney, Agent, or Firm*—Baker & McKenzie LLP

(57) **CLAIM**

The ornamental design for a light fixture, as shown and described.

DESCRIPTION

FIG. 1 is a perspective view of a light fixture in accordance with my design;

FIG. 2 is top plan view of the light fixture in accordance with my design;

FIG. 3 is a front elevation view of the light fixture in accordance with my design;

FIG. 4 is a bottom plan view of the light fixture in accordance with my design;

FIG. 5 is a back elevation view of the light fixture in accordance with my design;

FIG. 6 is a side elevation view of the light fixture in accordance with my design; and,

FIG. 7 is an opposite side elevation view of the light fixture in accordance with my design.

The portions of the light fixture shown broken away in FIGS. 1-7 are to depict indeterminate length.

The broken-line disclosure of elements is understood to represent portions of the article in which the design is embodied, but which form no part of the claimed design.

Features of the design include the shape and configuration of the article and the pattern and ornament applied to the article as shown in the draftsman's representations.

1 Claim, 3 Drawing Sheets





Fig.1

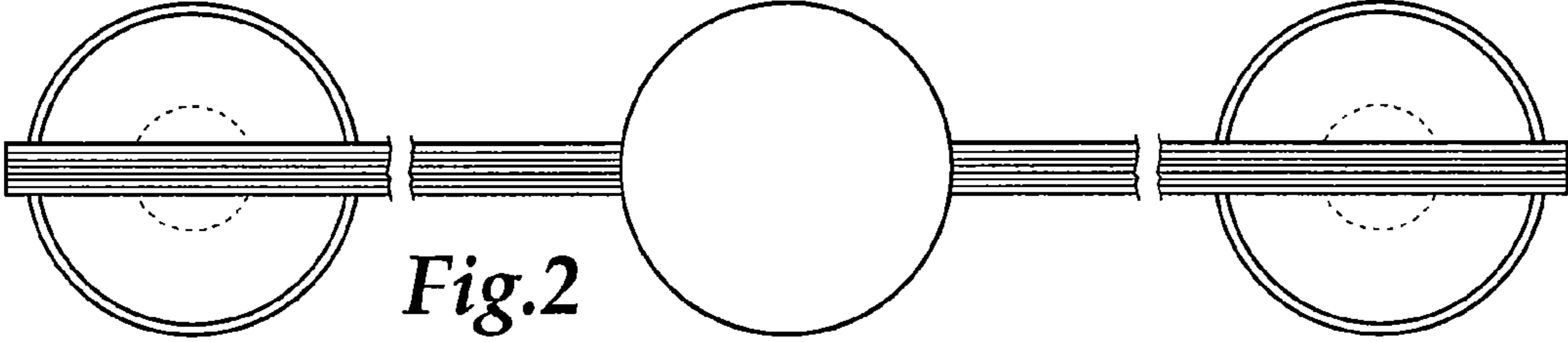


Fig.2



Fig.3

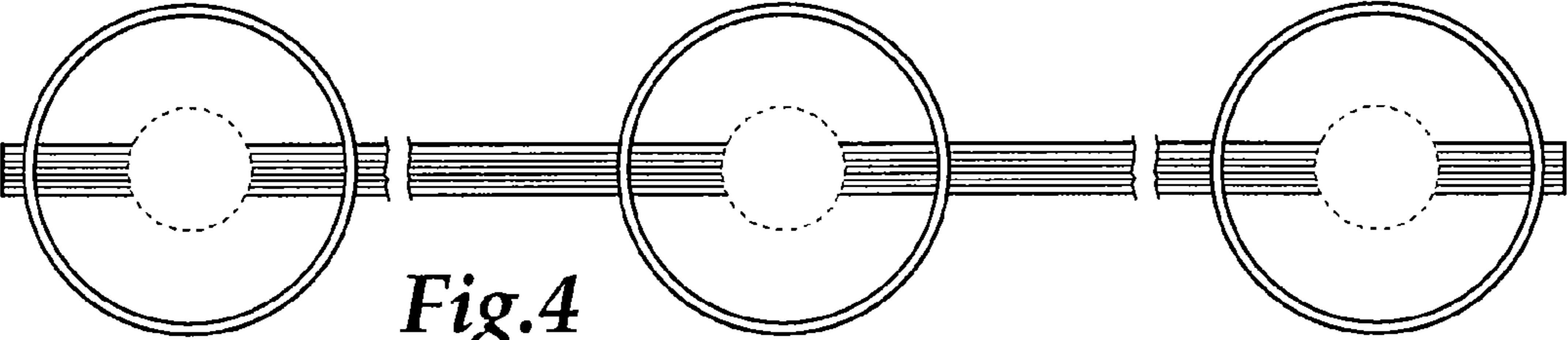


Fig.4



Fig. 7




Fig. 6




Fig. 5