

US00D634044S

(12) **United States Design Patent**
Eichelberger et al.

(10) **Patent No.:** **US D634,044 S**
(45) **Date of Patent:** **** Mar. 8, 2011**

(54) **ADJUSTABLE LIGHT**

(75) Inventors: **Cleatis A. Eichelberger**, Mt. Laurel, NJ (US); **Gregory Janice**, Shamong, NJ (US); **Ken Zorovich**, Hoboken, NJ (US); **Yos Kumthampinij**, Edgewater, NJ (US)

(73) Assignee: **Princeton Tectonics, Inc.**, Bordentown, NJ (US)

(**) Term: **14 Years**

(21) Appl. No.: **29/354,733**

(22) Filed: **Jan. 28, 2010**

(51) **LOC (9) Cl.** **26-05**

(52) **U.S. Cl.** **D26/62**

(58) **Field of Classification Search** D26/43,
D26/44, 61-66, 39, 103; 362/98, 99, 269,
362/270, 277, 278, 282, 285, 287, 288, 311.02,
362/413, 368-372, 418, 419, 428-430, 220,
362/103, 105, 106

See application file for complete search history.

(56) **References Cited**

U.S. PATENT DOCUMENTS

D386,272	S	*	11/1997	Brown	D26/62
D392,404	S	*	3/1998	Brown	D26/62
D498,321	S	*	11/2004	Terry	D26/60
7,125,139	B2		10/2006	Kumthampinij		
D563,581	S	*	3/2008	Niu	D26/62

* cited by examiner

Primary Examiner — Susan M Lee

Assistant Examiner — Linda G. Brooks

(74) *Attorney, Agent, or Firm* — Howson & Howson LLP

(57) **CLAIM**

The ornamental design for an adjustable light, as shown and described.

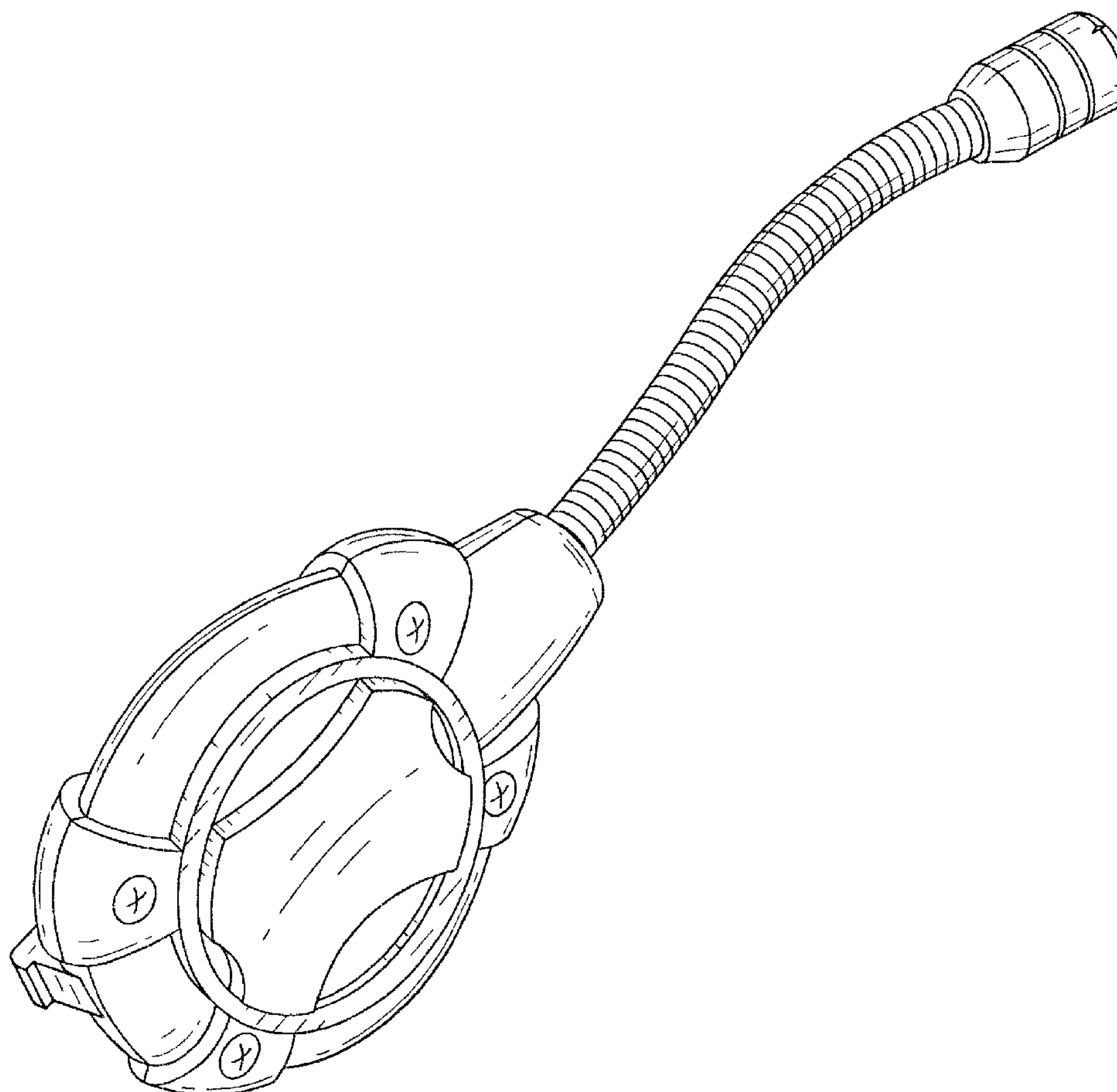
DESCRIPTION

FIG. 1 is a perspective view of the front, left, and top sides of an adjustable light showing my new design;

FIG. 2 is a perspective view of the back, right and top sides thereof; and,

FIG. 3 is a bottom plan view thereof.

1 Claim, 3 Drawing Sheets



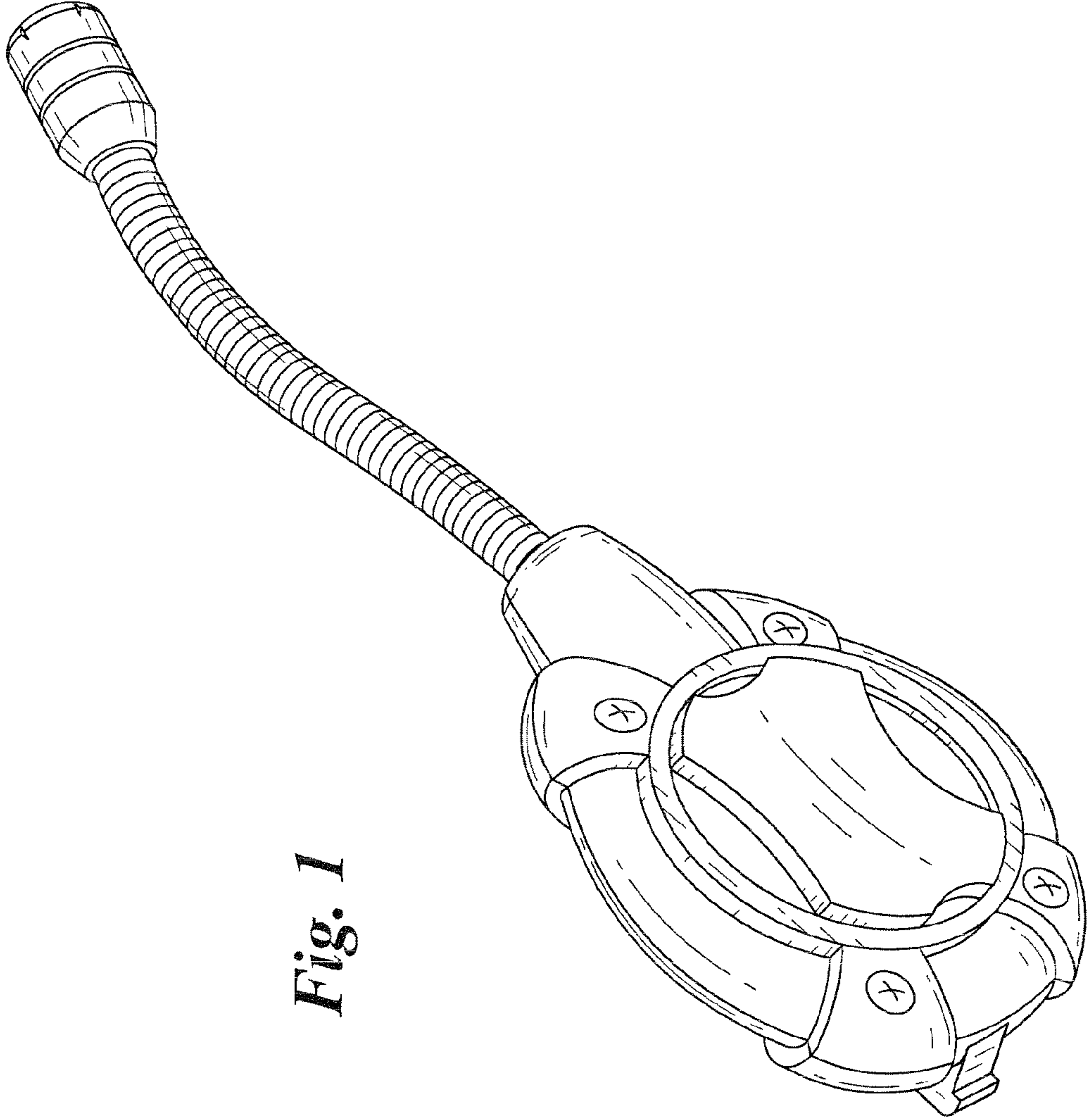


Fig. 1

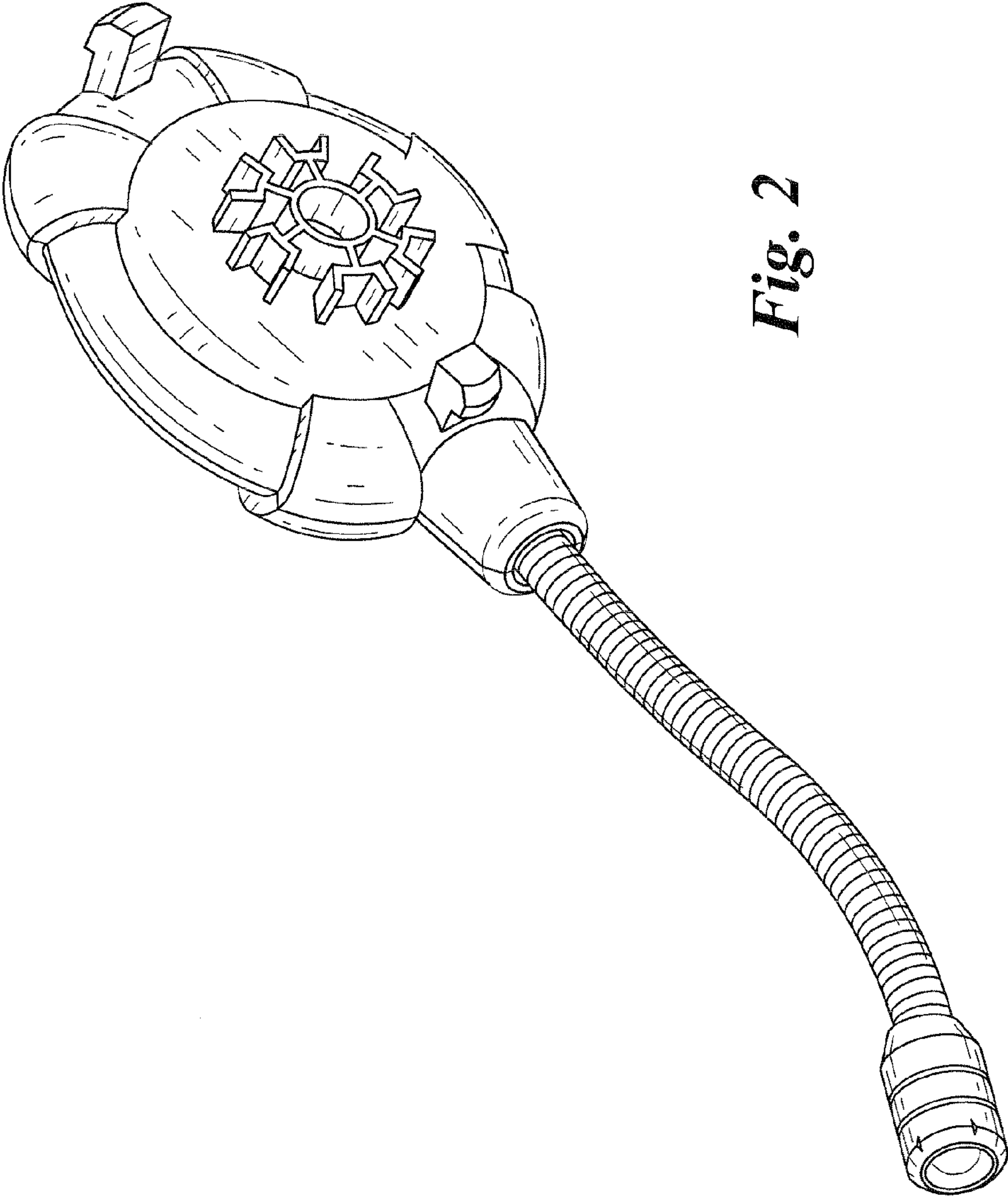


Fig. 2

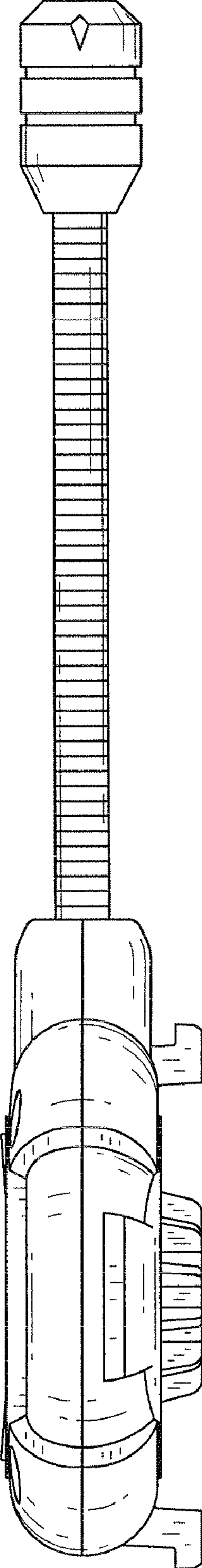


Fig. 3