



US00D634043S

(12) **United States Design Patent**
Oppizzi

(10) **Patent No.:** **US D634,043 S**

(45) **Date of Patent:** **** Mar. 8, 2011**

(54) **LAMP AND PHOTOVOLTAIC DEVICE**

(75) **Inventor:** **Daniele Oppizzi**, Neuchatel (CH)

(73) **Assignee:** **ILAND Green Technologies SA**,
Neuchatel (CH)

(**) **Term:** **14 Years**

(21) **Appl. No.:** **29/338,935**

(22) **Filed:** **Jun. 22, 2009**

(51) **LOC (9) Cl.** **26-02**

(52) **U.S. Cl.** **D26/38; D13/102**

(58) **Field of Classification Search** D26/37,
D26/42, 38, 51; D13/102, 103, 110, 184,
D13/199, 112; 136/206, 244, 245; 320/101
See application file for complete search history.

(56) **References Cited**

U.S. PATENT DOCUMENTS

D217,065	S	*	3/1970	Gugelot et al.	D26/37
3,802,920	A	*	4/1974	Salles et al.	136/244
D254,686	S	*	4/1980	Riley	D13/102
D260,976	S	*	9/1981	Emmerling et al.	D10/114
4,636,579	A	*	1/1987	Hanak et al.	136/245
5,066,338	A	*	11/1991	Meyers	136/244
D345,727	S	*	4/1994	Flowers et al.	D13/103
5,605,769	A	*	2/1997	Toms	429/9
D400,160	S	*	10/1998	Nagano	D13/103
D420,973	S	*	2/2000	Kalarney	D13/102
D439,878	S	*	4/2001	Ark et al.	D13/103
D446,325	S	*	8/2001	Guerrieri	D26/37
D447,584	S	*	9/2001	Guerrieri	D26/37
D456,353	S	*	4/2002	Shown et al.	D13/110
D464,934	S	*	10/2002	Chen	D13/110
D471,862	S	*	3/2003	Kasahara et al.	D13/103

D533,500	S	*	12/2006	Wang	D13/110
D544,117	S	*	6/2007	Coushaine	D26/37
D548,382	S	*	8/2007	Akerberg	D26/42
D552,277	S	*	10/2007	Chue	D26/37
D567,977	S	*	4/2008	Jianwei	D26/42
D567,978	S	*	4/2008	Jianwei	D26/42
D574,741	S	*	8/2008	Gadsden	D10/114
D598,151	S	*	8/2009	McGraw	D26/49
D598,844	S	*	8/2009	Harrison et al.	D13/103
D599,045	S	*	8/2009	Castellucci et al.	D26/37
2005/0265035	A1	*	12/2005	Brass et al.	362/451
2007/0013340	A1	*	1/2007	Mattichak	320/101
2008/0152482	A1	*	6/2008	Patel	415/121.3
2010/0008082	A1	*	1/2010	Brass et al.	362/202
2010/0102772	A1	*	4/2010	Smith	320/101

* cited by examiner

Primary Examiner — Charles A Rademaker

Assistant Examiner — Carissa C Fitts

(74) *Attorney, Agent, or Firm* — Blank Rome LLP


(57) **CLAIM**

The ornamental design for a lamp and photovoltaic device, as shown and described.

DESCRIPTION

FIG. 1 is a front view of the lamp and photovoltaic device showing my new design;
FIG. 2 is a left side view thereof;
FIG. 3 is a rear view thereof;
FIG. 4 is a right side view thereof;
FIG. 5 is a right side view thereof;
FIG. 6 is a right side perspective view thereof;
FIG. 7 is a bottom view thereof shown on an enlarged scale;
and,
FIG. 8 is a top view thereof.

1 Claim, 2 Drawing Sheets






Fig. 1




Fig. 2




Fig. 3




Fig. 4




Fig. 5




Fig. 6

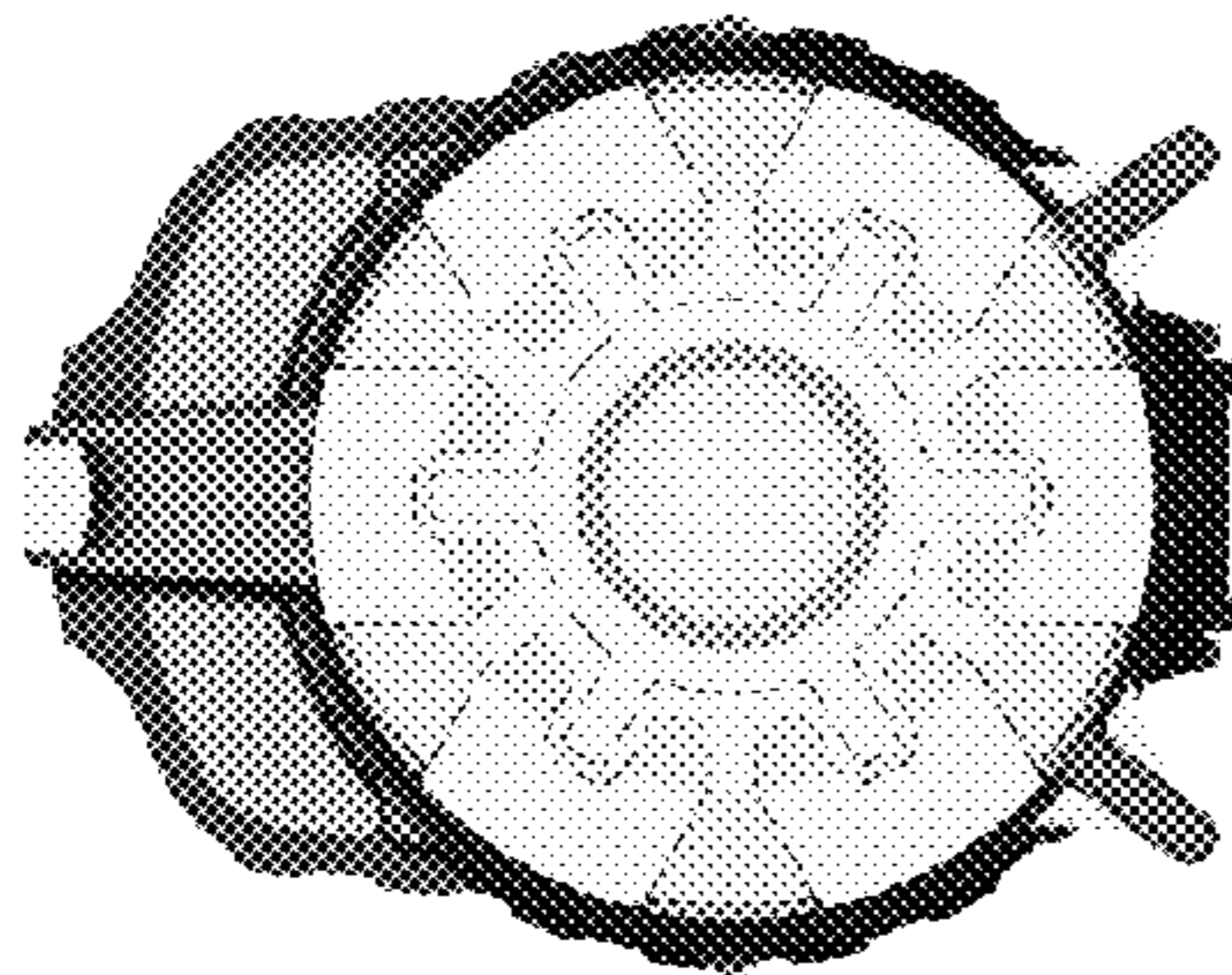


Fig. 7

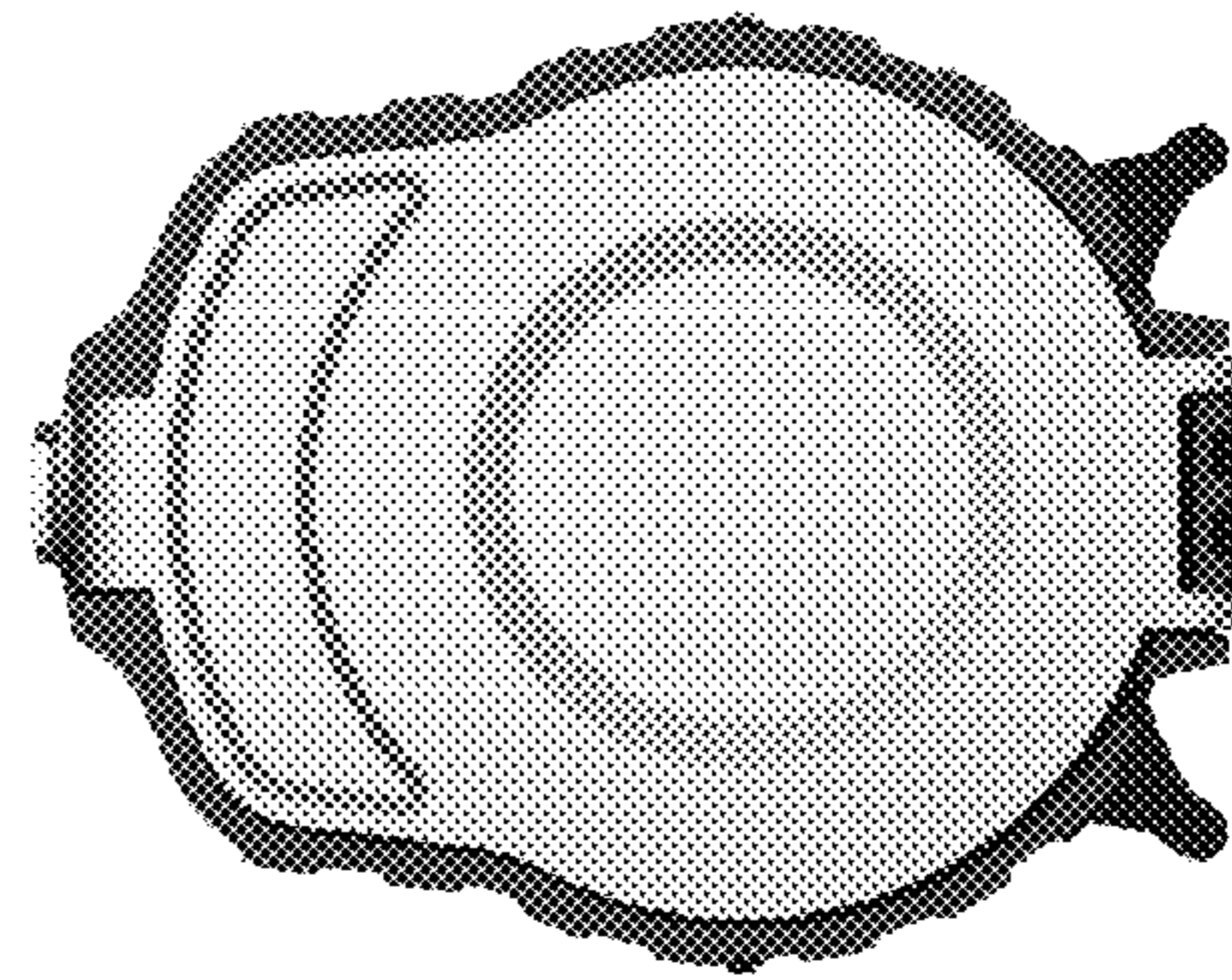


Fig. 8