



US00D634028S

(12) **United States Design Patent**
Mugge et al.

(10) **Patent No.:** **US D634,028 S**
(45) **Date of Patent:** **** Mar. 8, 2011**

(54) **SCULPTED CAP BLOCK**

FOREIGN PATENT DOCUMENTS

(75) Inventors: **Jimmie L. Mugge**, Inver Grove Heights, MN (US); **Jay J. Johnson**, Star Prairie, WI (US)

WO WO 03/060251 A1 7/2003

(73) Assignee: **Anchor Wall Systems, Inc.**, Minnetonka, MN (US)

Primary Examiner—T. Chase Nelson

Assistant Examiner—Anhdao Doan

(**) Term: **14 Years**

(74) *Attorney, Agent, or Firm*—Merchant & Gould P.C.

(21) Appl. No.: **29/370,328**

(57) **CLAIM**

(22) Filed: **Jun. 30, 2010**

The ornamental design for a sculpted cap block, as shown and described.

(51) **LOC (9) Cl.** **25-01**

(52) **U.S. Cl.** **D25/113**

(58) **Field of Classification Search** D25/102,
D25/112–118, 136, 138, 151, 152, 162, 164;
D21/484–491, 499–502; 405/16, 17, 33,
405/35, 286; 52/503–505, 574, 575, 596–612,
52/435, 475.19; 404/29–31, 34

See application file for complete search history.

DESCRIPTION

FIG. 1 is a front view of an embodiment of a cap block embodying our new design;

FIG. 2 is a rear view of the cap block of FIG. 1, the portions shown in broken lines forming no part of the design sought to be patented;

FIG. 3 is a right side view of the cap block of FIG. 1, the portions shown in broken lines forming no part of the design sought to be patented;

FIG. 4 is a left side view of the cap block of FIG. 1, the portions shown in broken lines forming no part of the design sought to be patented;

FIG. 5 is a top view of the cap block shown in FIG. 1, the portions shown in broken lines forming no part of the design sought to be patented;

FIG. 6 is a bottom view of the cap block of FIG. 1, the portions shown in broken lines forming no part of the design sought to be patented; and,

FIG. 7 is a front perspective view of the cap block depicted in FIG. 1, the portions shown in broken lines forming no part of the design sought to be patented.

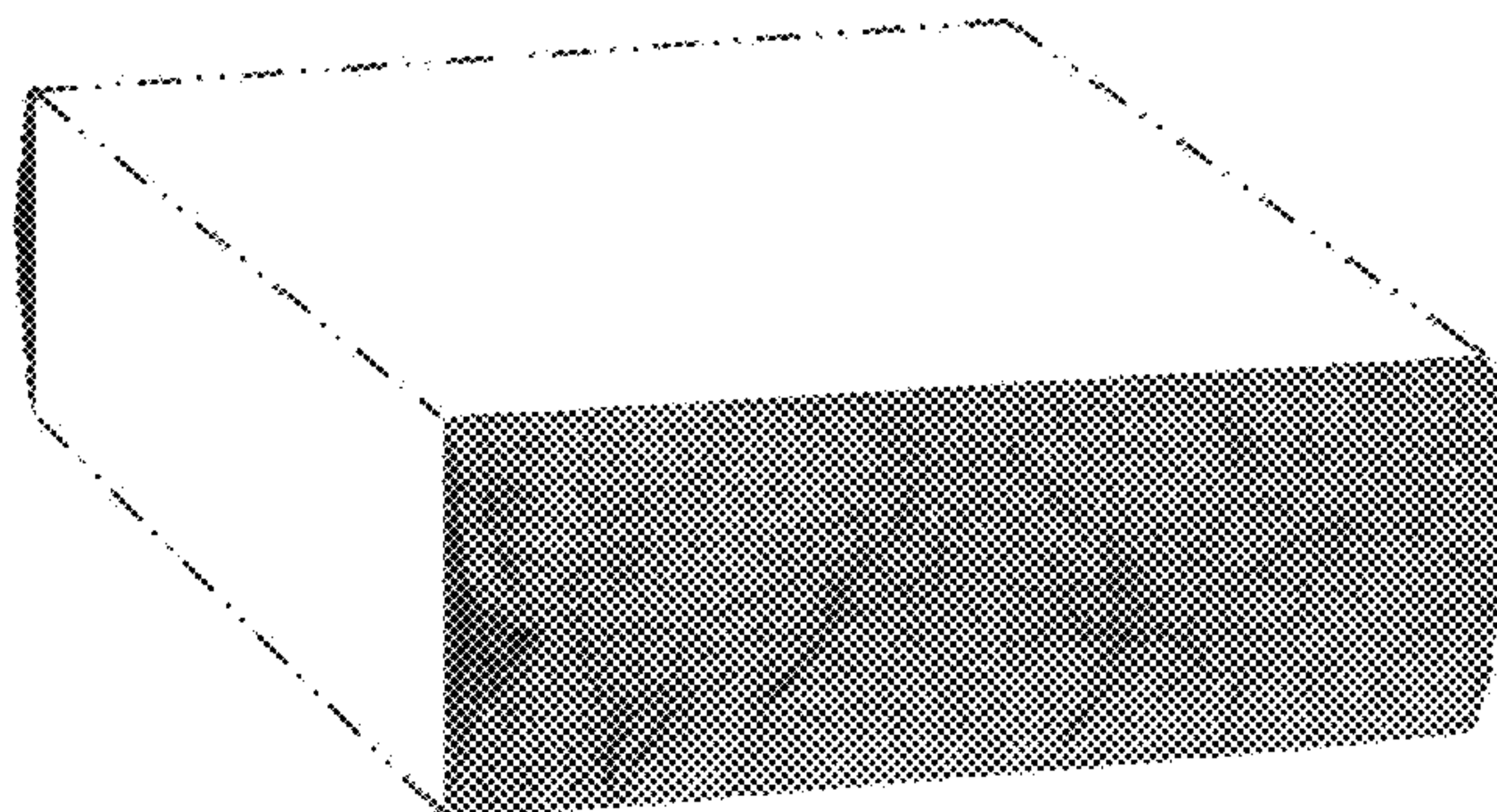
(56) **References Cited**

U.S. PATENT DOCUMENTS

1,751,272	A	3/1930	Forman	
2,313,363	A	3/1943	Schmitt	
2,819,495	A	1/1958	Krausz	
5,017,049	A	5/1991	Sievert	
D319,885	S	9/1991	Blomquist et al.	
D321,060	S	10/1991	Blomquist et al.	
5,183,616	A	2/1993	Hedrick	
D341,215	S	11/1993	Blomquist et al.	
D352,789	S *	11/1994	Adam D25/113
D429,004	S	8/2000	Strand et al.	
D436,186	S	1/2001	Boone	
D437,422	S	2/2001	Bolles et al.	
D466,229	S *	11/2002	Risi et al. D25/113
D481,767	S	11/2003	May et al.	
D482,133	S	11/2003	Scherer et al.	
D486,246	S	2/2004	Manthei	

(Continued)

1 Claim, 7 Drawing Sheets



US D634,028 S

Page 2

U.S. PATENT DOCUMENTS

6,921,231 B2	7/2005	Rainey et al.			
D513,805 S *	1/2006	Scherer et al.	D25/113		
D518,578 S *	4/2006	Mugge et al.	D25/113		
D529,195 S	9/2006	Mugge			
				D586,478 S	2/2009 Price et al.
				2003/0126821 A1	7/2003 Scherer et al.
				2005/0120670 A1 *	6/2005 Ness et al. 52/745.19
				2006/0110223 A1	5/2006 Dawson et al.

* cited by examiner

FIG. 1




FIG. 2




FIG. 3




FIG. 4



FIG. 5




FIG. 6


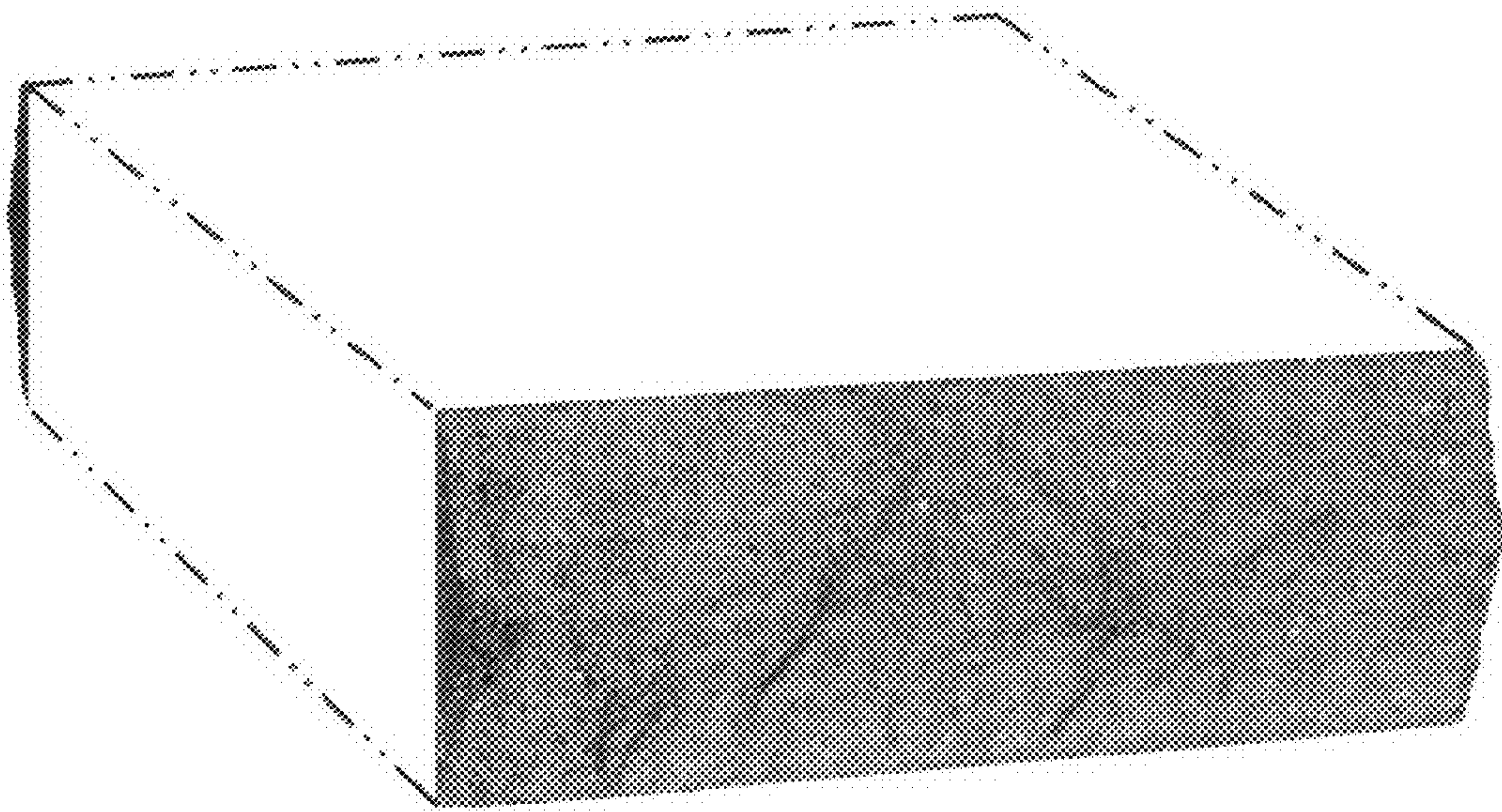


FIG. 7



UNITED STATES PATENT AND TRADEMARK OFFICE
CERTIFICATE OF CORRECTION

PATENT NO. : D634,028 S
APPLICATION NO. : 29/370328
DATED : March 8, 2011
INVENTOR(S) : Mugge et al.

Page 1 of 1

It is certified that error appears in the above-identified patent and that said Letters Patent is hereby corrected as shown below:

Title Page, insert

-- (63) Related U.S. Application Data

Division of application No. 29/307,427 filed on Apr. 18, 2008, now Pat. No. D621,069. --

Signed and Sealed this
Twenty-ninth Day of November, 2011

A handwritten signature in black ink that reads "David J. Kappos". The signature is written in a cursive style with a large initial "D" and "K".

David J. Kappos
Director of the United States Patent and Trademark Office