



US00D634023S

(12) **United States Design Patent**
Wei

(10) **Patent No.:** **US D634,023 S**
(45) **Date of Patent:** **** *Mar. 8, 2011**

(54) **MEDICAL TESTING DEVICE**

(75) Inventor: **He X. Wei**, Hangzhou (CN)

(73) Assignee: **Inverness Medical Switzerland GmbH**
(CH)

(*) Notice: This patent is subject to a terminal disclaimer.

(**) Term: **14 Years**

(21) Appl. No.: **29/297,420**

(22) Filed: **Nov. 9, 2007**

(30) **Foreign Application Priority Data**

May 11, 2007 (CN) 2007 3 0116163

(51) **LOC (9) Cl.** **24-01**

(52) **U.S. Cl.** **D24/223**

(58) **Field of Classification Search** D24/216-230;
422/64, 102, 56, 58, 61, 63; 356/246; D10/81,
D10/103

See application file for complete search history.

(56) **References Cited**

U.S. PATENT DOCUMENTS

D361,842 S * 8/1995 Nazareth et al. D24/225
D369,868 S * 5/1996 Nazareth et al. D24/225
D383,549 S * 9/1997 Arnett et al. D24/223

D390,667 S * 2/1998 Nazareth D24/223
D391,373 S * 2/1998 Shartle D24/224
D426,313 S * 6/2000 Woolston et al. D24/223
D432,244 S * 10/2000 Anderson et al. D24/223
D531,735 S * 11/2006 Lee et al. D24/223

* cited by examiner

Primary Examiner — Louis S Zarfes

Assistant Examiner — Anhdao Doan

(74) *Attorney, Agent, or Firm* — Wilson Sonsini Goodrich & Rosati

(57) **CLAIM**

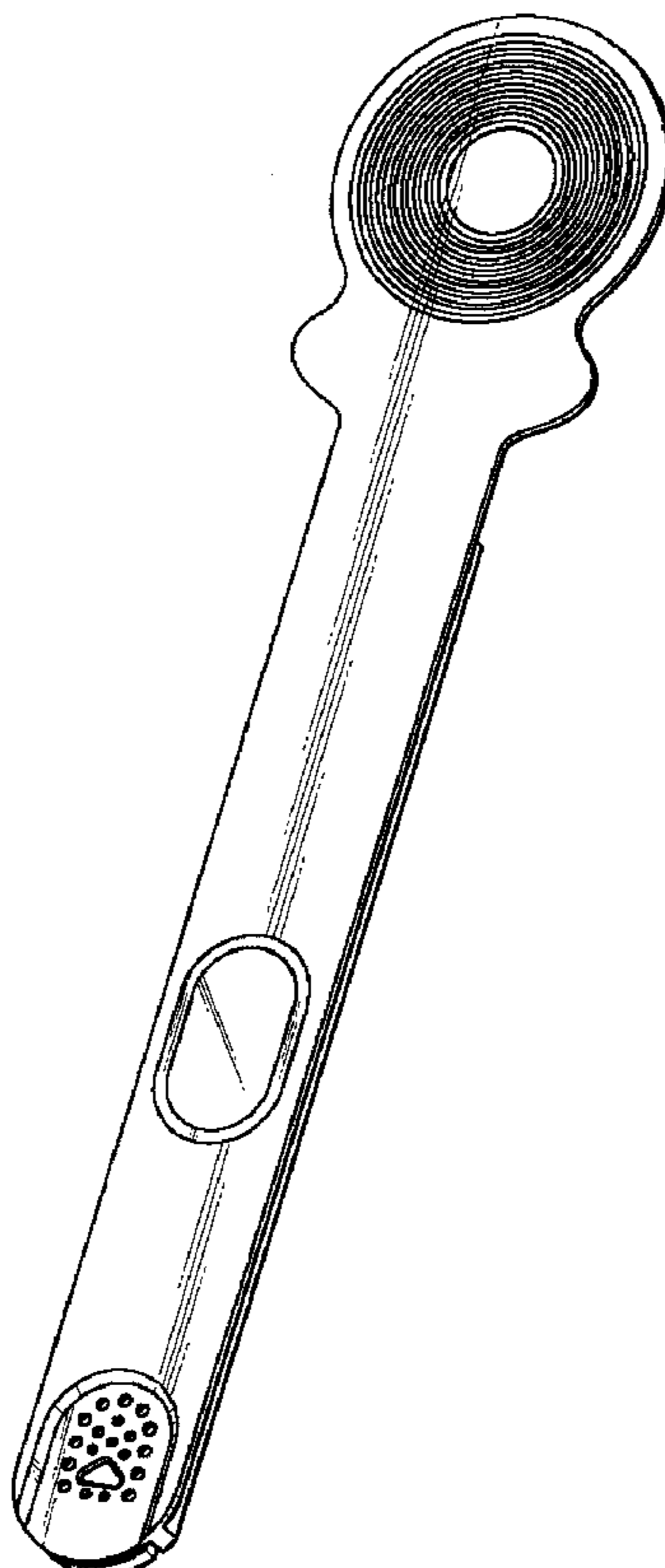
The ornamental design for a medical testing device, as shown and described.

DESCRIPTION

FIG. 1 is a perspective view of a medical testing device; FIG. 2 is a front end view of the medical testing device of FIG. 1; FIG. 3 is a rear end view of the medical testing device of FIG. 1; FIG. 4 is a bottom view of the medical testing device of FIG. 1; FIG. 5 is a top view of the medical testing device of FIG. 1; and, FIG. 6 is a right side view of the medical testing device of FIG. 1.

The broken lines in FIG. 3 are included for the purpose of illustrating portions of the medical testing that form no part of the claimed design

1 Claim, 4 Drawing Sheets



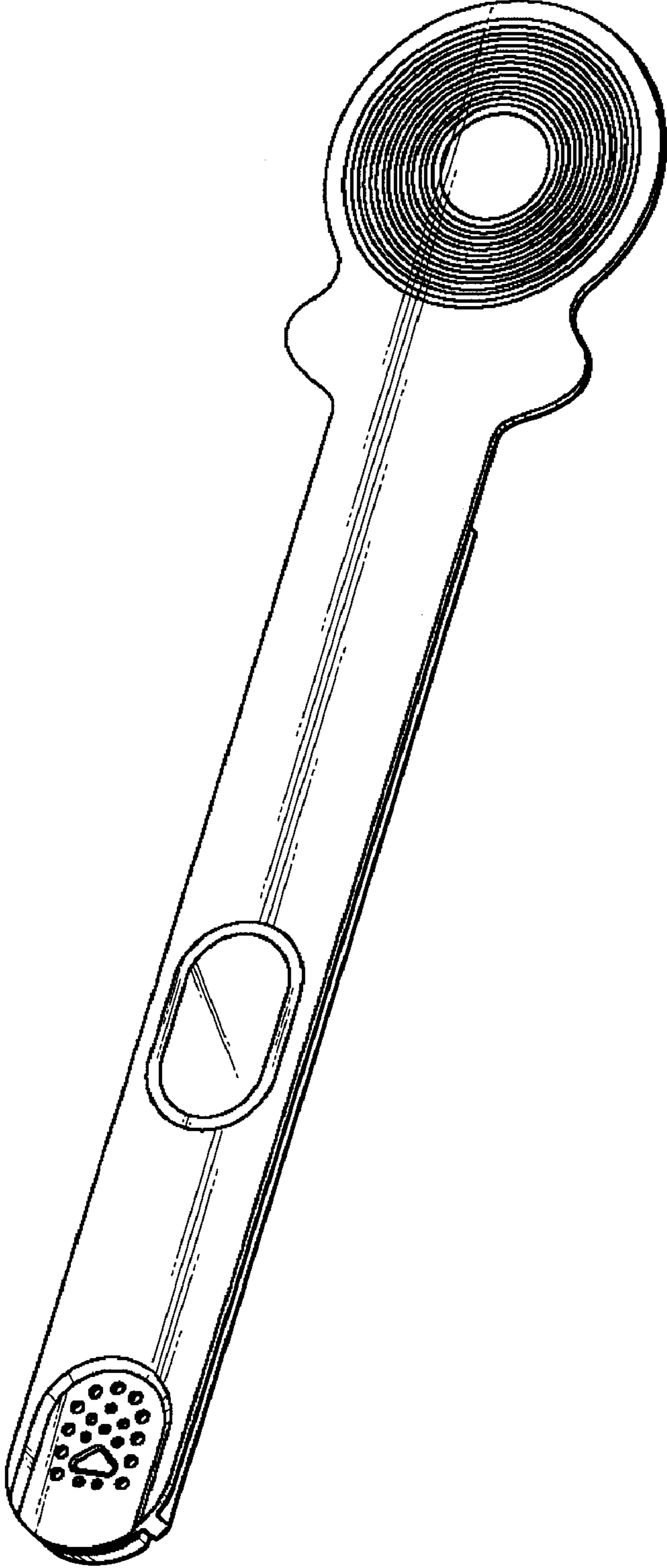


FIG. 1

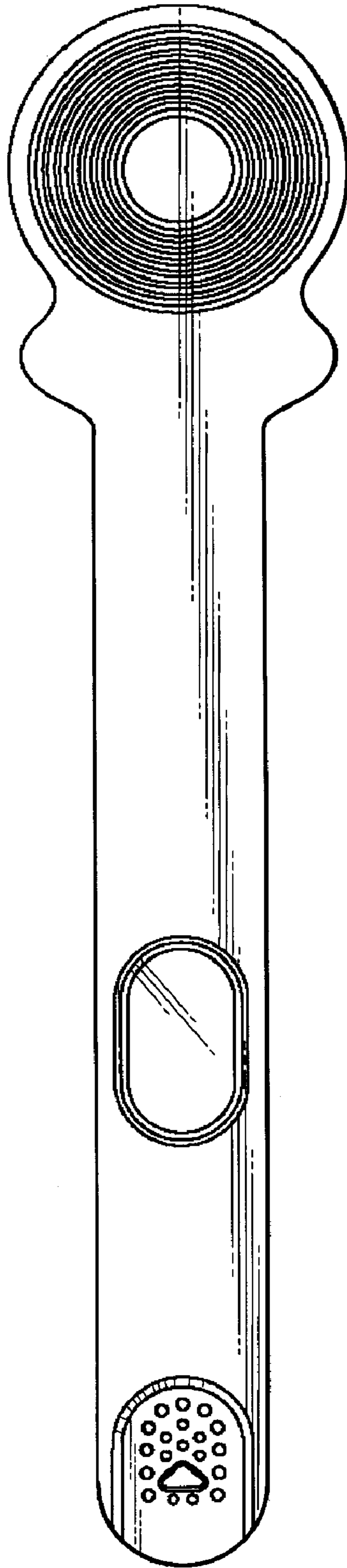


FIG. 2

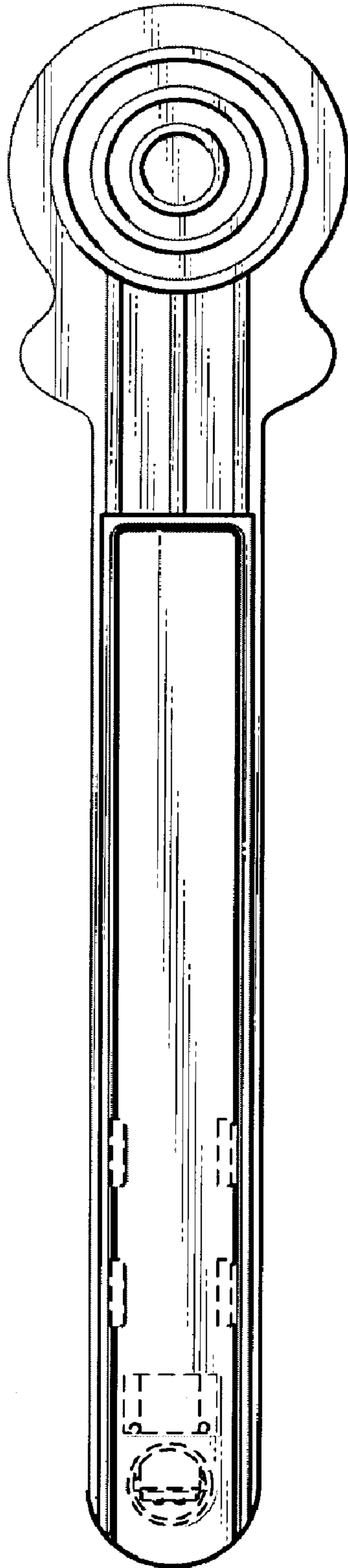


FIG. 3

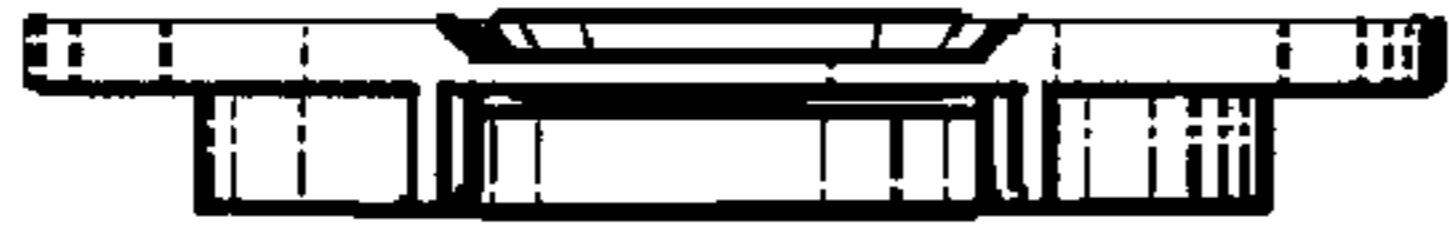


FIG. 4




FIG. 5



FIG. 6