



US00D634018S

(12) **United States Design Patent**
Brotsky

(10) **Patent No.:** **US D634,018 S**

(45) **Date of Patent:** **** *Mar. 8, 2011**

(54) **FABRIC TEETHING IMPLEMENT**

(76) **Inventor:** **Theressa Brotsky, Victoria (CA)**

(*) **Notice:** This patent is subject to a terminal disclaimer.

(**) **Term:** **14 Years**

(21) **Appl. No.:** **29/320,146**

(22) **Filed:** **Jun. 20, 2008**

(51) **LOC (9) Cl.** **24-04**

(52) **U.S. Cl.** **D24/194; D30/160**

(58) **Field of Classification Search** D24/193-199;
D30/160; D21/443, 624, 650, 681, 694,
D21/707, 711; D1/199; D2/871; 119/702,
119/707-710; 606/234-236; 446/46, 71,
446/184, 325, 369, 409; 473/575; 601/38,
601/118, 120, 129; 482/85, 122; D6/601;
5/645

See application file for complete search history.

(56) **References Cited**

U.S. PATENT DOCUMENTS

2,037,355	A *	4/1936	Vogt	426/646
D195,167	S *	5/1963	Glen	D30/160
D221,559	S *	8/1971	Frifogle	D30/160
D241,819	S *	10/1976	Flecken	D9/609
4,223,636	A *	9/1980	Dishong	119/709
D257,200	S *	10/1980	LaRocca	D6/601
5,033,410	A *	7/1991	Sigurdsson	119/710
5,074,249	A *	12/1991	McMahon	119/709
D358,911	S *	5/1995	Hotta et al.	D30/160

D359,147	S *	6/1995	Hotta et al.	D30/160
5,531,666	A *	7/1996	Hung	601/129
D378,450	S *	3/1997	O'Rourke et al.	D30/160
5,706,762	A *	1/1998	Dokken	119/712
D432,741	S *	10/2000	Owens	D30/160
D441,585	S *	5/2001	Strauser	D6/599
D446,677	S *	8/2001	Hall et al.	D6/601
D479,369	S *	9/2003	Kirch	D30/160
D497,240	S *	10/2004	Tepper et al.	D1/199
D515,253	S *	2/2006	Viola	D30/160
D529,237	S *	9/2006	Piagentini	D30/118
D571,061	S *	6/2008	Nazimek	D30/160
D578,585	S *	10/2008	Bramble et al.	D21/698
7,543,550	B2 *	6/2009	Simpson	119/708
2006/0217027	A1 *	9/2006	Martuccio	446/46

* cited by examiner

Primary Examiner — Philip S Hyder

Assistant Examiner — Susan E Krakower

(74) *Attorney, Agent, or Firm* — Gordon Thomson

(57) **CLAIM**

The ornamental design for a fabric teething implement, as shown and described.

DESCRIPTION

FIG. 1 is a top and side perspective view of the design.

FIG. 2 is a top view of the design.

FIG. 3 is a right-side view of the design; and,

FIG. 4 is a bottom view of the design.

It is understood that the dashed lines within the claimed design indicate stitch lines, which form part of the claim.

My design is to be applied to a fabric teething implement to be used by children.

1 Claim, 4 Drawing Sheets

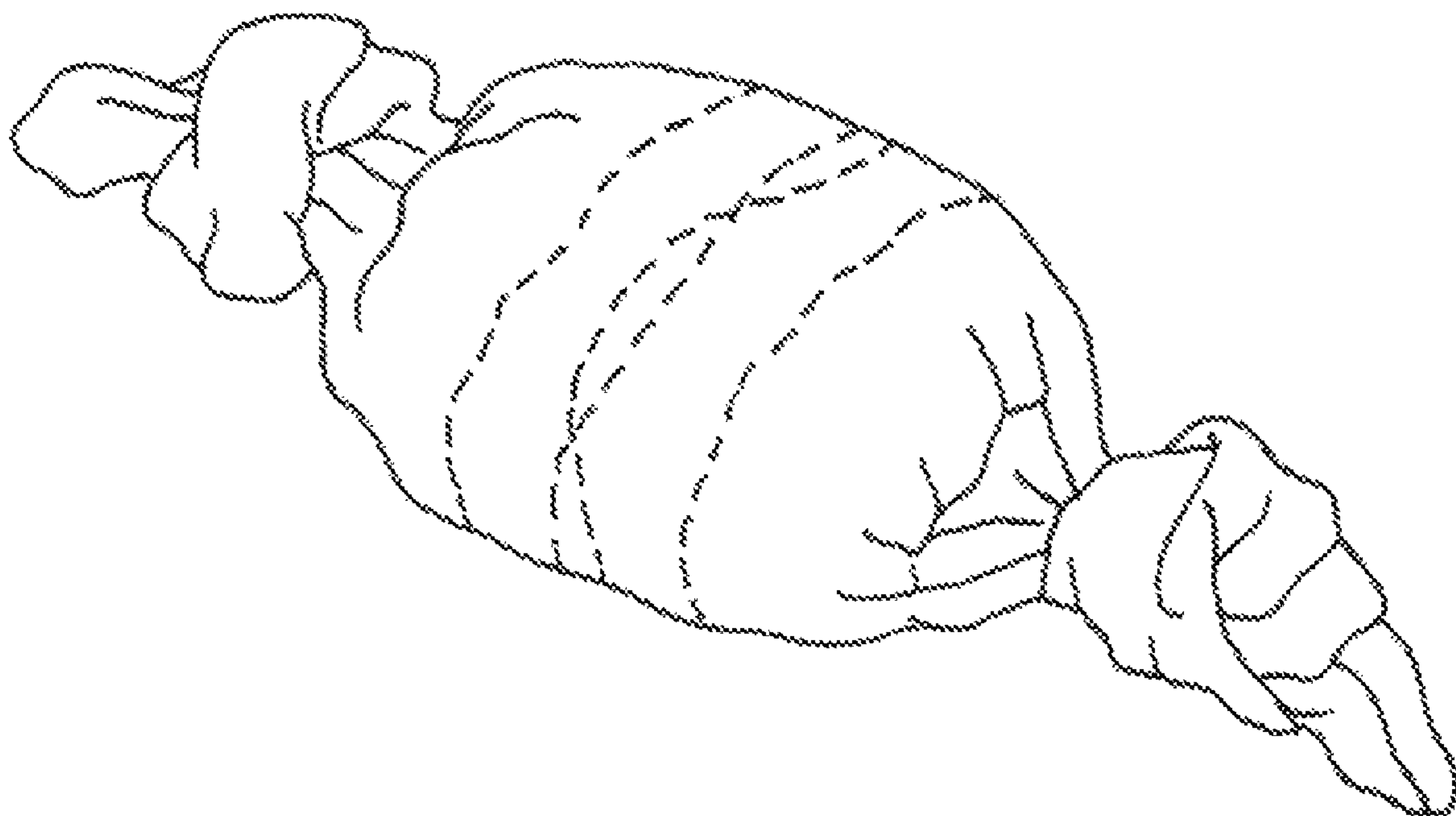


FIGURE 1

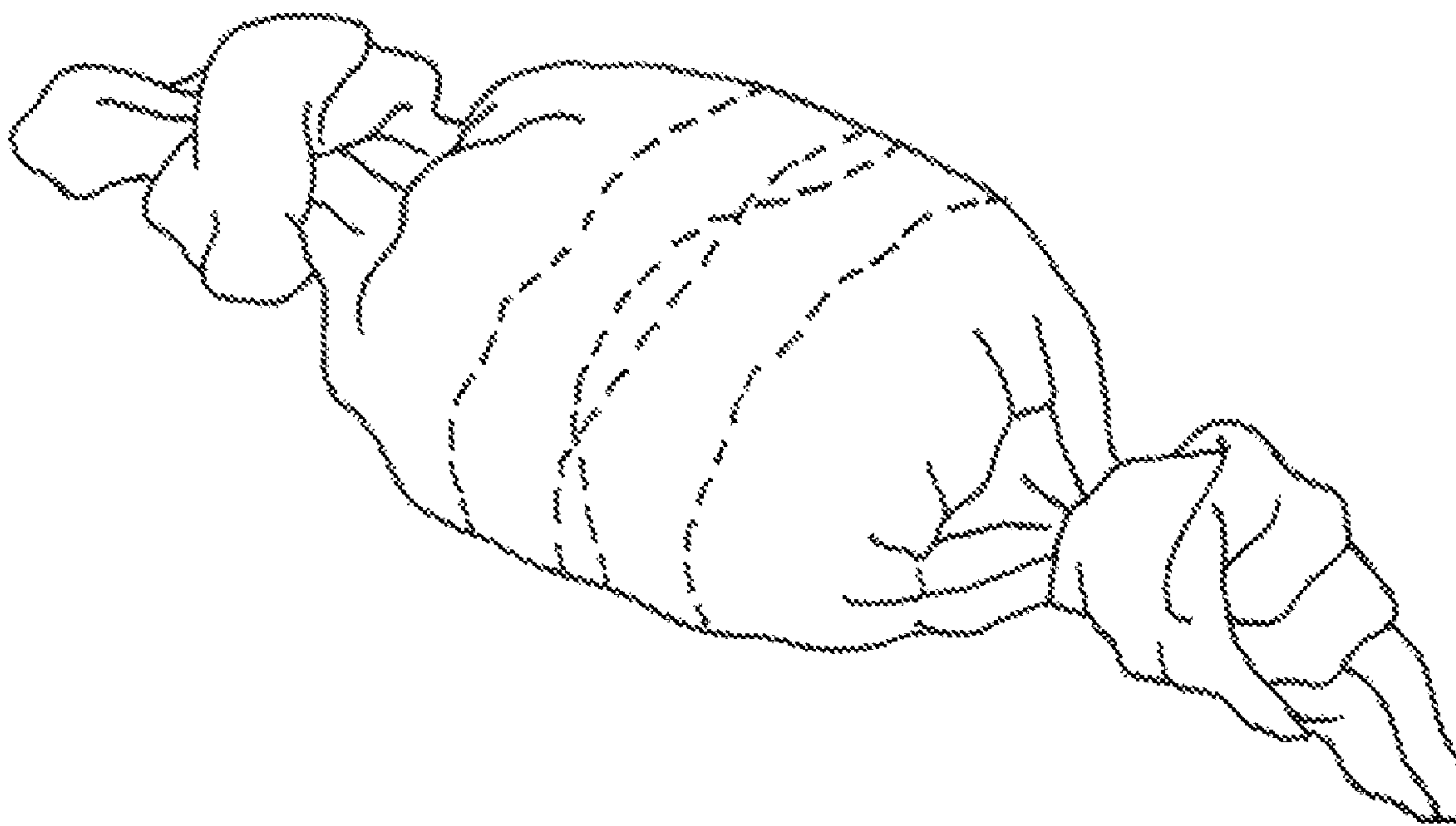


FIGURE 2

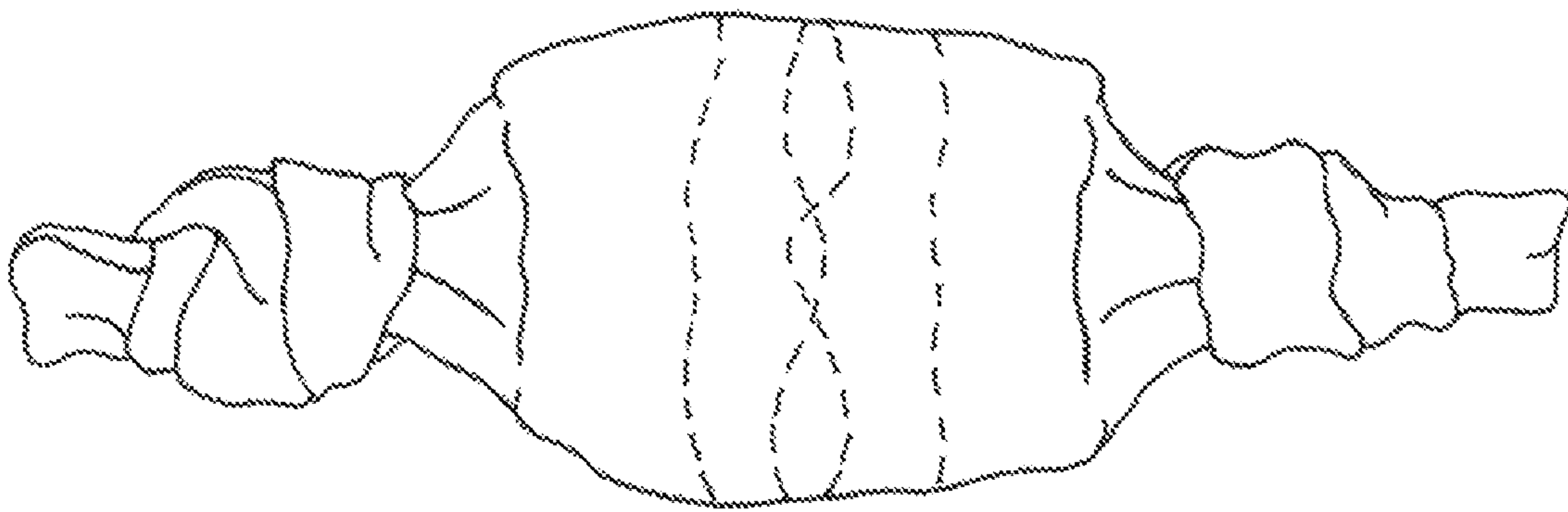


FIGURE 3

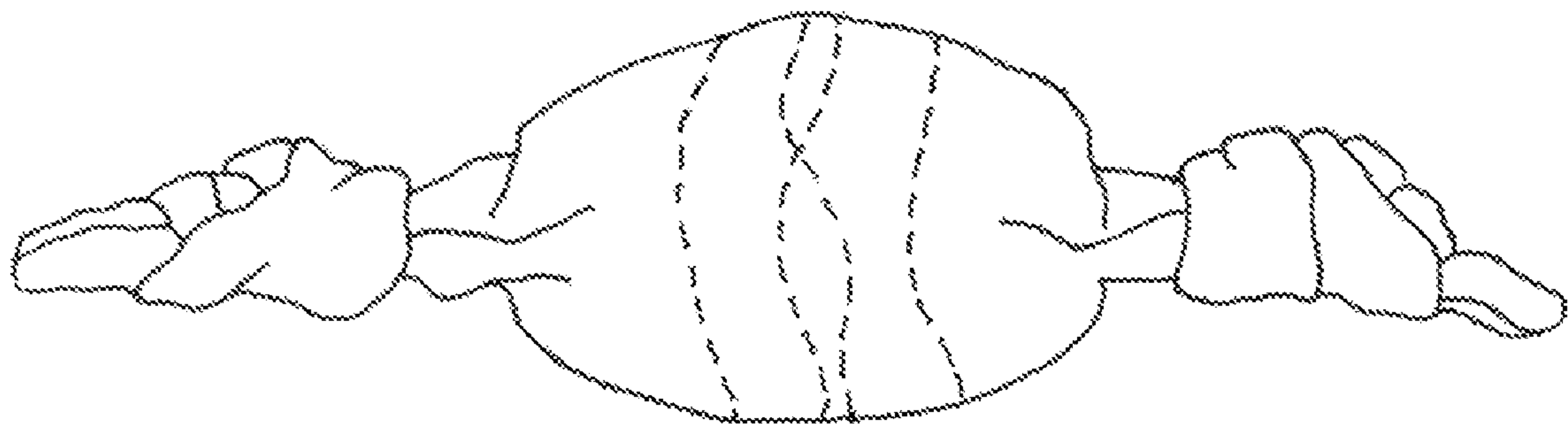


FIGURE 4

