



US00D634002S

(12) **United States Design Patent**
Laerdal et al.

(10) **Patent No.:** **US D634,002 S**
(45) **Date of Patent:** **** Mar. 8, 2011**

(54) **NASAL ASPIRATOR**

(75) Inventors: **Tore Laerdal**, Stavanger (NO); **Jens Petter Ianke**, Sola (NO); **Kjell Ove Korneliussen**, Sandnes (NO)

(73) Assignee: **Laerdal Medical AS**, Stavanger (NO)

(**) Term: **14 Years**

(21) Appl. No.: **29/356,159**

(22) Filed: **Feb. 19, 2010**

(30) **Foreign Application Priority Data**

Sep. 2, 2009 (NO) 20090446

(51) **LOC (9) Cl.** **24-01**

(52) **U.S. Cl.** **D24/111; D24/108**

(58) **Field of Classification Search** D24/108,
D24/110, 111, 195, 198, 208; 604/94.01,
604/73, 93.01, 275, 217; D9/602

See application file for complete search history.

(56) **References Cited**

U.S. PATENT DOCUMENTS

D4,773 S * 4/1871 Afferburg D9/602
2,549,392 A * 4/1951 Sheridan 446/267

D201,336 S * 6/1965 Nelson D24/198
D316,222 S * 4/1991 van der Heijden D9/602
D384,274 S * 9/1997 Tolpin D9/604
6,540,718 B1 * 4/2003 Wennek 604/94.01

* cited by examiner

Primary Examiner—Ian Simmons

Assistant Examiner—Charles D Hanson

(74) *Attorney, Agent, or Firm*—Winstead PC

(57) **CLAIM**

The ornamental design for nasal aspirator, as shown and described.

DESCRIPTION

FIG. 1 is a front-right perspective view of a nasal aspirator in accordance with our design;

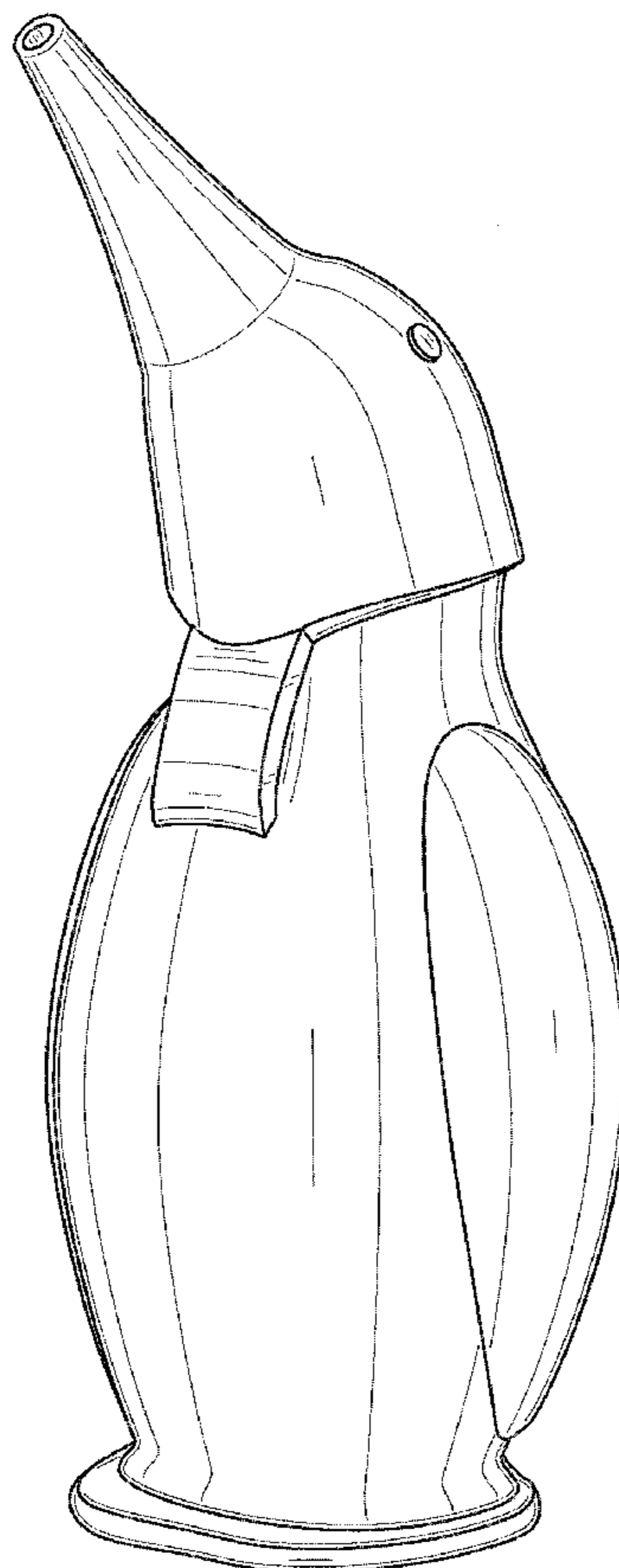
FIG. 2 is a left side perspective view of the nasal aspirator in accordance with our design;

FIG. 3 is a rear side perspective view of the nasal aspirator in accordance with our design;

FIG. 4 is a front side perspective view of the nasal aspirator in accordance with our design; and,

FIG. 5 is a right side perspective view of the nasal aspirator in accordance with our design.

1 Claim, 5 Drawing Sheets



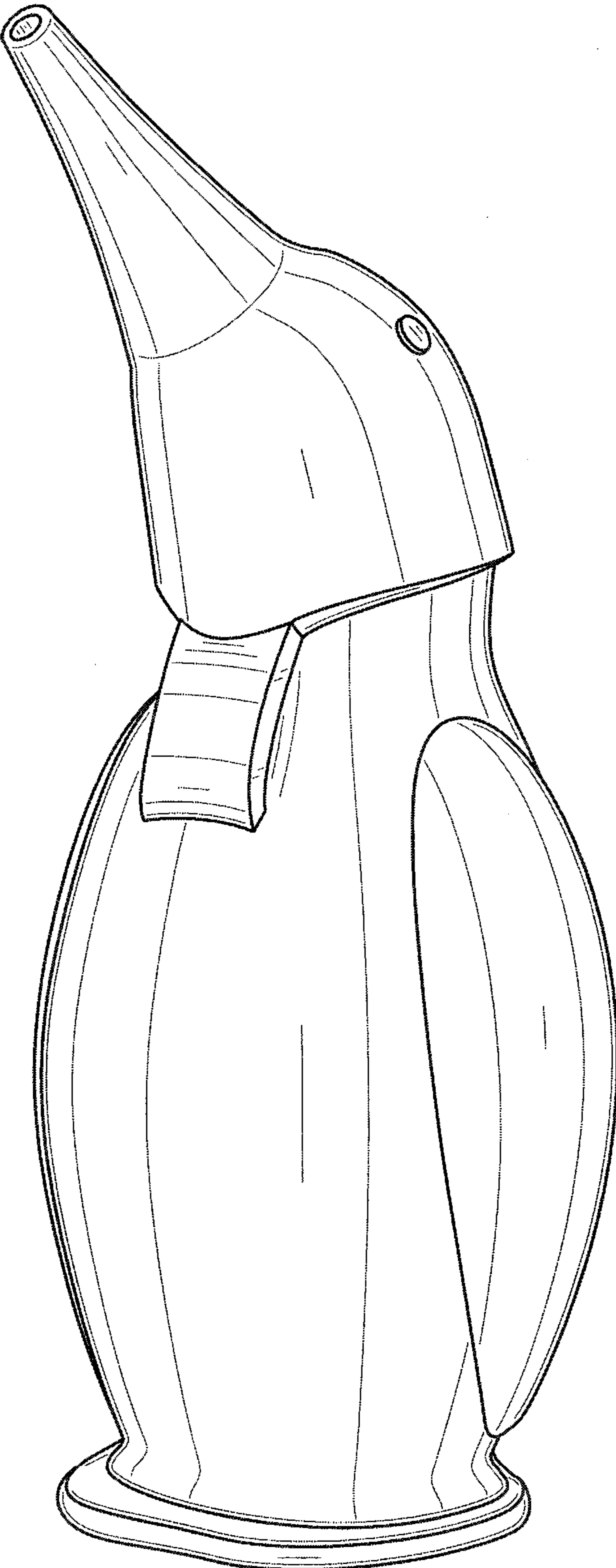


FIG. 1

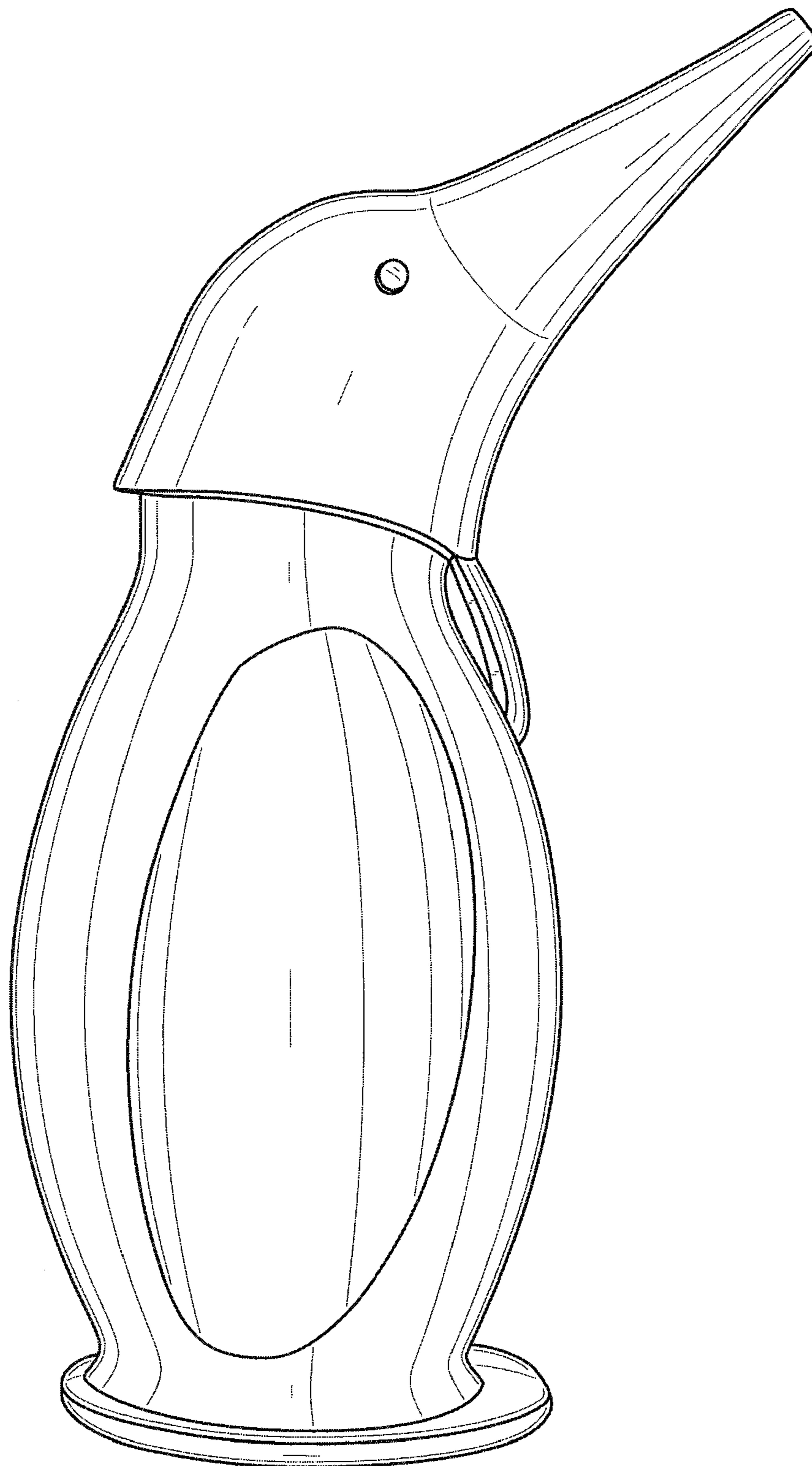


FIG. 2

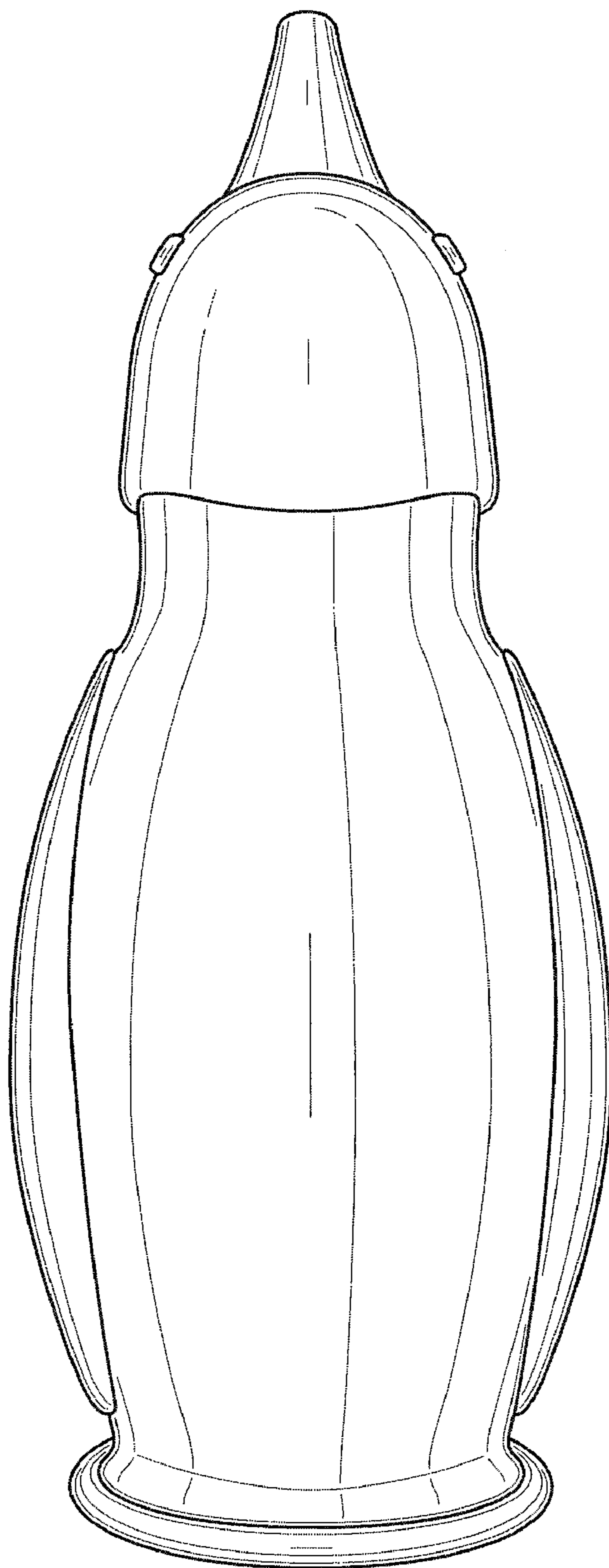


FIG. 3

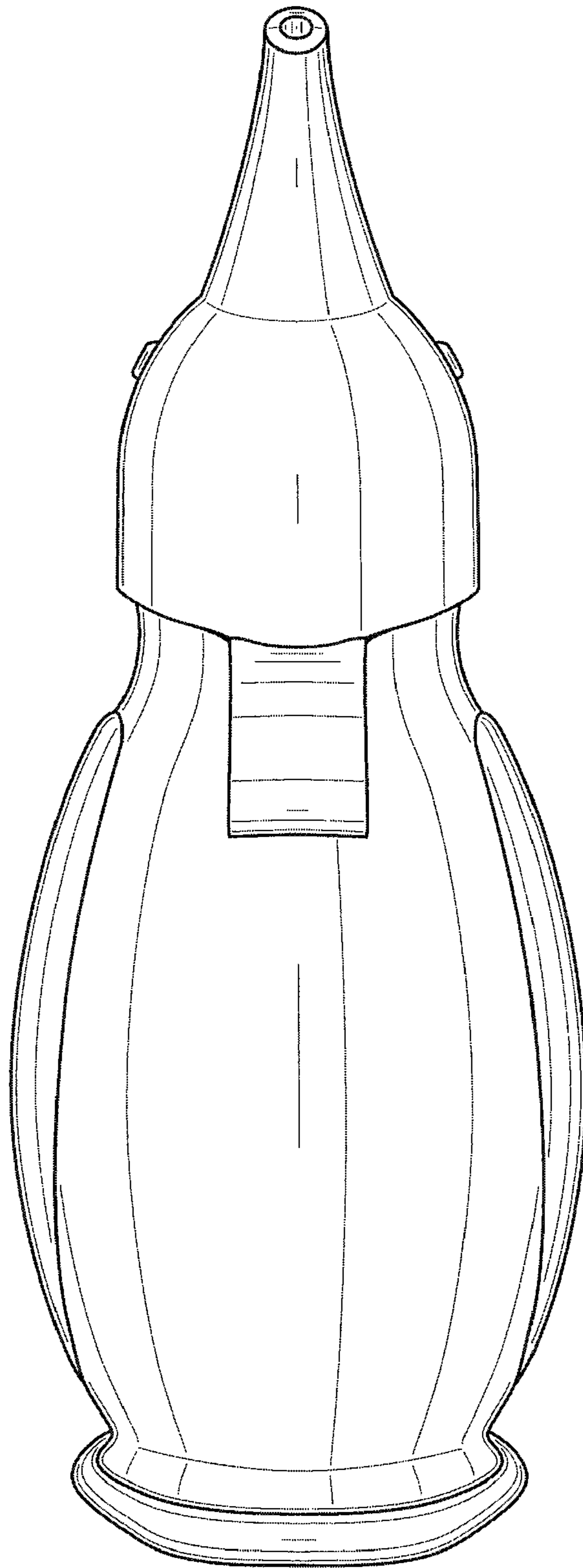


FIG. 4



FIG. 5