



US00D633993S

(12) **United States Design Patent**
Lewis

(10) **Patent No.:** **US D633,993 S**
(45) **Date of Patent:** **** Mar. 8, 2011**

(54) **BODY FOR A PORTABLE HEATER**

(75) Inventor: **William Lewis**, Denver, PA (US)

(73) Assignee: **Lasko Holdings, Inc.**, Wilmington, DE (US)

(**) Term: **14 Years**

(21) Appl. No.: **29/348,944**

(22) Filed: **Feb. 22, 2010**

(51) **LOC (9) Cl.** **23-03**

(52) **U.S. Cl.** **D23/314; D23/335; D23/378; D23/332**

(58) **Field of Classification Search** D23/317, D23/314, 332, 333, 334, 335, 337, 342, 351, D23/355, 378, 370, 381, 364, 336, 341; 416/244 R, 416/247 R, 53.1-53.3; 392/365, 367
See application file for complete search history.

(56) **References Cited**

U.S. PATENT DOCUMENTS

D483,457 S	*	12/2003	Wang	D23/336
D499,473 S	*	12/2004	Ching	D23/332
D507,339 S	*	7/2005	Shapiro	D23/335
D510,618 S	*	10/2005	Dooley	D23/335
D530,411 S	*	10/2006	Shapiro	D23/314
D531,300 S	*	10/2006	Dooley	D23/378
D553,718 S	*	10/2007	Shapiro	D23/314
D566,253 S	*	4/2008	Shapiro	D23/341
D580,029 S	*	11/2008	Lewis	D23/335

D581,502 S	*	11/2008	Gao	D23/332
D586,450 S	*	2/2009	Lewis	D23/341
D588,686 S	*	3/2009	Spiegel	D23/364
D591,840 S	*	5/2009	Gao	D23/332
D595,395 S	*	6/2009	Lewis	D23/314
D627,867 S	*	11/2010	Haishan	D23/332

* cited by examiner

Primary Examiner—T. Chase Nelson

Assistant Examiner—Ania K Dworzecka

(74) *Attorney, Agent, or Firm*—Martin Fruitman

(57) **CLAIM**

The ornamental design for a body for a portable heater, as shown and described.

DESCRIPTION

FIG. 1 is a right side front perspective view of a body for a portable heater showing my new design;

FIG. 2 is a left side rear perspective view thereof;

FIG. 3 is a front elevation view thereof;

FIG. 4 is a right side elevation view thereof;

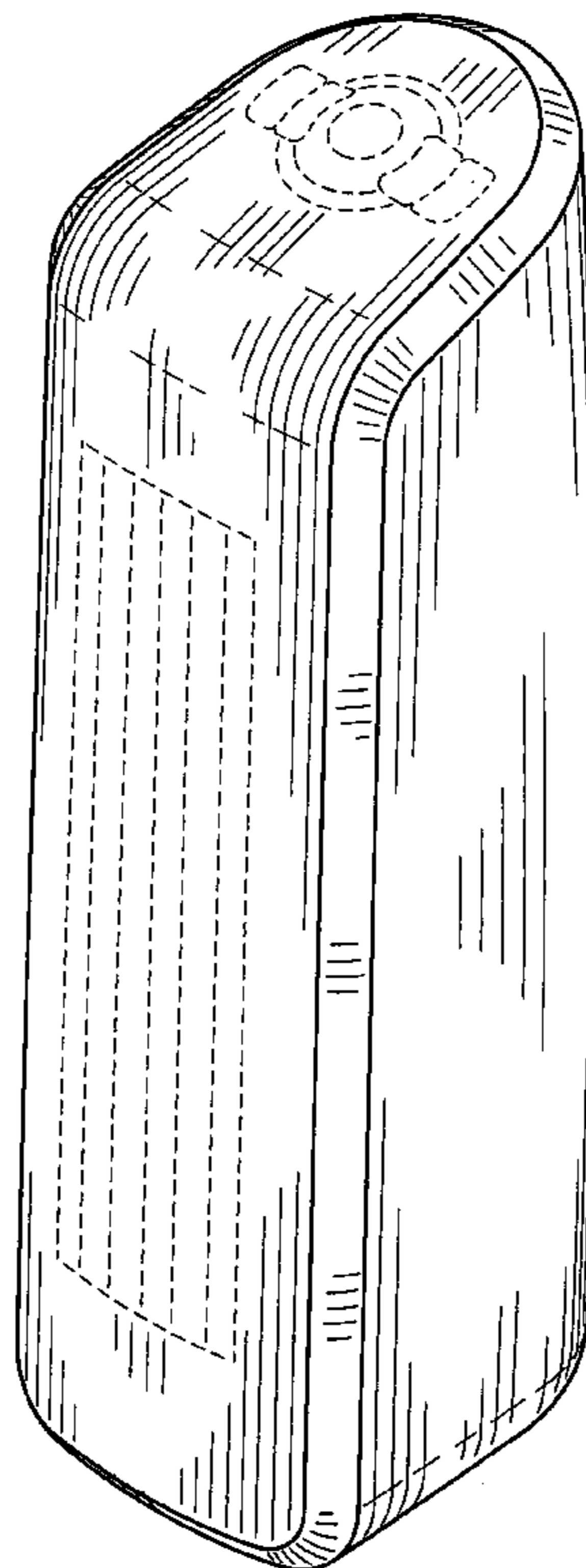
FIG. 5 is a left side elevation view thereof;

FIG. 6 is a rear elevation view thereof; and,

FIG. 7 is an enlarged top plan view thereof.

The broken line showing of front grill, rear grill and controls in FIGS. 1-7 is for illustrative purposes only and forms no part of the claimed design.

1 Claim, 7 Drawing Sheets



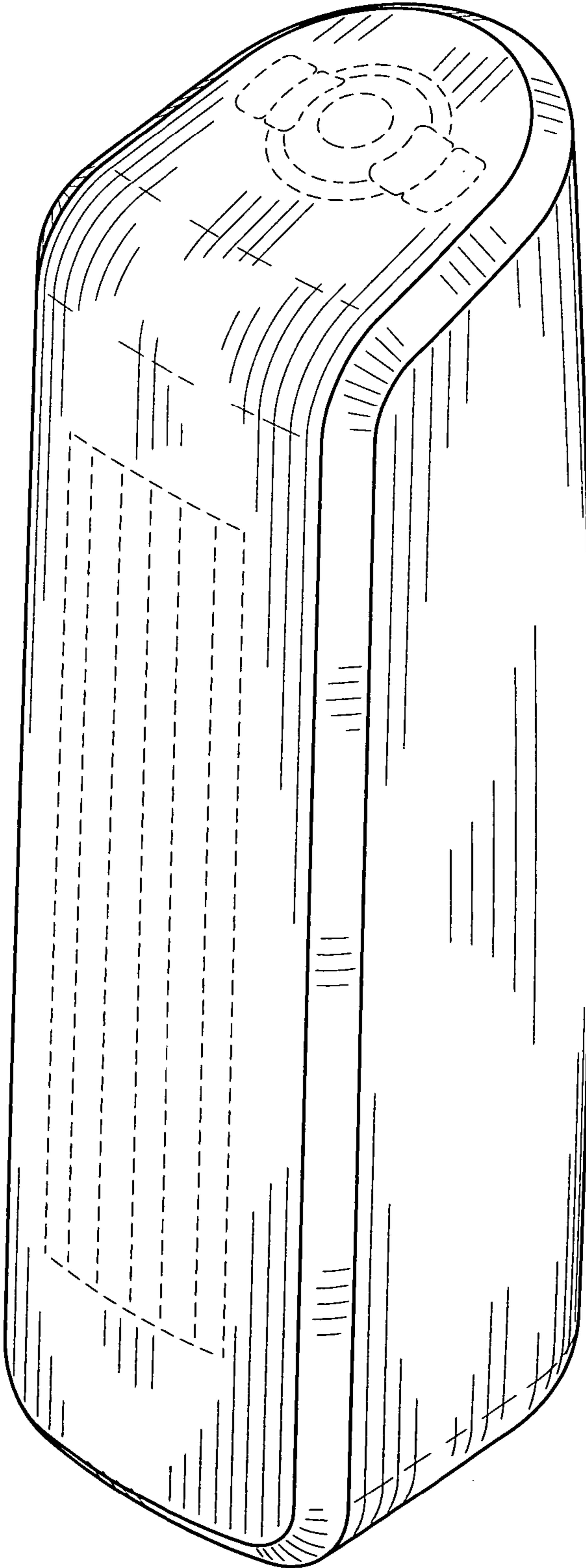


FIG. 1

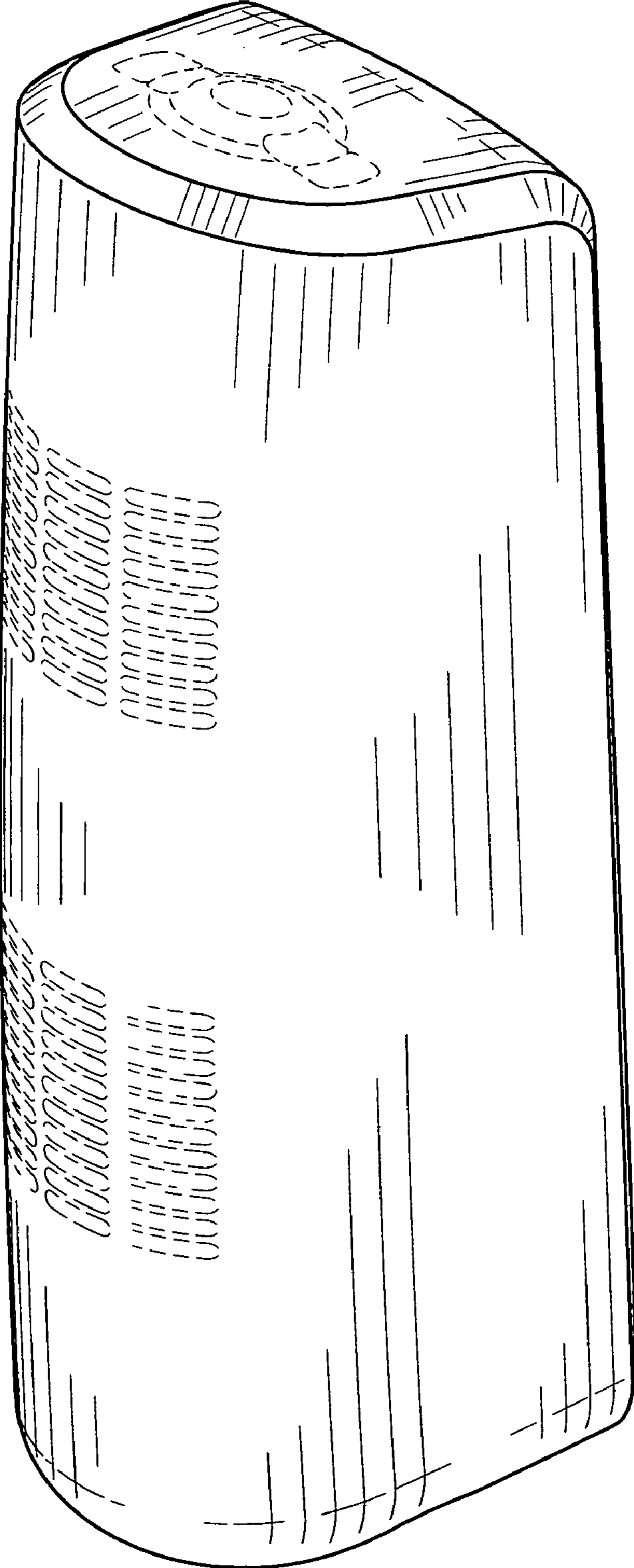


FIG. 2

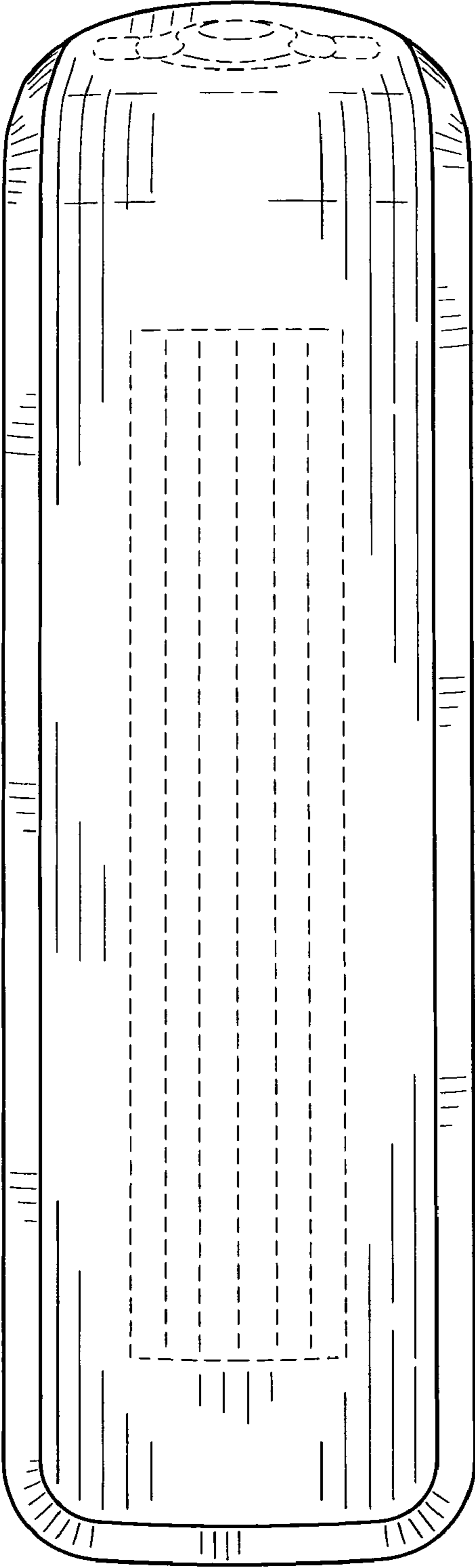


FIG. 3




FIG. 4




FIG. 5

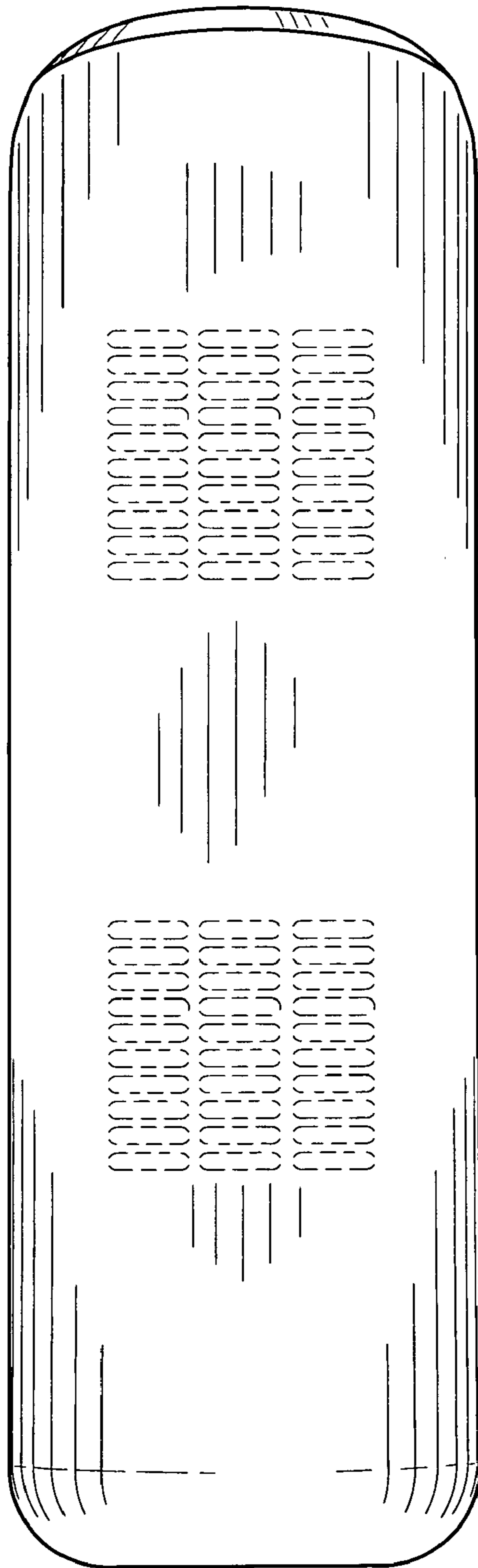


FIG. 6

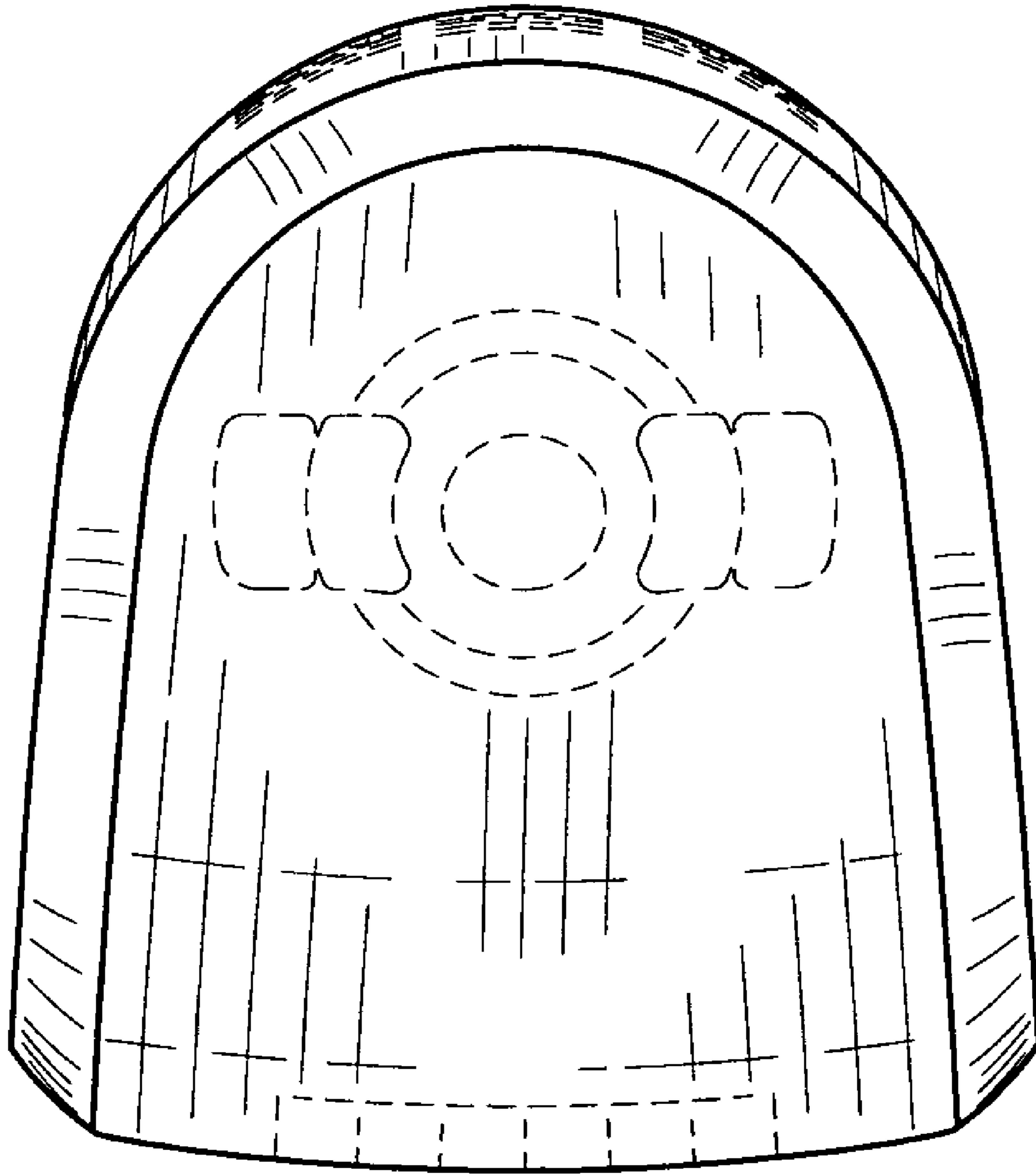


FIG. 7