



US00D633959S

(12) **United States Design Patent**
Mastin et al.

(10) **Patent No.:** **US D633,959 S**
(45) **Date of Patent:** **** Mar. 8, 2011**

- (54) **TOY SWORD HANDLE**
 - (75) Inventors: **Clay Mastin**, Providence, RI (US);
Brian Jablonski, Providence, RI (US)
 - (73) Assignee: **Hasbro, Inc.**, Pawtucket, RI (US)
 - (**) Term: **14 Years**
 - (21) Appl. No.: **29/364,827**
 - (22) Filed: **Jun. 29, 2010**
 - (51) **LOC (9) Cl.** **21-01**
 - (52) **U.S. Cl.** **D21/568**
 - (58) **Field of Classification Search** D21/567,
D21/568; D22/117, 118; D8/97-99, 102-104,
D8/107, 300, 305, 347; D7/649-652; 30/162,
30/286, 295; 482/12; 446/15, 153, 175,
446/219, 405, 473
- See application file for complete search history.

- D360,913 S 8/1995 Choi
- D364,793 S 12/1995 Marchi
- 5,478,267 A 12/1995 McDonald et al.
- D370,398 S 6/1996 Juranitch
- D397,170 S 8/1998 Choi
- D397,171 S 8/1998 Choi
- D399,891 S 10/1998 Choi
- D404,299 S 1/1999 Midgett et al.
- D409,264 S 5/1999 Choi
- 5,947,789 A * 9/1999 Chan 446/219
- D416,295 S 11/1999 Choi
- D457,579 S 5/2002 Yiu
- D473,618 S 4/2003 Rae
- D473,620 S 4/2003 Rae
- D473,915 S * 4/2003 Hall D22/118

(Continued)

Primary Examiner—Cynthia M Chin
(74) *Attorney, Agent, or Firm*—Perry Hoffman

(57) **CLAIM**

The ornamental design for a toy sword handle, as shown and described.

(56) **References Cited**

U.S. PATENT DOCUMENTS

- 424,205 A 3/1890 Hufford
- 1,536,872 A 5/1925 Bailey
- D100,056 S 6/1936 Vaughan
- 2,053,882 A 9/1936 Vaughan
- 2,544,563 A 3/1951 Moehle
- D221,335 S 8/1971 Clayton
- D222,934 S 2/1972 Cole
- D222,937 S 2/1972 Cole
- D222,938 S 2/1972 Cole
- D225,527 S 12/1972 Cole
- D270,654 S 9/1983 Barrett
- 4,546,510 A 10/1985 Harrison
- D286,314 S * 10/1986 Sawa D22/118
- D294,160 S * 2/1988 Cimock D22/118
- 4,817,221 A 4/1989 Ryan
- D329,510 S * 9/1992 Lin D22/117
- D330,064 S 10/1992 Medina
- 5,181,875 A * 1/1993 Hasegawa 446/15
- 5,321,591 A * 6/1994 Cimock et al. 446/473
- D355,225 S 2/1995 Arad et al.
- D360,818 S 8/1995 Marchi

DESCRIPTION

FIG. 1 is a perspective view of the design of the present invention for a sword handle, the features of the sword blade shown in broken lines being for illustrative purposes only and forming no part of the claimed design;

FIG. 2 is an enlarged perspective view of the toy sword handle of FIG. 1;

FIG. 3 is a front elevation view thereof;

FIG. 4 is a rear elevation view thereof;

FIG. 5 is a top end view thereof;

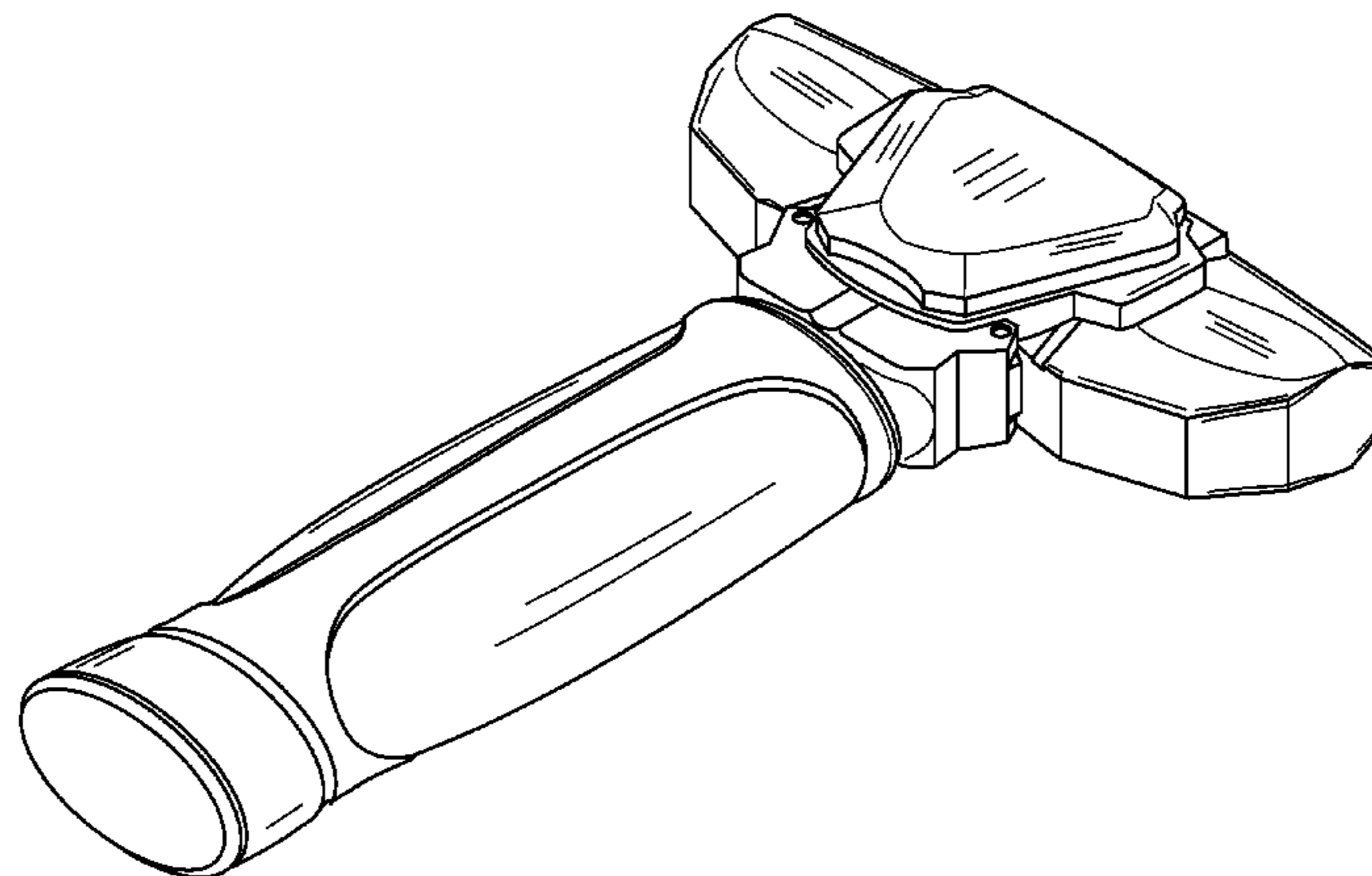
FIG. 6 is a bottom end view thereof;

FIG. 7 is a right side elevational view thereof; and,

FIG. 8 is a left side elevational view thereof.

The portions shown in broken lines are for illustrative purposes only and forming no part of the claimed design.

1 Claim, 6 Drawing Sheets



US D633,959 S

Page 2

U.S. PATENT DOCUMENTS

D474,828 S	5/2003	Rae	D506,801 S	6/2005	Hibben	
D486,201 S	2/2004	Rae	6,945,842 B1	9/2005	Gulmesoff	
D486,548 S	2/2004	Rae	7,775,849 B2 *	8/2010	Wong et al.	446/153
D491,996 S	6/2004	Rae	2007/0254553 A1	11/2007	Wan	
D494,246 S	8/2004	Rae et al.	2007/0270077 A1 *	11/2007	Woodhouse	446/473
D501,909 S	2/2005	Rae	2008/0014834 A1 *	1/2008	Woolston	446/473
D502,528 S	3/2005	Rae	2008/0051002 A1	2/2008	Chung Wong	
			2008/0220693 A1 *	9/2008	Cuisinier	446/473

* cited by examiner

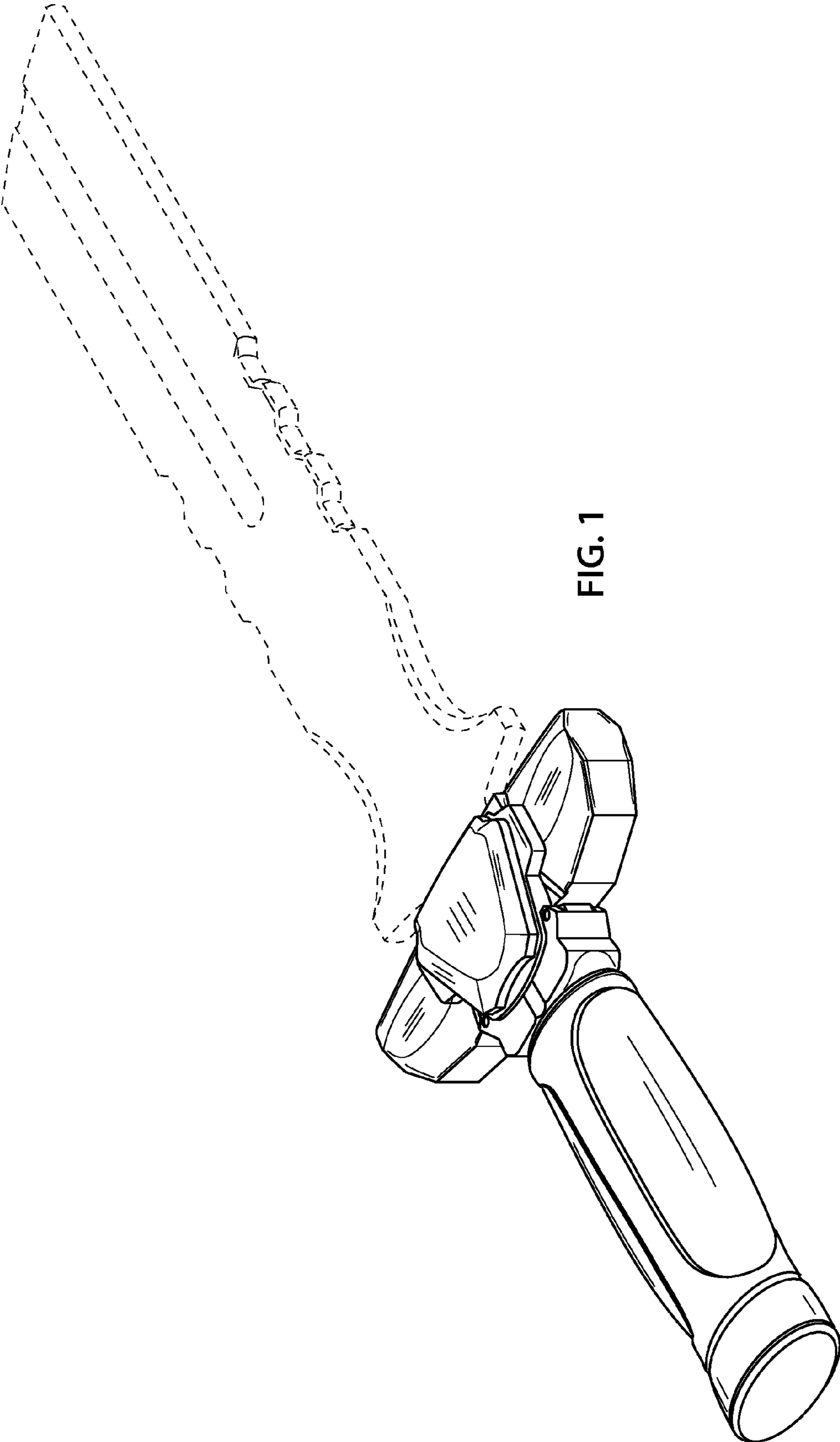


FIG. 1

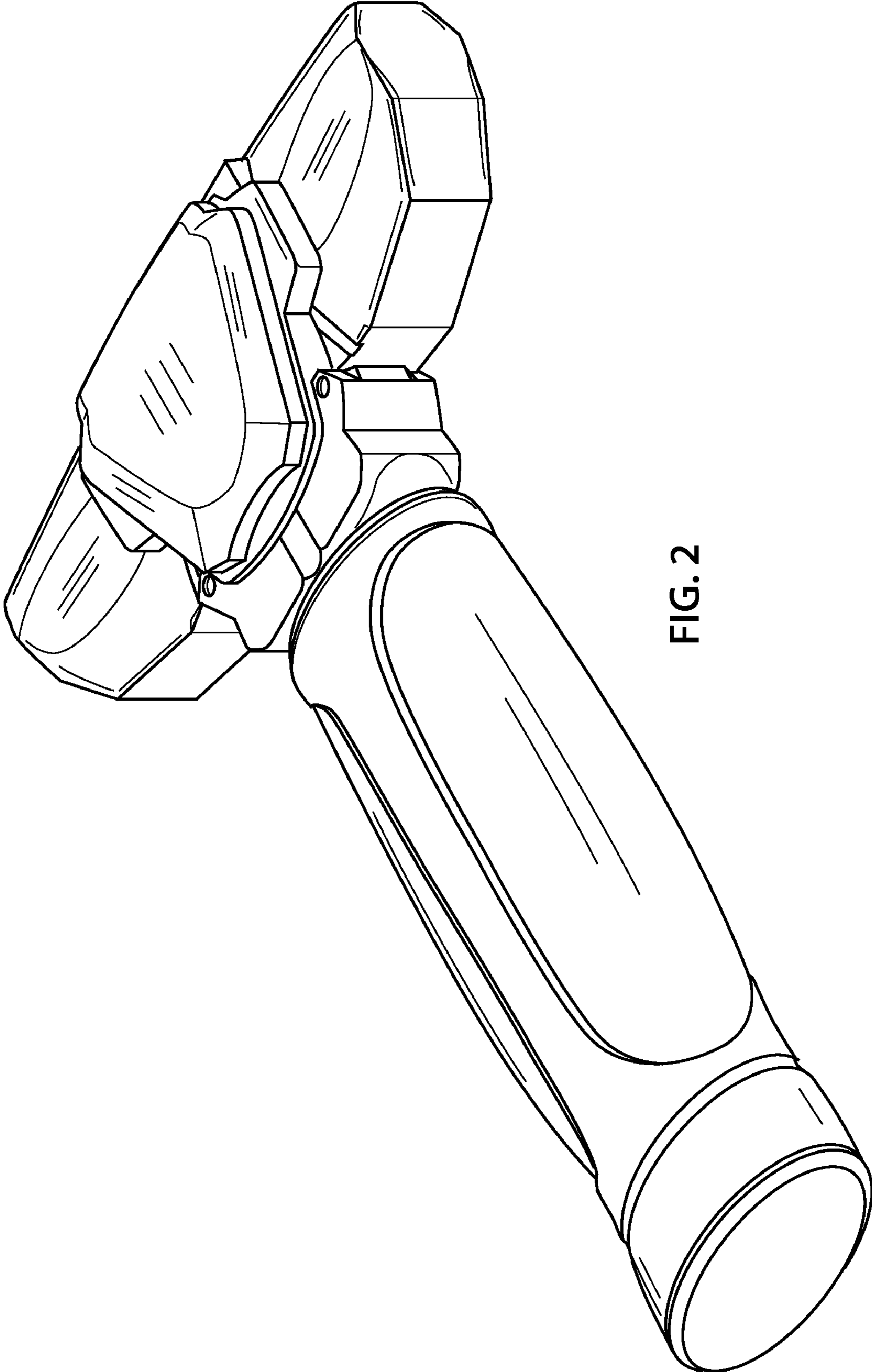


FIG. 2




FIG. 3




FIG. 4

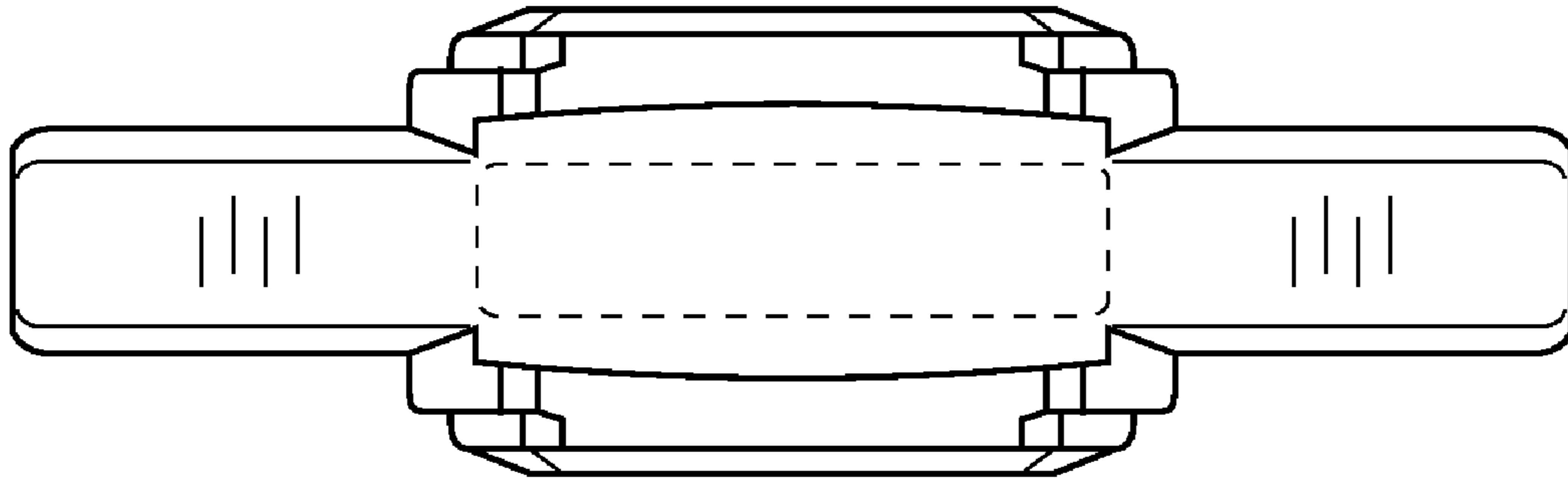


FIG. 5

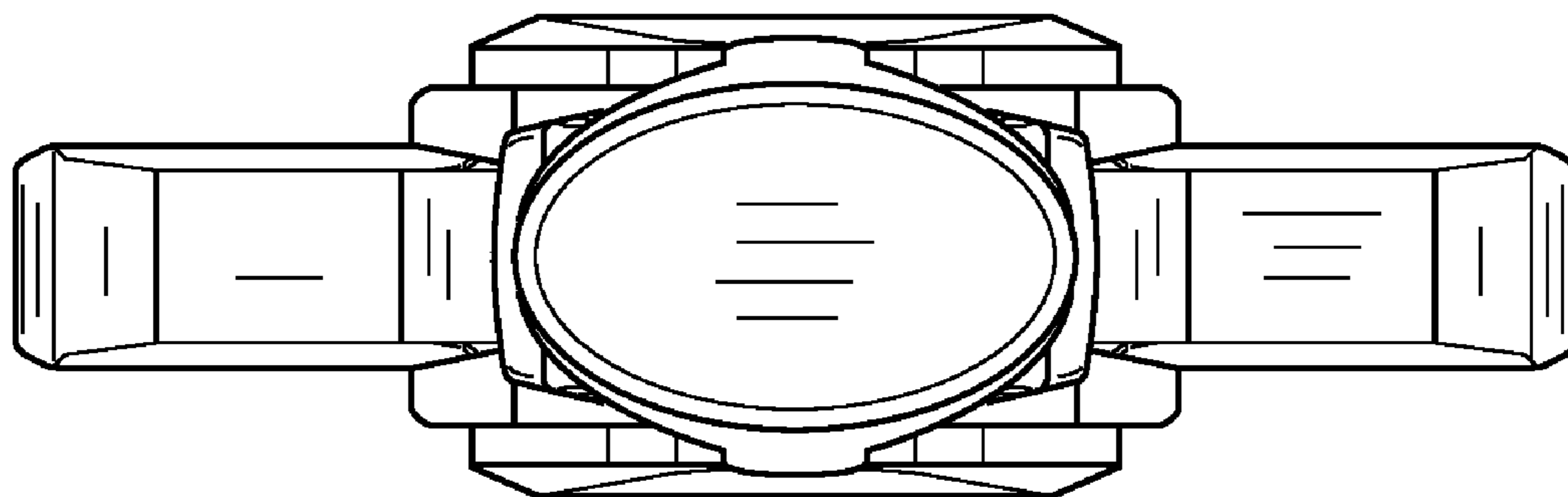


FIG. 6

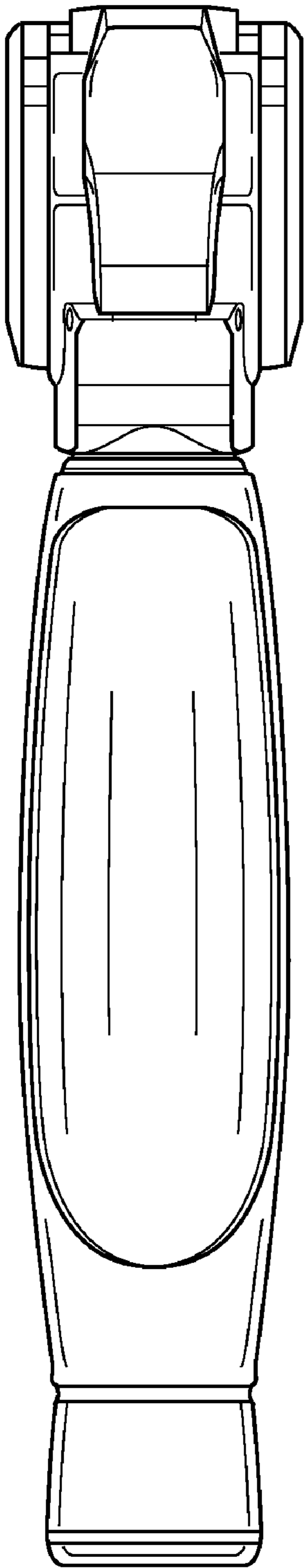


FIG. 7

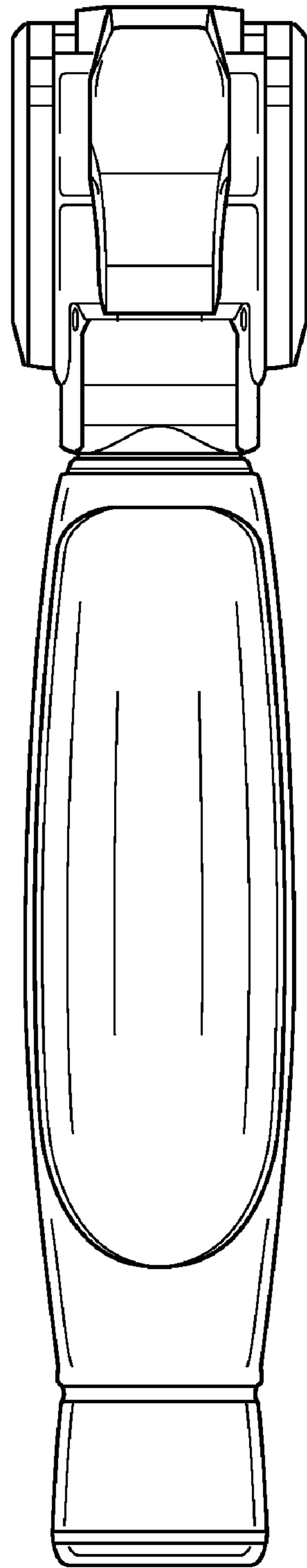


FIG. 8