



US00D633948S

(12) **United States Design Patent**
Roach et al.

(10) **Patent No.:** **US D633,948 S**
(45) **Date of Patent:** **** Mar. 8, 2011**

- (54) **CUP GAME ASSEMBLY**
- (75) Inventors: **Alan Roach**, Barrington, RI (US);
Dennis George McCulley, Norwich, CT (US)
- (73) Assignee: **Hasbro, Inc.**, Pawtucket, RI (US)
- (**) Term: **14 Years**
- (21) Appl. No.: **29/376,951**
- (22) Filed: **Oct. 14, 2010**

Related U.S. Application Data

- (63) Continuation of application No. 29/351,992, filed on Dec. 15, 2009, now abandoned.
- (51) **LOC (9) Cl.** **21-01**
- (52) **U.S. Cl.** **D21/303**
- (58) **Field of Classification Search** D21/330-303,
D21/312, 322, 325, 386, 385; D7/513, 300,
D7/507, 509, 510, 601, 602, 900; 273/317.1,
273/398-402, 342, 348, 382, 386, 389; 473/189,
473/190, 173, 174, 175
See application file for complete search history.

References Cited

U.S. PATENT DOCUMENTS

1,325,436	A	12/1919	Cressman	
1,339,846	A	5/1920	Downey	
1,513,917	A	11/1924	Long	
D174,322	S *	3/1955	Heiss	D21/305
2,836,422	A	5/1958	Borah	
D192,513	S *	4/1962	Dvenport	D21/790
3,495,830	A *	2/1970	Farrelli	273/400
4,082,283	A *	4/1978	La Ferla et al.	273/241
D258,346	S *	2/1981	Winchell et al.	D9/520
4,359,225	A	11/1982	Baldorossi et al.	
4,396,194	A	8/1983	Seiferth	

4,726,592	A *	2/1988	Callaham	273/342
4,877,256	A	10/1989	Falloon	
5,074,552	A *	12/1991	Gomez et al.	473/433
D322,999	S *	1/1992	Atwell	D21/444
5,297,798	A *	3/1994	Davila-Hernandez	273/342
5,487,545	A	1/1996	Schindler	
5,655,776	A	8/1997	Kaulfuerst	
5,752,703	A	5/1998	Wong	
D405,123	S *	2/1999	Dekeyser et al.	D21/303
6,474,651	B1	11/2002	Rivera	
D479,279	S *	9/2003	Kessler et al.	D21/303
D497,956	S *	11/2004	Breslow et al.	D21/303
6,899,336	B2 *	5/2005	Michelet et al.	273/400
7,111,846	B1	9/2006	Breslow et al.	
7,325,807	B1	2/2008	Eason	
D577,258	S	9/2008	Mansfield	
2004/0188942	A1	9/2004	Trokan	

* cited by examiner

Primary Examiner — Prabhakar Deshmukh

(74) *Attorney, Agent, or Firm* — Perry Hoffman

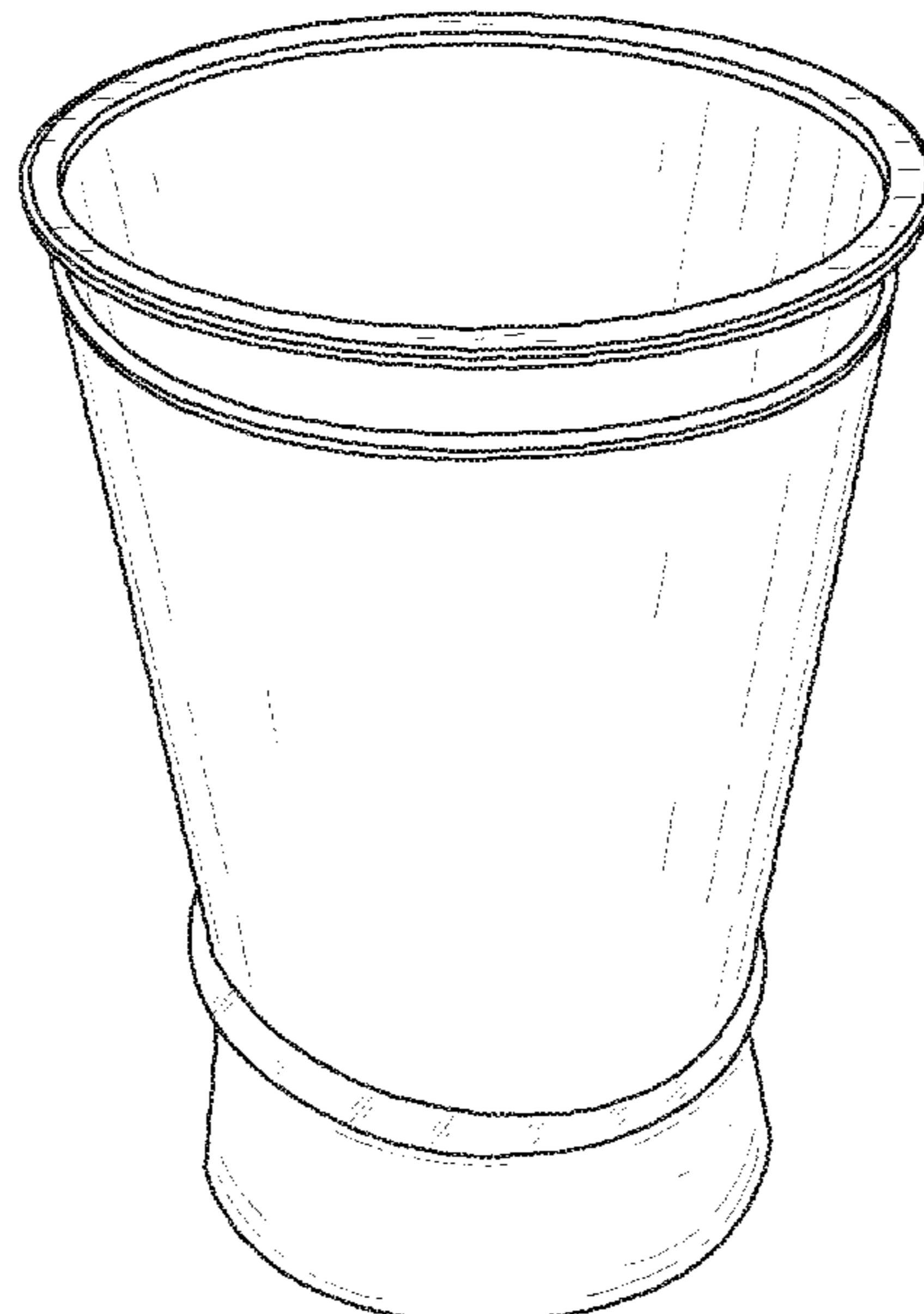
(57) **CLAIM**

The ornamental design for a cup game assembly, as shown and described.

DESCRIPTION

FIG. 1 is a perspective view of a cup game assembly showing my new design;
 FIG. 2 is a front elevational view thereof;
 FIG. 3 is a top plan view thereof;
 FIG. 4 is a rear elevational view thereof;
 FIG. 5 is a bottom plan view thereof;
 FIG. 6 is a right side elevational view thereof; and,
 FIG. 7 is a left side elevational thereof.
 The portions shown in broken lines, indicia and surface lines are for environment and illustrative purposes only, forming no part of the claimed design.

1 Claim, 4 Drawing Sheets



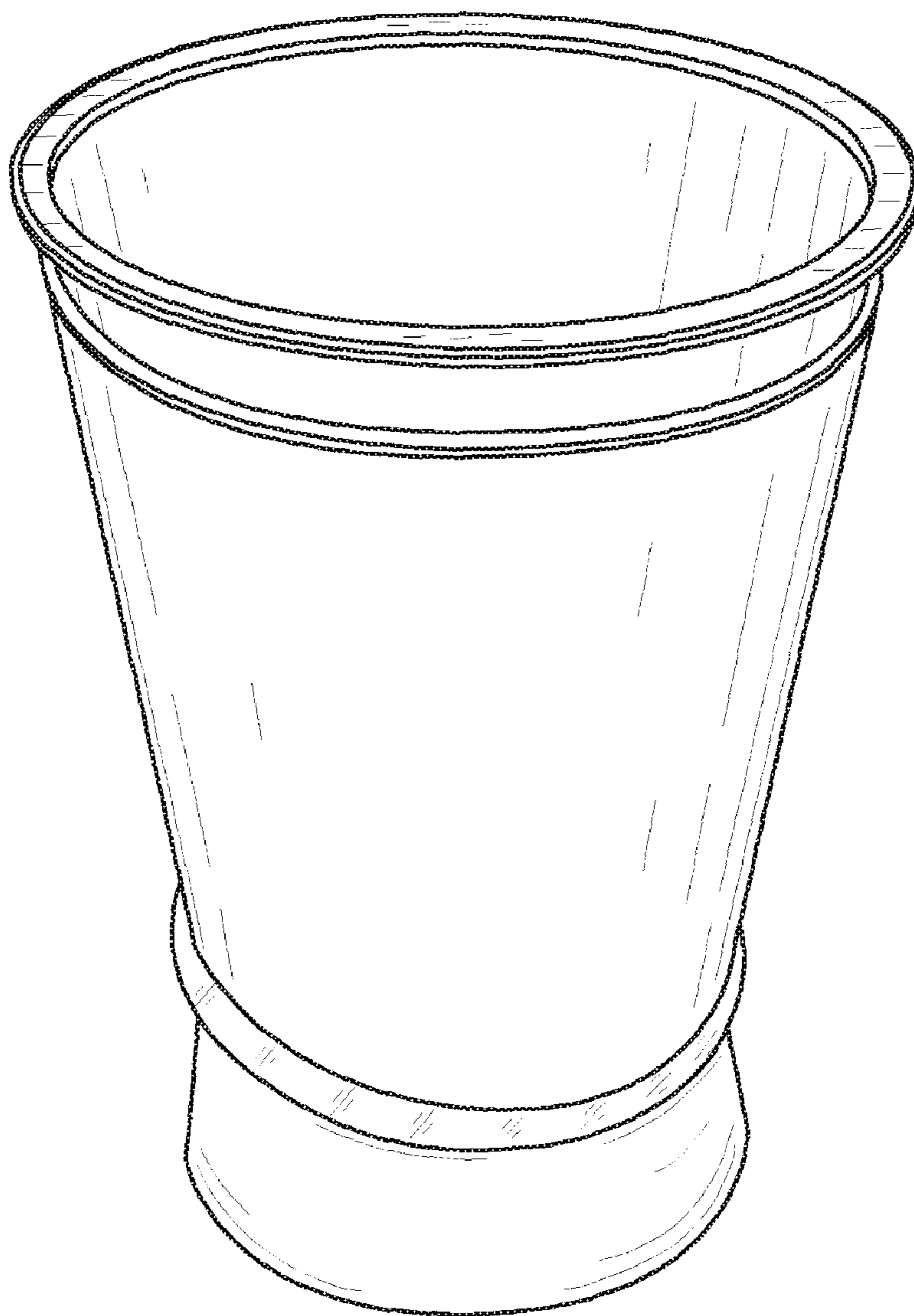


FIG. 1




FIG. 2

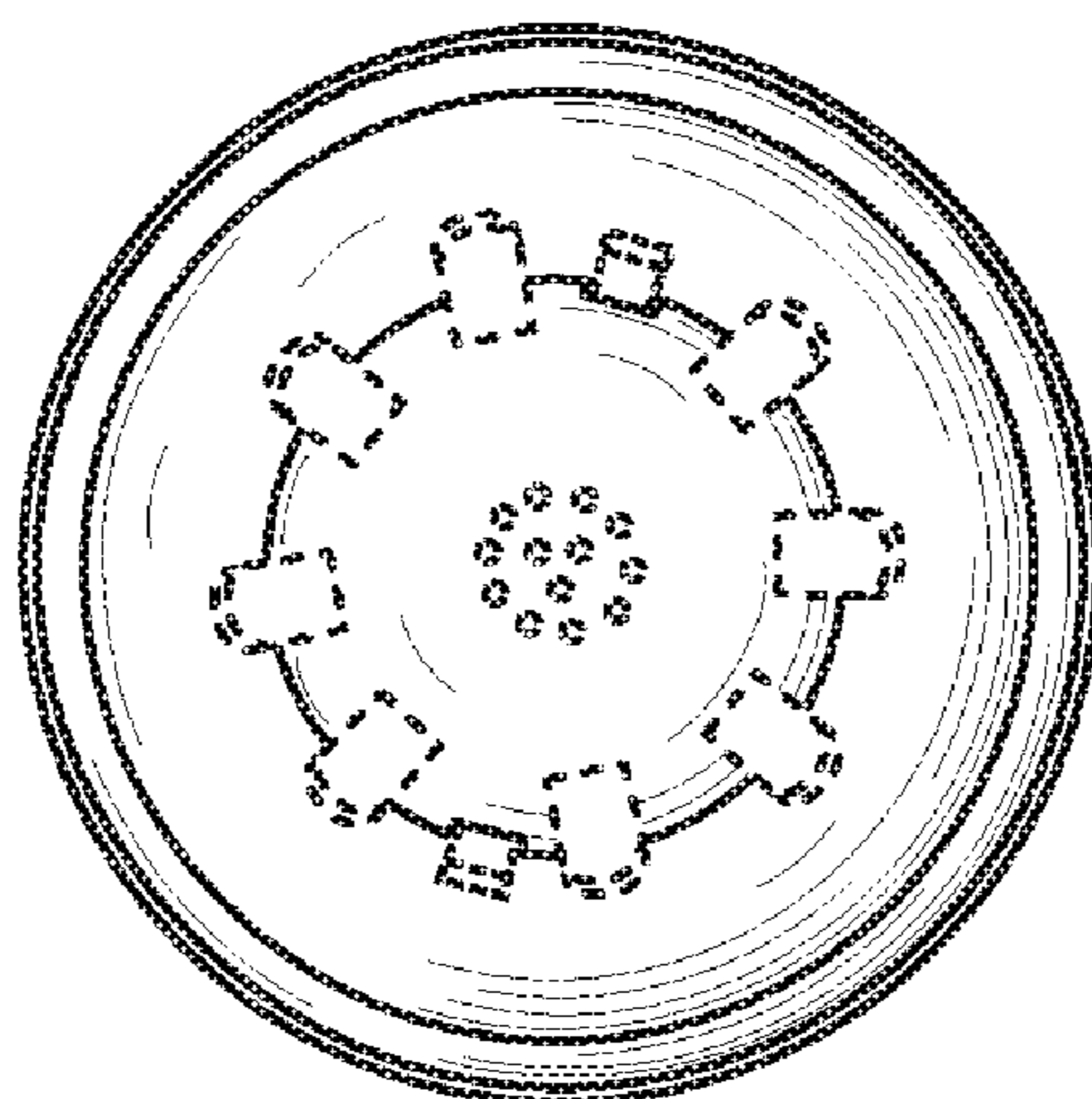


FIG. 3

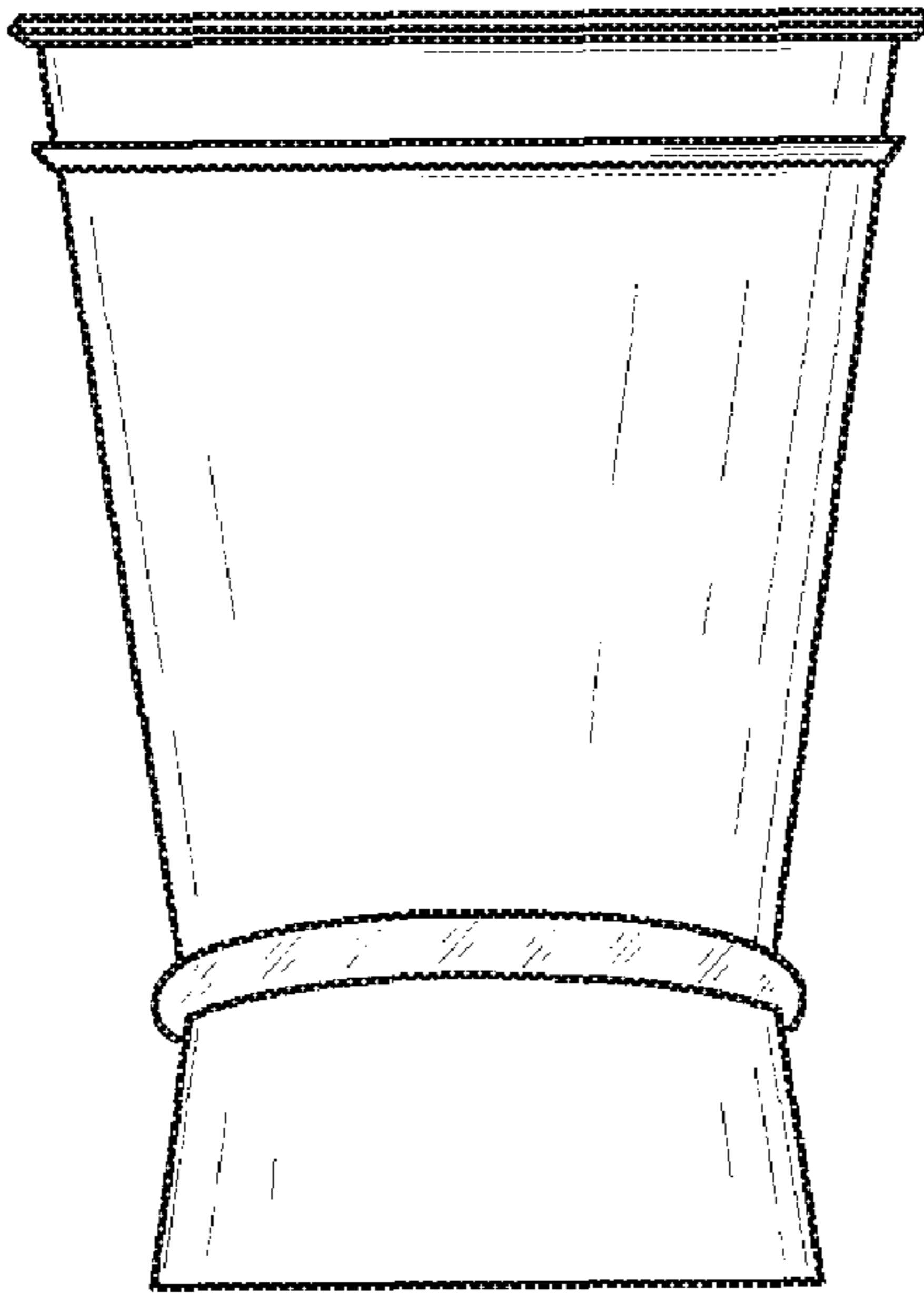


FIG. 4

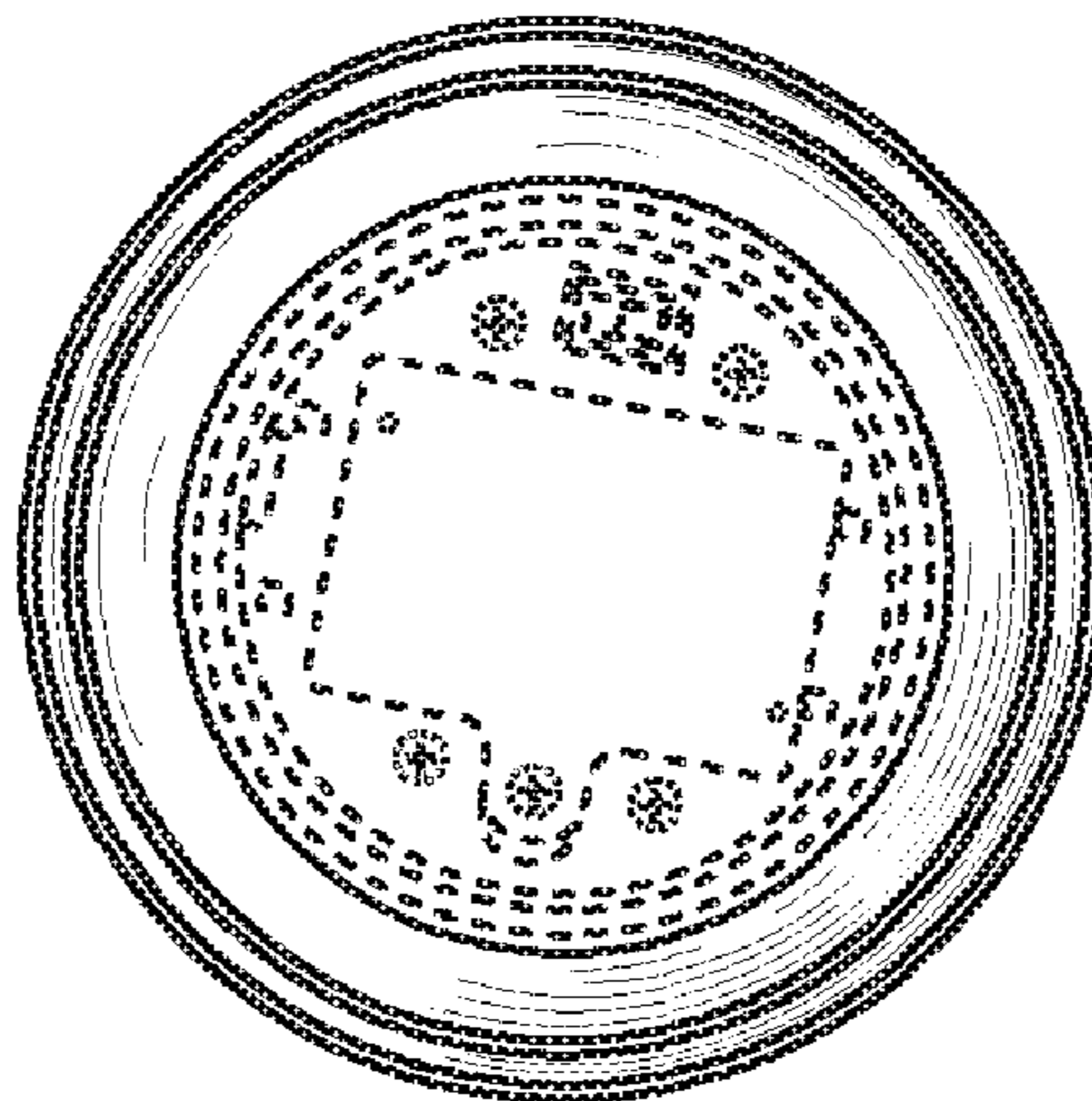


FIG. 5

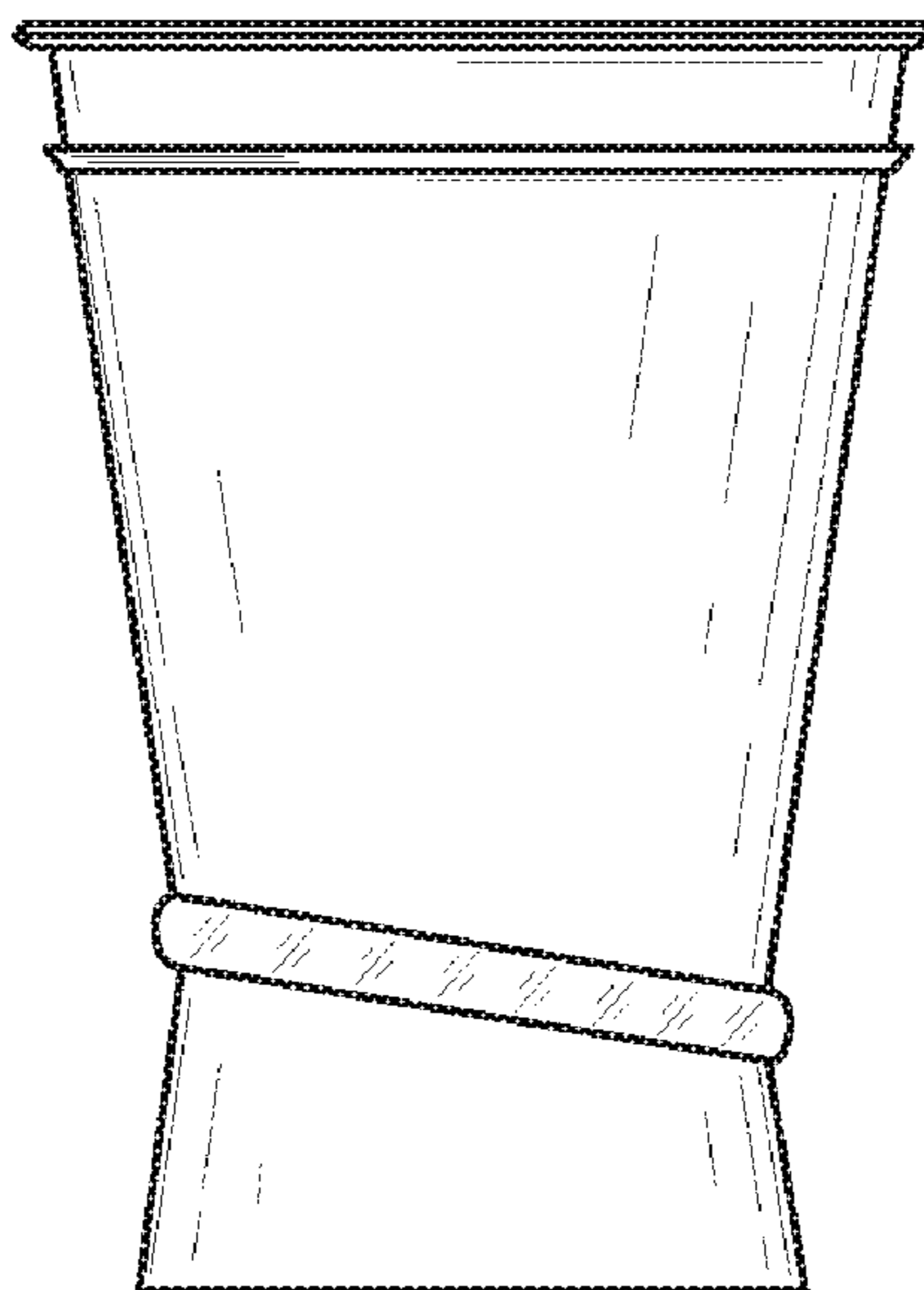


FIG. 6

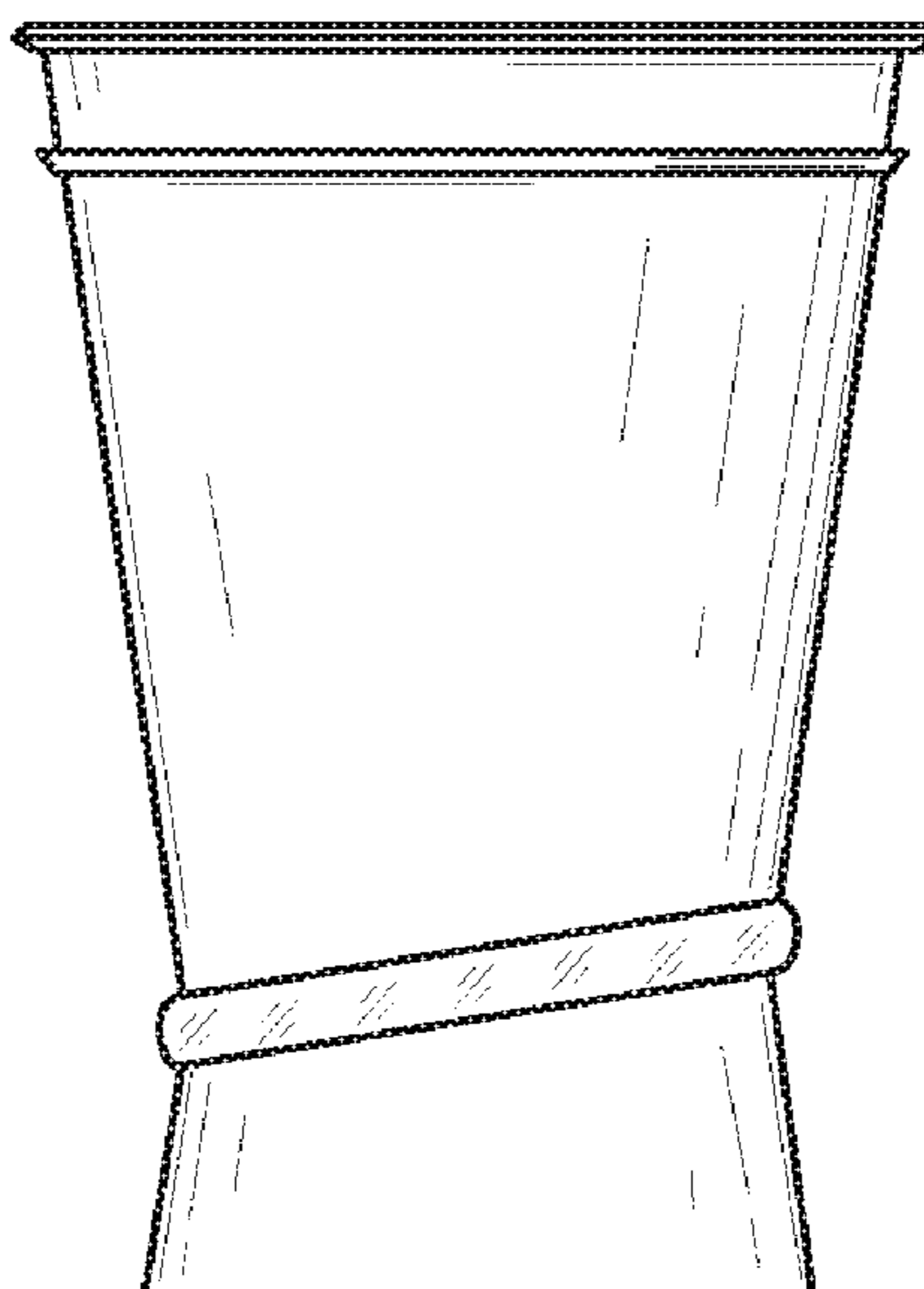


FIG. 7