



US00D633947S

(12) **United States Design Patent**  
**Awan**

(10) **Patent No.:** **US D633,947 S**  
(45) **Date of Patent:** **\*\* Mar. 8, 2011**

(54) **BANNER SIGN**

(76) Inventor: **Usman M. Awan**, West Covina, CA  
(US)

(\*\*) Term: **14 Years**

(21) Appl. No.: **29/364,466**

(22) Filed: **Jun. 24, 2010**

(51) **LOC (9) Cl.** ..... **20-02**

(52) **U.S. Cl.** ..... **D20/41**

(58) **Field of Classification Search** ..... D20/10,  
D20/19, 21-32, 39-43, 99; 40/124.01-124.09,  
40/124.11-124.19, 124.191, 299.01, 446,  
40/538-541, 584, 600, 603, 604, 606.01,  
40/606.03, 610, 611.01, 618, 623; D6/332;  
D11/104, 109, 165, 166, 172; 248/127; 362/812  
See application file for complete search history.

(56) **References Cited**

**U.S. PATENT DOCUMENTS**

1,698,388	A *	1/1929	Brown	.....	248/127
D500,526	S *	1/2005	McCudden et al.	.....	D20/41
D514,165	S *	1/2006	McCudden et al.	.....	D20/41
D562,406	S *	2/2008	Metzler	.....	D20/41
7,478,493	B2 *	1/2009	Brown	.....	40/610
7,739,819	B2 *	6/2010	Hansen, Jr.	.....	40/606.01
2001/0047603	A1 *	12/2001	Ross	.....	40/584
2006/0130380	A1 *	6/2006	Aires	.....	40/603

2006/0207143 A1\* 9/2006 Brown ..... 40/610

**OTHER PUBLICATIONS**

Angled Feather Flag Diagram—Feather Flags UK <http://www.featherflagmaker.co.uk/flagspecs2.htm> pulled from the web Oct. 27, 2010.\*

Bow Head Banner Sign—Fresh Promotions <http://www.freshpromotions.com.au/signs/feather-banners-and-signs/bow-head-banner-sign.html> pulled from the web Sep. 7, 2010.\*

\* cited by examiner

*Primary Examiner*—Janice E Seeger

*Assistant Examiner*—Mary Ann Calabrese

(74) *Attorney, Agent, or Firm*—Denton L. Anderson; Sheldon Mak & Anderson PC

(57) **CLAIM**

The ornamental design for a banner sign, as shown and described.

**DESCRIPTION**

FIG. 1 is a side view of the banner sign of the invention;

FIG. 2 is a first side view of the banner sign illustrated in FIG. 1;


FIG. 3 is a reverse side view of the banner sign illustrated in FIG. 1;


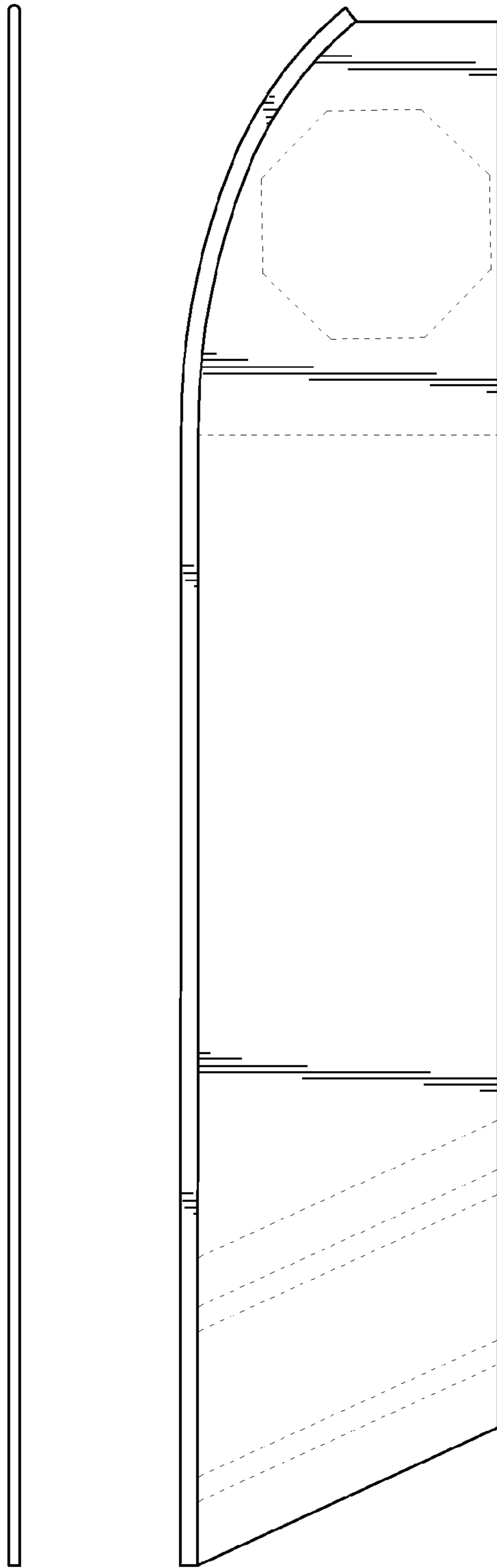
FIG. 4 is a bottom view of the banner sign illustrated in FIG. 1; and,

FIG. 5 is a top view of the banner sign illustrated in FIG. 1.

In the drawings, the broken lines illustrate environment and form no part of the claimed design.

**1 Claim, 1 Drawing Sheet**





*FIG. 4*



*FIG. 5*

*FIG. 3 FIG. 1 FIG. 2*

UNITED STATES PATENT AND TRADEMARK OFFICE  
**CERTIFICATE OF CORRECTION**

PATENT NO. : D633,947 S  
APPLICATION NO. : 29/364466  
DATED : March 8, 2011  
INVENTOR(S) : Usman M. Awan

Page 1 of 3

It is certified that error appears in the above-identified patent and that said Letters Patent is hereby corrected as shown below:

The title page showing the illustrative figure should be deleted and replaced with the attached title page.

In the drawings, the drawing of March 8, 2011 should be deleted and replaced with the attached drawing sheet.

Signed and Sealed this  
Fifth Day of June, 2012

A handwritten signature in black ink that reads "David J. Kappos". The signature is written in a cursive style with a large initial "D" and a stylized "K".

David J. Kappos  
*Director of the United States Patent and Trademark Office*

(12) **United States Design Patent** (10) **Patent No.:** **US D633,947 S**  
**Awan** (45) **Date of Patent:** **\*\* Mar. 8, 2011**

(54) **BANNER SIGN**  
 (76) **Inventor:** **Usman M. Awan**, West Covina, CA (US)  
 (\*\*) **Term:** **14 Years**  
 (21) **Appl. No.:** **29/364,466**  
 (22) **Filed:** **Jun. 24, 2010**  
 (51) **LOC (9) Cl.** ..... **20-02**  
 (52) **U.S. Cl.** ..... **D20/41**  
 (58) **Field of Classification Search** ..... D20/10, D20/19, 21-32, 39-43, 99; 40/124.01-124.09, 40/124.11-124.19, 124.191, 299.01, 446, 40/538-541, 584, 600, 603, 604, 606.01, 40/606.03, 610, 611.01, 618, 623; D6/332; D11/104, 109, 165, 166, 172; 248/127; 362/812  
 See application file for complete search history.

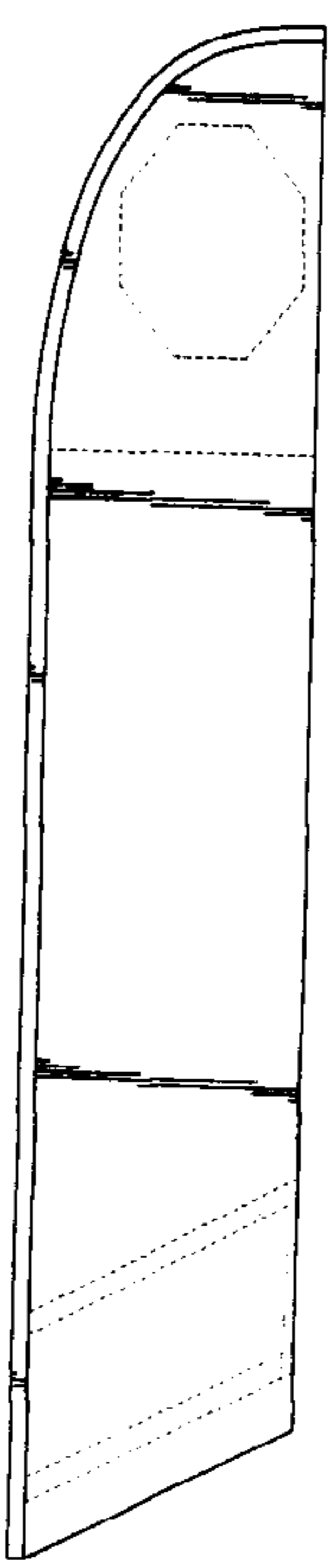
(56) **References Cited**  
**U.S. PATENT DOCUMENTS**  
 1,698,388 A \* 1/1929 Brown ..... 248/127  
 D500,526 S \* 1/2005 McCudden et al. .... D20/41  
 D514,165 S \* 1/2006 McCudden et al. .... D20/41  
 D562,406 S \* 2/2008 Metzler ..... D20/41  
 7,478,493 B2 \* 1/2009 Brown ..... 40/610  
 7,739,819 B2 \* 6/2010 Hansen, Jr. .... 40/606.01  
 2001/0047603 A1 \* 12/2001 Ross ..... 40/584  
 2006/0130380 A1 \* 6/2006 Aires ..... 40/603

2006/0207143 A1 \* 9/2006 Brown ..... 40/610  
**OTHER PUBLICATIONS**  
 Angled Feather Flag Diagram—Feather Flags UK <http://www.featherflagmaker.co.uk/flagspecs2.htm> pulled from the web Oct. 27, 2010.\*  
 Bow Head Banner Sign—Fresh Promotions <http://www.freshpromotions.com.au/signs/feather-banners-and-signs/bow-head-banner-sign.html> pulled from the web Sep. 7, 2010.\*  
 \* cited by examiner  
*Primary Examiner*—Janice E Seeger  
*Assistant Examiner*—Mary Ann Calabrese  
 (74) *Attorney, Agent, or Firm*—Denton L. Anderson; Sheldon Mak & Anderson PC

(57) **CLAIM**  
 The ornamental design for a banner sign, as shown and described.

**DESCRIPTION**  
 FIG. 1 is a side view of the banner sign of the invention;  
 FIG. 2 is a first side view of the banner sign illustrated in FIG. 1;  
 FIG. 3 is a reverse side view of the banner sign illustrated in FIG. 1;  
 FIG. 4 is a bottom view of the banner sign illustrated in FIG. 1; and,  
 FIG. 5 is a top view of the banner sign illustrated in FIG. 1.  
 In the drawings, the broken lines illustrate environment and form no part of the claimed design.

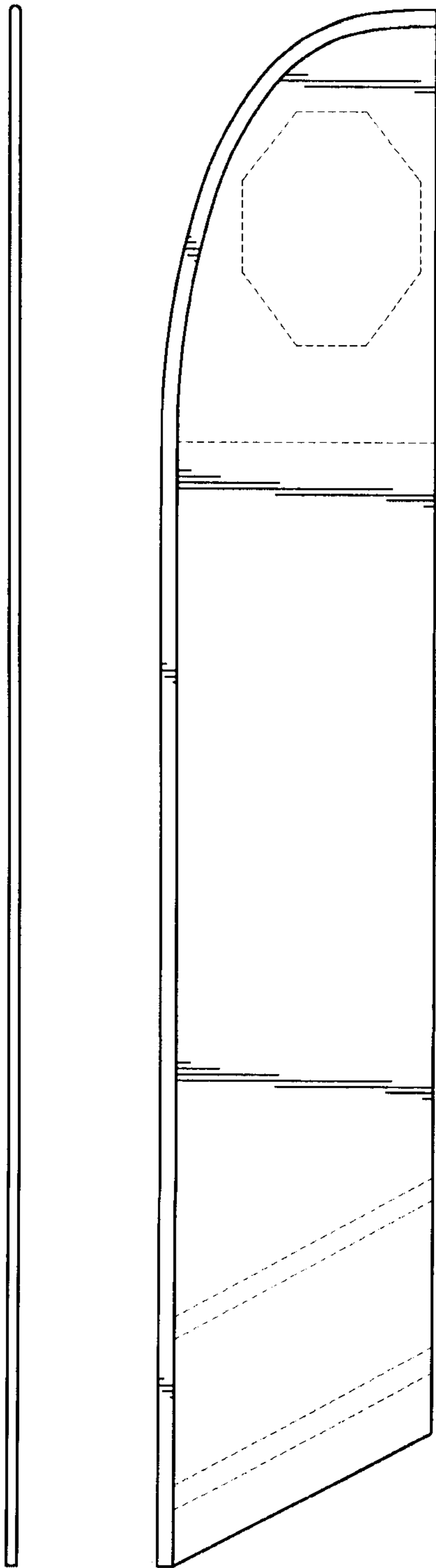
**1 Claim, 1 Drawing Sheet**




U.S. Patent

Mar. 8, 2011


D633,947 S



*FIG. 3* *FIG. 1* *FIG. 2*



*FIG. 4*



*FIG. 5*