



US00D633946S

(12) **United States Design Patent**  
**Scott**

(10) **Patent No.:** **US D633,946 S**  
(45) **Date of Patent:** **\*\* Mar. 8, 2011**

(54) **FOOTBALL HAND WAVER**

(76) Inventor: **Brad Scott**, London (CA)

(\*\*) Term: **14 Years**

(21) Appl. No.: **29/359,182**

(22) Filed: **Apr. 7, 2010**

(51) **LOC (9) Cl.** ..... **20-03**

(52) **U.S. Cl.** ..... **D20/33**

(58) **Field of Classification Search** ..... D20/10-15,  
D20/17-19, 22-23, 39-42, 99; 40/124.01-124.09,  
40/124.11, 124.19, 124.191, 299.01, 368,  
40/446, 453, 538, 541, 565, 568, 572, 577,  
40/584-586, 600, 606.12-606.14, 606.18,  
40/612, 618, 661, 661.02; D2/615, 622;  
D10/104, 109; D21/400; 362/812; 446/615,  
446/220

See application file for complete search history.

(56) **References Cited**

**U.S. PATENT DOCUMENTS**

D164,567 S \* 9/1951 Gosselin ..... D20/32  
4,486,975 A \* 12/1984 Harreld et al. .... 446/220  
D310,690 S \* 9/1990 Walsh ..... D20/29  
D315,980 S \* 4/1991 Bradley ..... D2/622  
D339,380 S \* 9/1993 Scapillato ..... D20/29  
D339,609 S \* 9/1993 Martin et al. .... D20/29  
D347,658 S \* 6/1994 Scapillato ..... D20/29  
5,433,025 A \* 7/1995 Borghese ..... 40/586  
D414,212 S \* 9/1999 Palardis ..... D20/29  
D429,285 S \* 8/2000 Schini ..... D20/32

D449,653 S \* 10/2001 Curry ..... D20/11  
D495,749 S \* 9/2004 Van Veen et al. .... D20/32  
D511,795 S \* 11/2005 Hopkins ..... D20/29  
D512,811 S \* 12/2005 Luciano et al. .... D2/615  
D515,280 S \* 2/2006 Luciano et al. .... D2/615  
D515,281 S \* 2/2006 Luciano et al. .... D2/615  
7,530,876 B1 \* 5/2009 Wimberly ..... 446/327  
D596,377 S \* 7/2009 Butler ..... D2/615

\* cited by examiner

*Primary Examiner*—Mary Ann Calabrese

(74) *Attorney, Agent, or Firm*—Mark B. Eisen; Dimock Stratton LLP

(57) **CLAIM**

The ornamental design for a football hand waver, as shown and described.

**DESCRIPTION**

FIG. 1 is a front elevational view of the football hand waver.

FIG. 2 is a rear elevational view of the football hand waver.

FIG. 3 is a reduced scale side elevational view of the football hand waver taken from the right side of FIG. 1.

FIG. 4 is a side elevational view of the football hand waver taken from the left side of FIG. 1.

FIG. 5 is a top plan view of the football hand waver; and,

FIG. 6 is a bottom plan view of the football hand waver.

The slit shown in broken lines in FIG. 6 does not form part of the design.

**1 Claim, 2 Drawing Sheets**

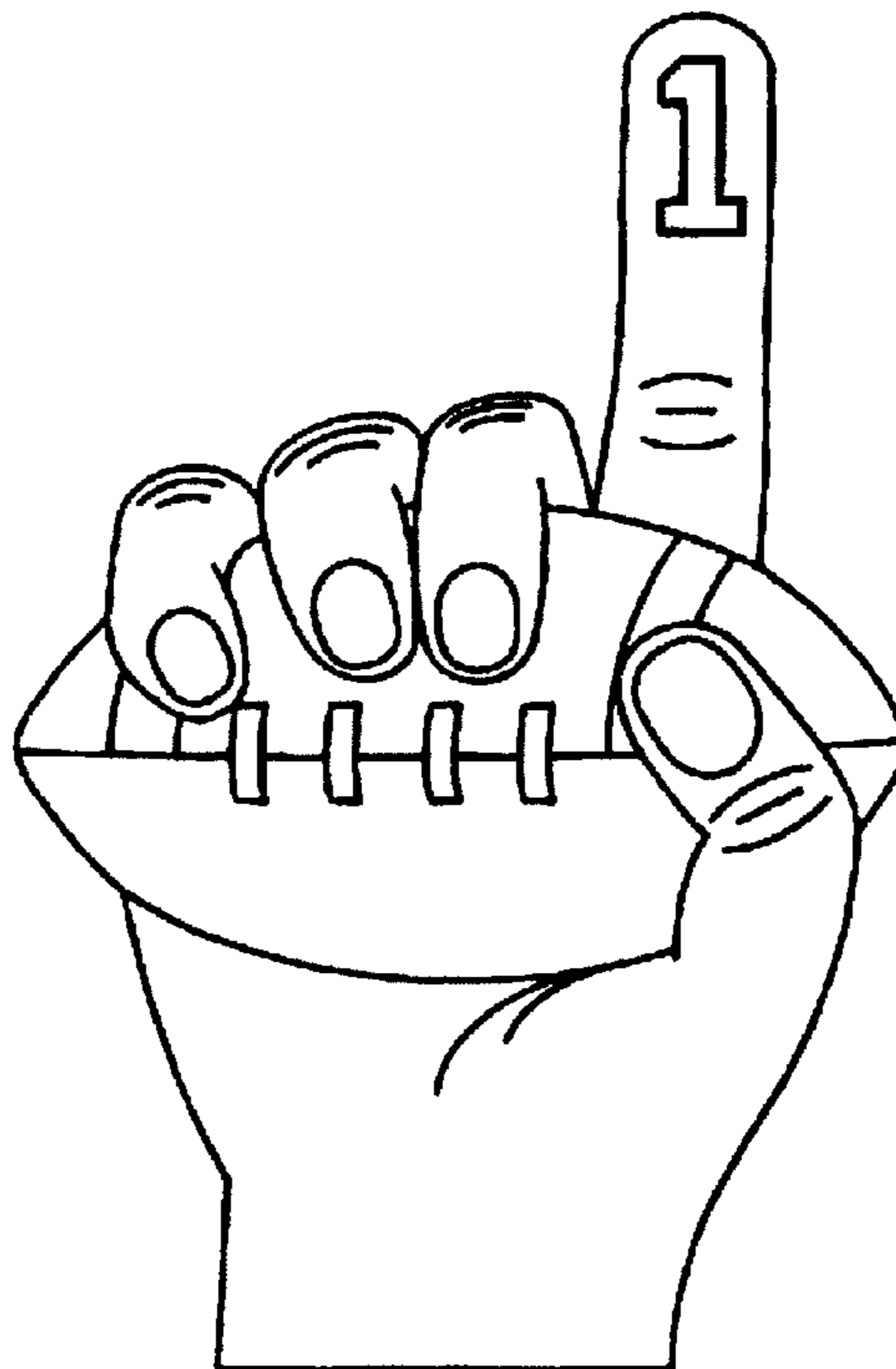


Fig.1

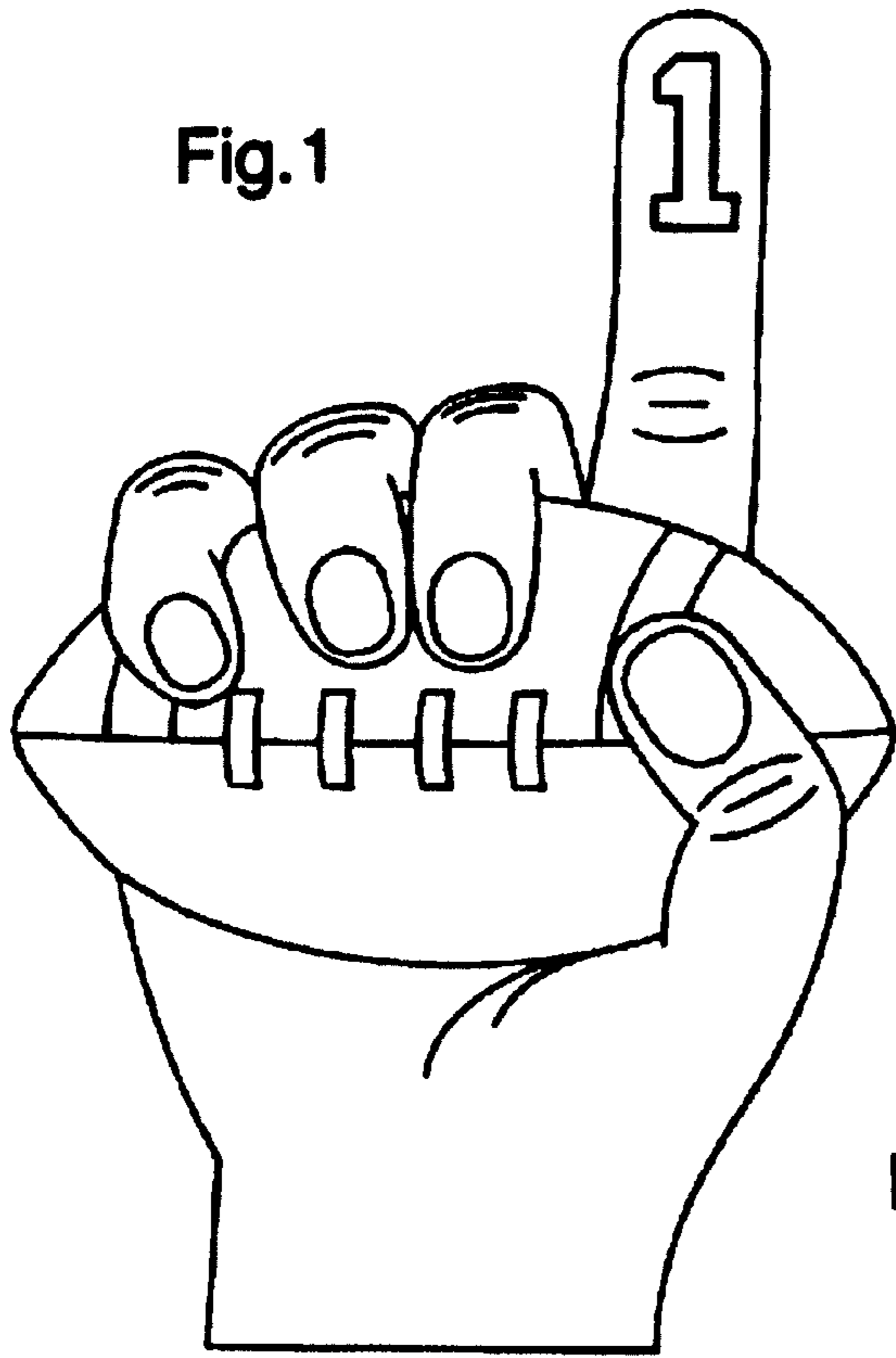


Fig.2

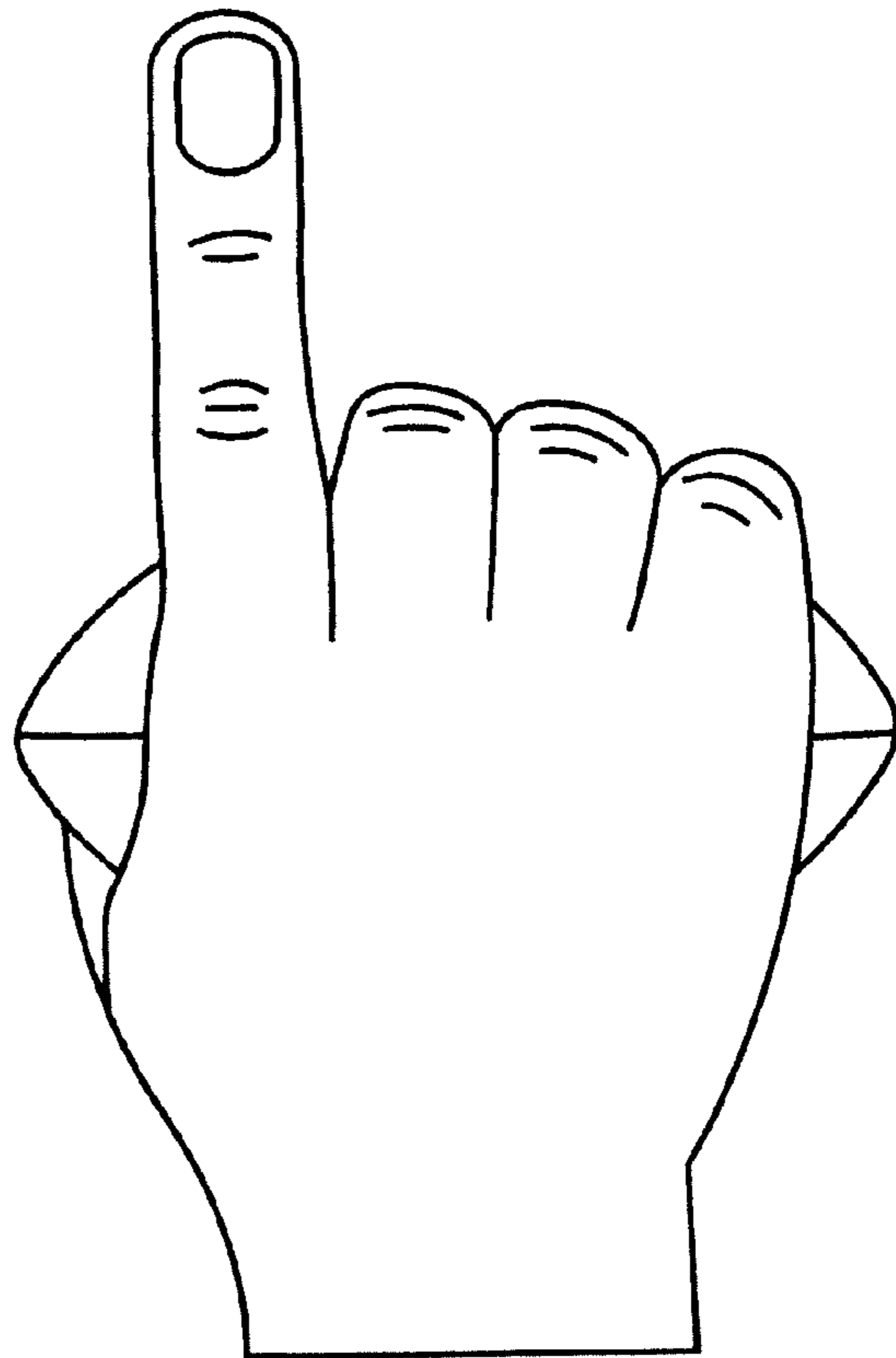




Fig.3



Fig.4

Fig.5




Fig.6

