



US00D633943S

(12) **United States Design Patent**
Stukenkemper

(10) **Patent No.:** **US D633,943 S**
(45) **Date of Patent:** **** Mar. 8, 2011**

(54) **WRITING INSTRUMENT**

D605,698 S * 12/2009 Zhang D19/48

(75) Inventor: **Heinrich Stukenkemper,**
Castrop-Rauxel (DE)

(73) Assignee: **Faber-Castell Aktiengesellschaft,** Stein
(DE)

(**) Term: **14 Years**

(21) Appl. No.: **29/342,365**

(22) Filed: **Aug. 24, 2009**

(51) **LOC (9) Cl.** **19-06**

(52) **U.S. Cl.** **D19/51**

(58) **Field of Classification Search** D19/35,
D19/36, 41–51, 53–57; 24/11 R, 11 F, 11 P;
401/52, 99, 100, 104–109, 192, 195, 196
See application file for complete search history.

(56) **References Cited**

U.S. PATENT DOCUMENTS

4,541,630	A *	9/1985	Dirks	273/144 B
5,313,557	A *	5/1994	Osterhout	704/272
D427,633	S *	7/2000	Pellisa Beneyto	D19/51
D445,454	S *	7/2001	Martens et al.	D19/51
6,261,016	B1 *	7/2001	Liu	401/116
D469,123	S *	1/2003	Briggl et al.	D19/48
6,604,880	B1 *	8/2003	Huang et al.	401/195
6,729,785	B2 *	5/2004	Wijerama	401/17
6,923,588	B1 *	8/2005	Hsieh	401/115
D539,343	S *	3/2007	Qiu	D19/36
D553,678	S *	10/2007	Cram	D19/46
D553,681	S *	10/2007	Cetera	D19/51
D575,823	S *	8/2008	Rommel	D19/51

OTHER PUBLICATIONS

Faber-Castell Sales Folder, May 2009.

Paperworld, Jan. 2009.

* cited by examiner

Primary Examiner—Elizabeth A Albert

(74) *Attorney, Agent, or Firm*—Calfee, Halter & Griswold
LLP

(57) **CLAIM**

I claim the ornamental design for a writing instrument, as shown and described.

DESCRIPTION

FIG. 1 is a front/left/top perspective view of the writing instrument, wherein the front/right/top perspective view would be a mirror image thereof;

FIG. 2 is a right side view thereof, wherein the left side view would be a mirror image thereof;

FIG. 3 is a top view thereof;

FIG. 4 is a top/rear perspective view thereof;

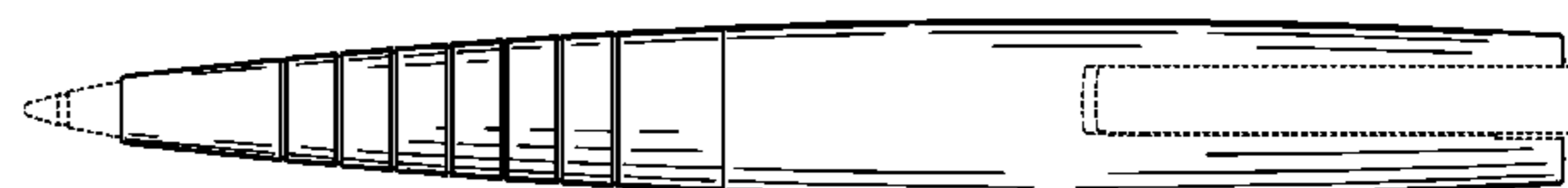
FIG. 5 is a rear/right/top perspective view thereof, wherein the rear/left/top perspective view would be a mirror image thereof;

FIG. 6 is a rear/right/top perspective view thereof (taken at a different angle than FIG. 5), wherein the rear/left/top perspective view would be a mirror image thereof; and,

FIG. 7 is a top/front view thereof.

The broken lines representing the clip, the clip end, and the other end form no part of the claimed design.

1 Claim, 6 Drawing Sheets



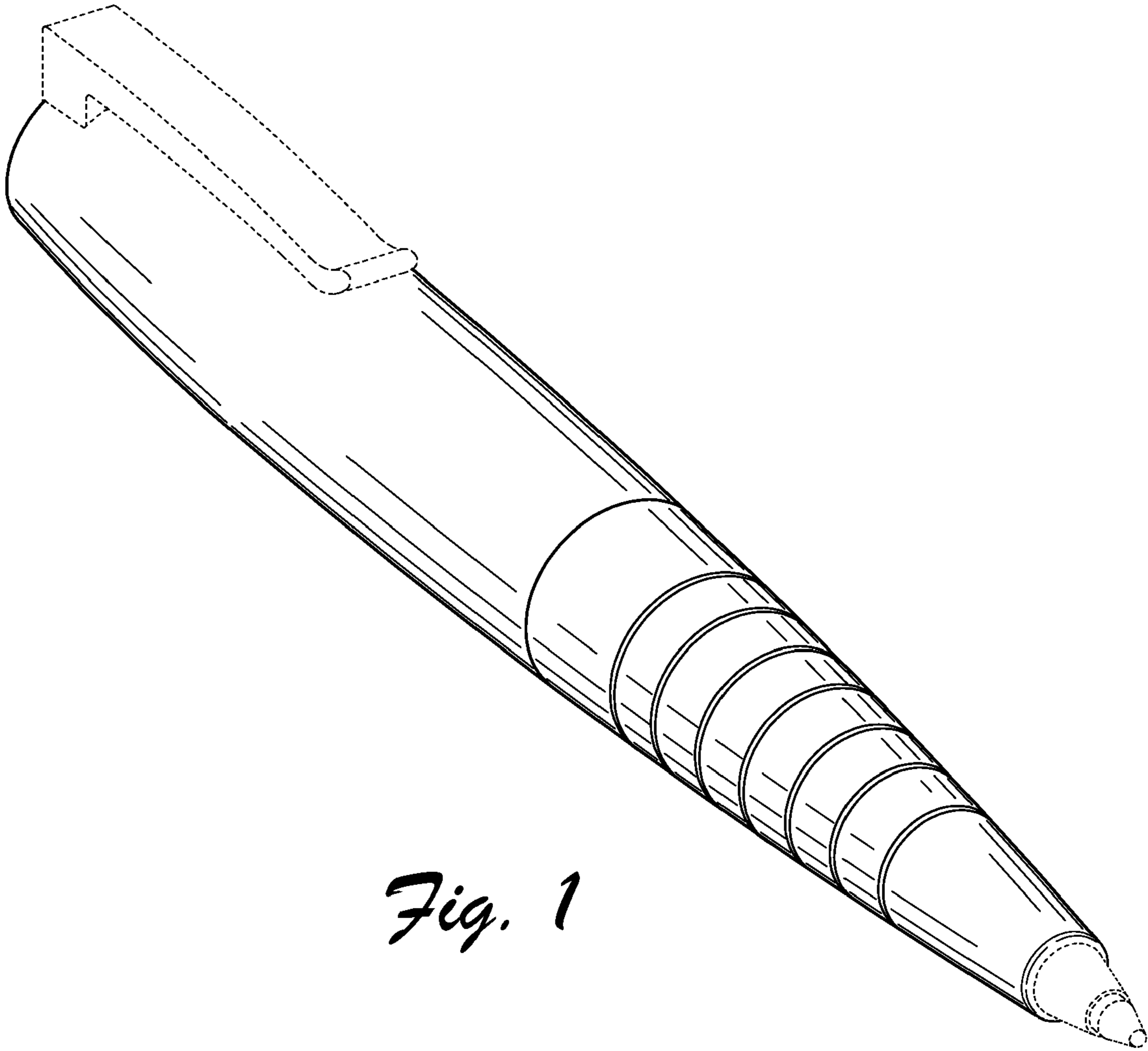


Fig. 1

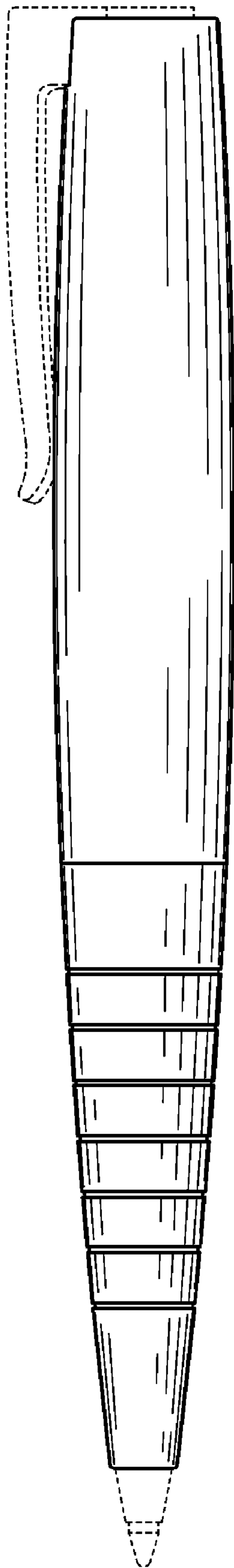


Fig. 2

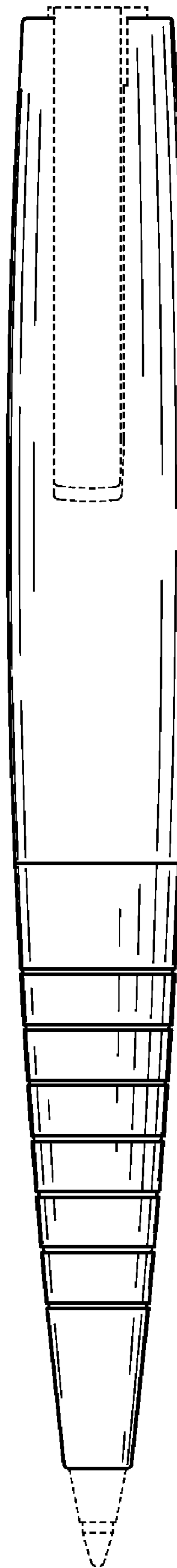


Fig. 3

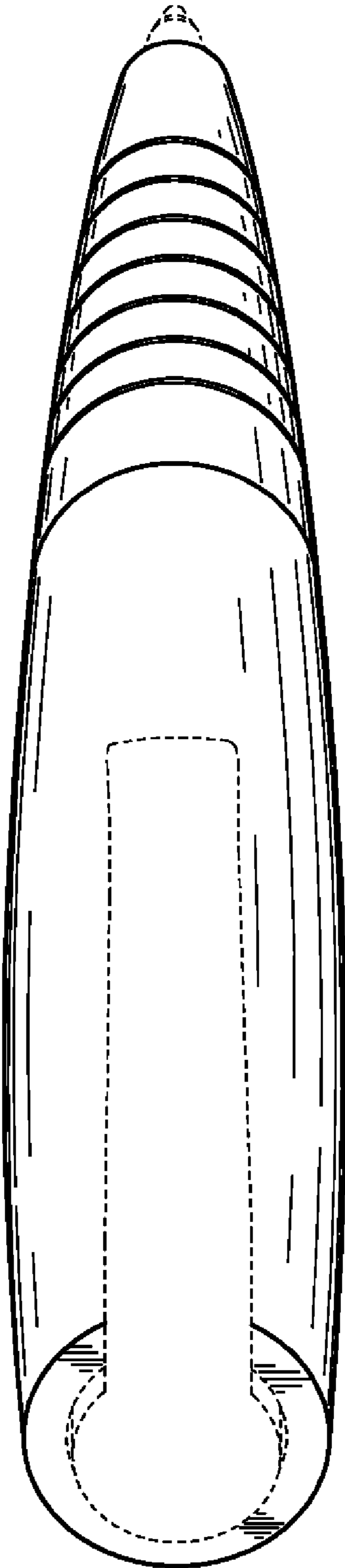


Fig. 4

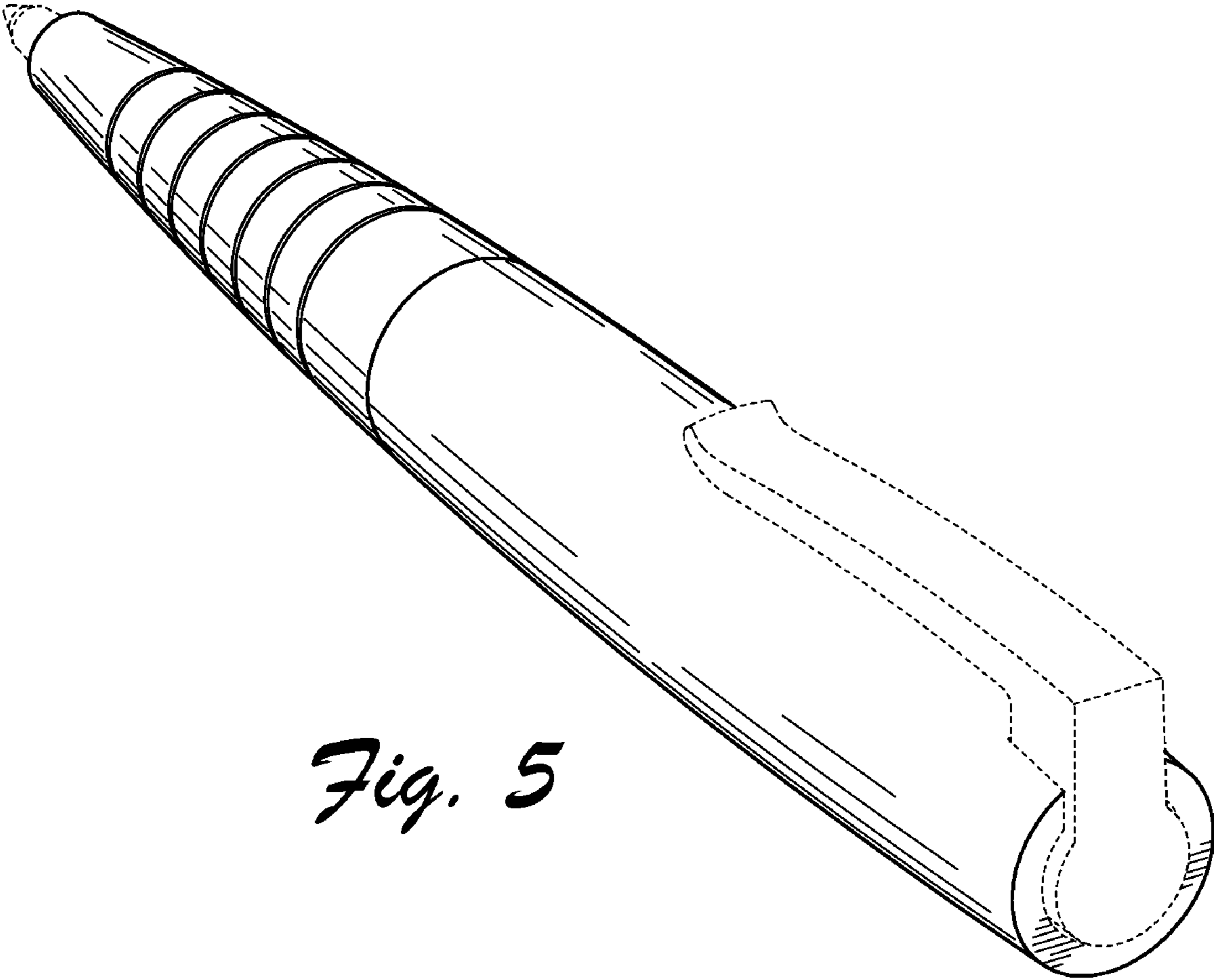


Fig. 5

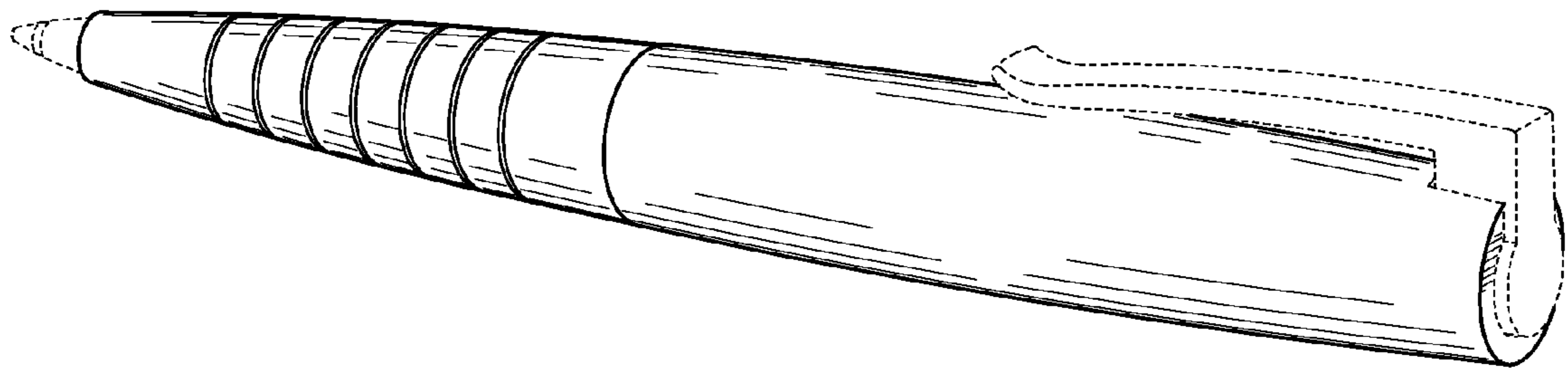


Fig. 6




Fig. 7