

US00D633933S

(12) **United States Design Patent**
Van Schalkwyk

(10) **Patent No.:** **US D633,933 S**
(45) **Date of Patent:** **** Mar. 8, 2011**

(54) **PICTURE CAPTURE APPARATUS** 7,595,914 B2 * 9/2009 Haining 358/474

(76) Inventor: **Mark Van Schalkwyk**, Brooklyn, NY
(US)

* cited by examiner

Primary Examiner—Adir Aronovich
(74) *Attorney, Agent, or Firm*—Gottlieb, Rackman & Reisman, P.C.

(**) Term: **14 Years**

(21) Appl. No.: **29/365,569**

(22) Filed: **Jul. 12, 2010**

(57) **CLAIM**

The ornamental design for a picture capture apparatus, as shown and described.

Related U.S. Application Data

(63) Continuation-in-part of application No. 12/789,844, filed on May 28, 2010.

DESCRIPTION

(51) **LOC (9) Cl.** **16-01**

FIG. 1 is a perspective view of the picture capture apparatus showing my new design;

(52) **U.S. Cl.** **D16/214**

FIG. 2 is a front elevational view thereof;

(58) **Field of Classification Search** D16/214,

FIG. 3 is a rear elevational view thereof;

D16/215; D25/16; 396/2, 3, 4

FIG. 4 is a left side elevational view thereof;

See application file for complete search history.

FIG. 5 is a right side elevational view thereof;

(56) **References Cited**

FIG. 6 is a top plan view thereof; and,

U.S. PATENT DOCUMENTS

FIG. 7 is a bottom plan view thereof.

D325,829 S * 5/1992 Cury D16/215

The broken lines showing of the environment in FIGS. 1-7 are for illustrative purpose only and form no part of the claimed design.

D433,695 S * 11/2000 Smart D16/215

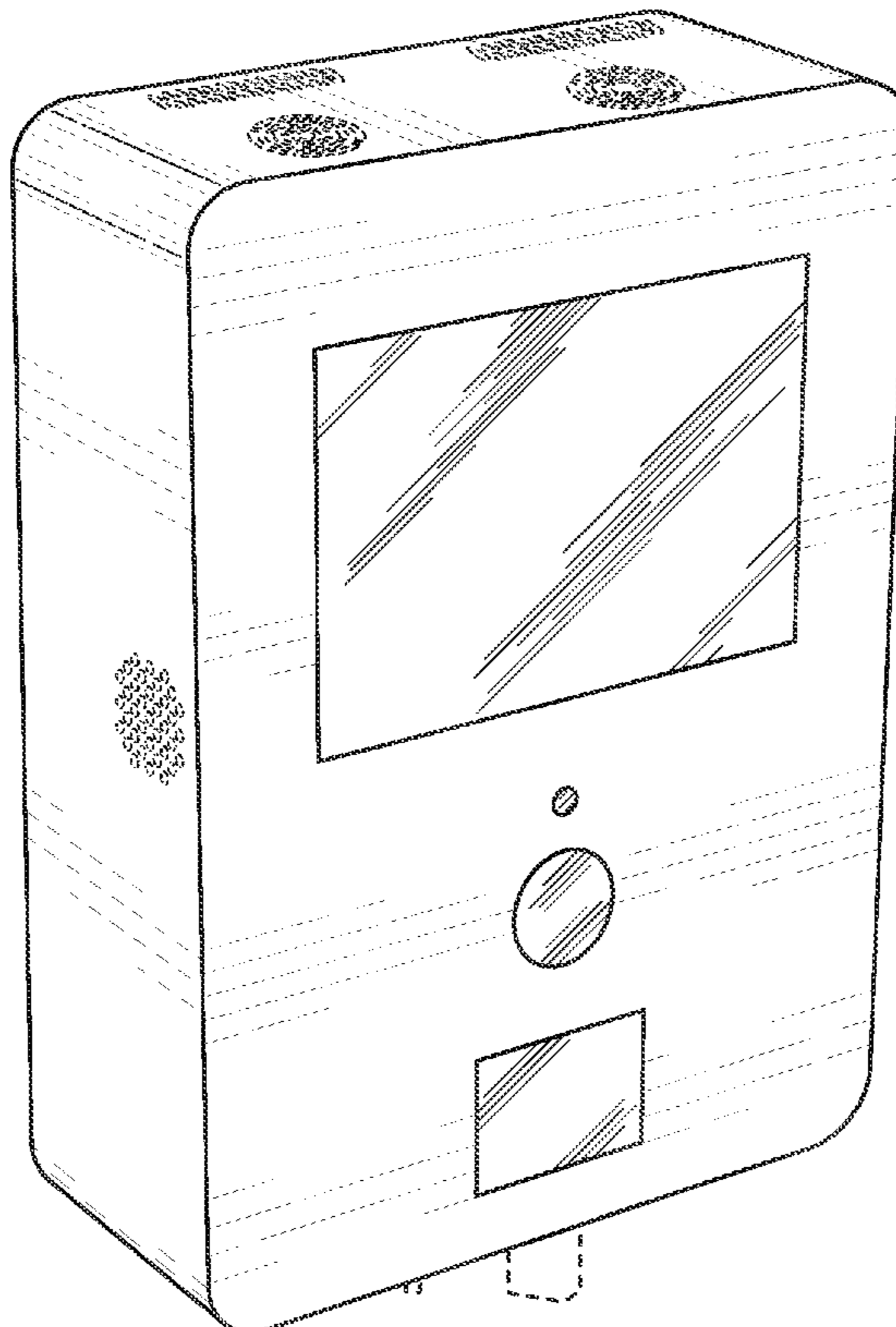
6,369,908 B1 * 4/2002 Frey et al. 396/2

6,408,132 B1 * 6/2002 Ishikawa 396/2

6,415,106 B2 * 7/2002 Hayashi et al. 348/376

7,472,910 B1 * 1/2009 Okada et al. 463/43

1 Claim, 5 Drawing Sheets



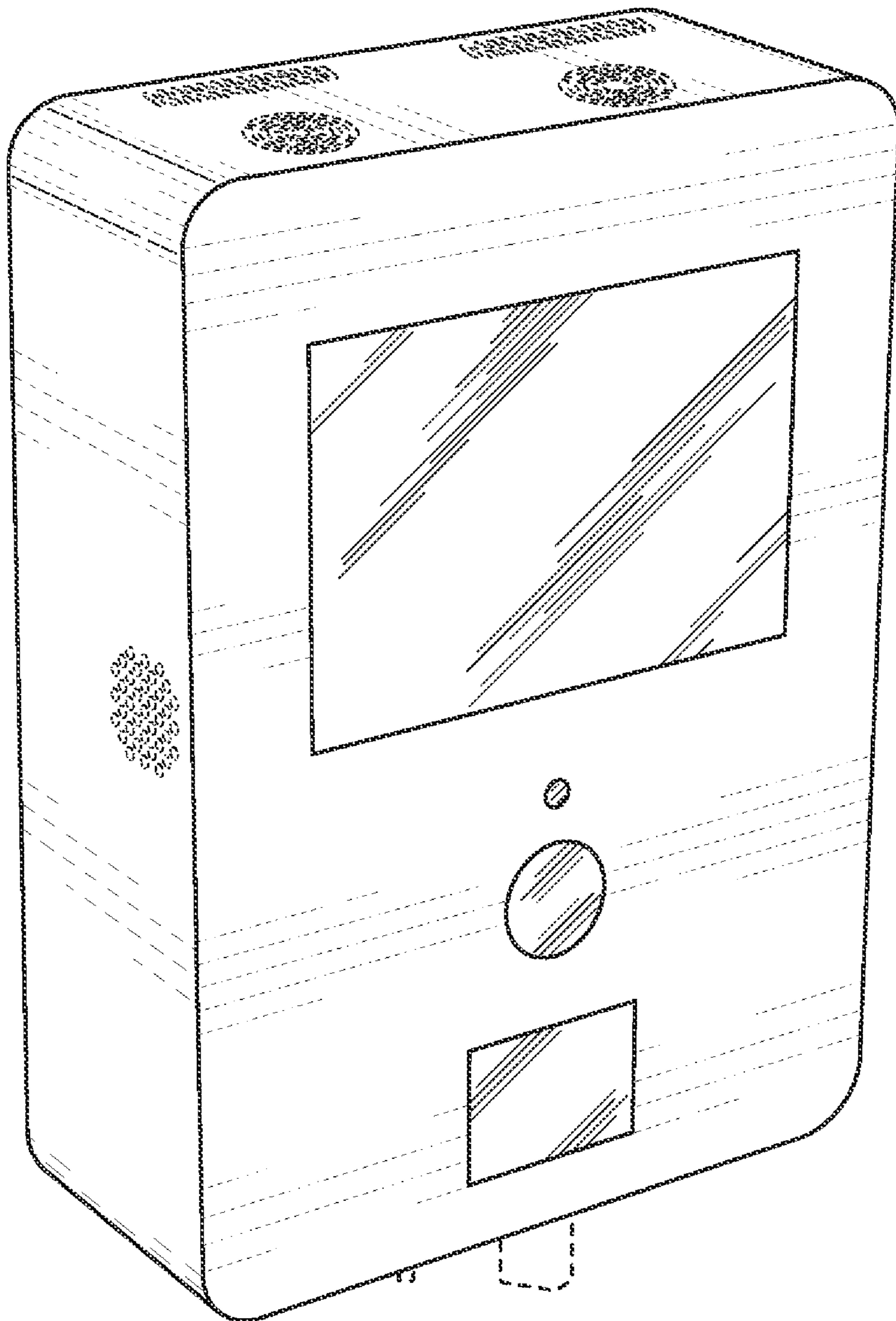


FIG. 1

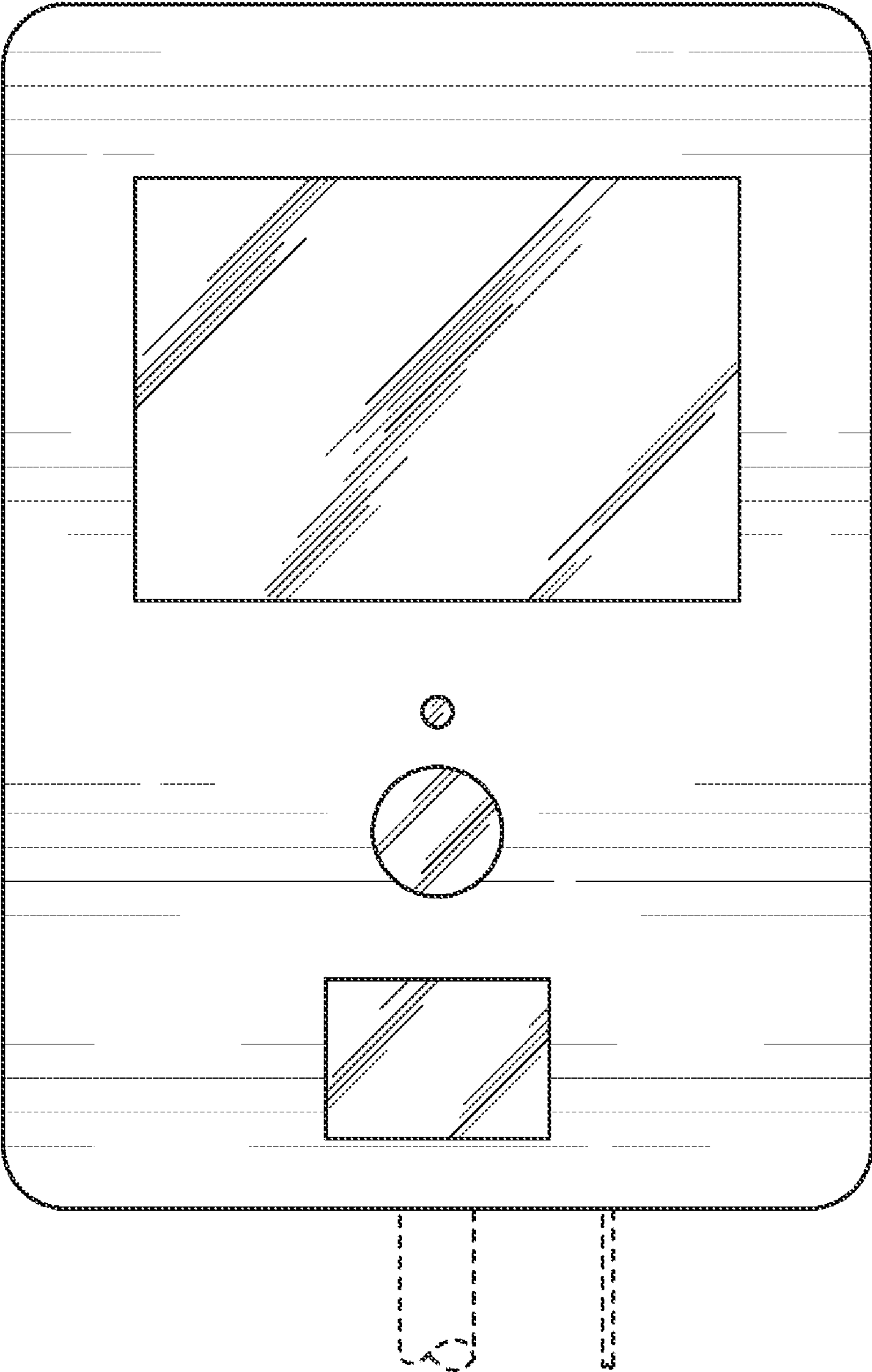


FIG. 2




FIG. 3




FIG. 4




FIG. 5




FIG. 6

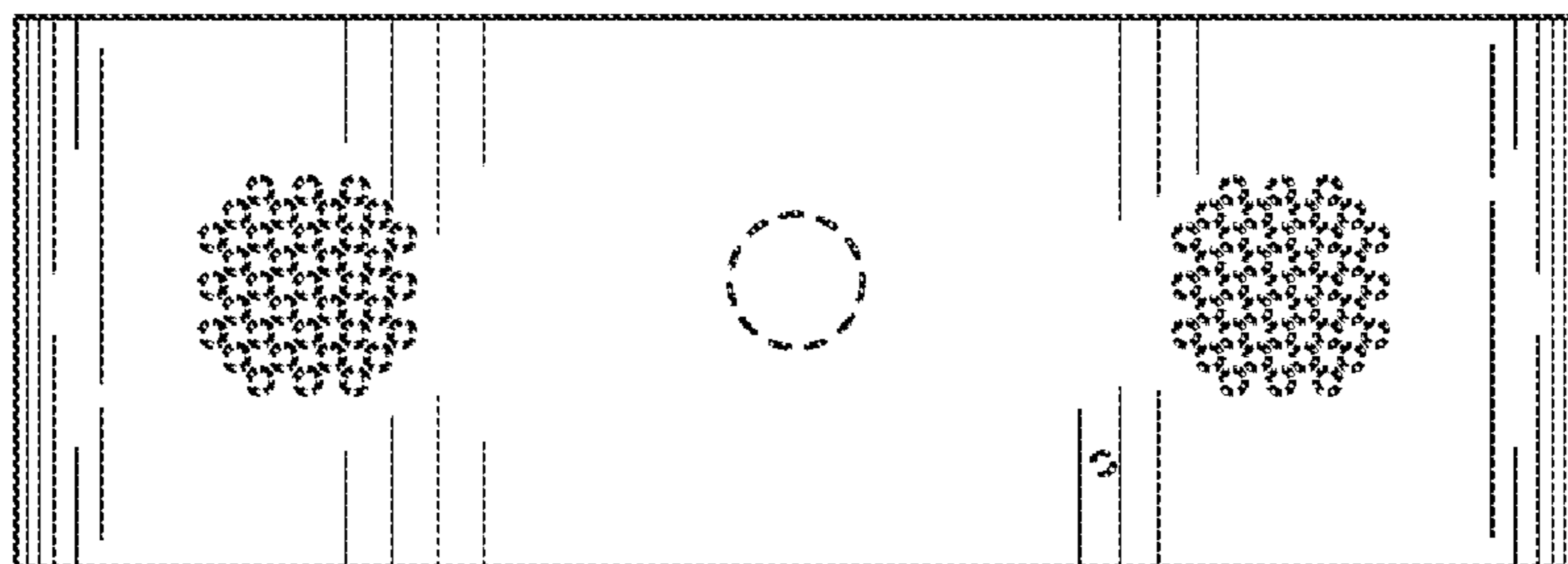


FIG. 7