



US00D633929S

(12) **United States Design Patent**
Yuyama et al.

(10) **Patent No.:** **US D633,929 S**
(45) **Date of Patent:** **** Mar. 8, 2011**

(54) **TABLET FILLING MACHINE**

(75) Inventors: **Shoji Yuyama**, Osaka (JP); **Naoki Koike**, Osaka (JP)

(73) Assignee: **Yuyama Mfg. Co., Ltd.** (JP)

(**) Term: **14 Years**

(21) Appl. No.: **29/328,289**

(22) Filed: **Nov. 21, 2008**

(51) **LOC (9) Cl.** **15-99**

(52) **U.S. Cl.** **D15/145**

(58) **Field of Classification Search** D6/445;
D10/97; D15/145, 146, 199; D20/4; 53/131.4,
53/167, 202, 279, 284.5, 370.7, 370.9, 381.1,
53/426, 550, 563, 565; 493/184
See application file for complete search history.

(56) **References Cited**

U.S. PATENT DOCUMENTS

5,709,063	A *	1/1998	Yuyama et al.	53/154
D398,017	S *	9/1998	Wurst	D15/145
D408,457	S *	4/1999	Ogomori et al.	D20/4
6,898,919	B2 *	5/2005	Kim	53/154
D517,438	S *	3/2006	Sato et al.	D10/97
7,331,151	B2 *	2/2008	Kim	53/52
D566,736	S *	4/2008	Okamoto et al.	D15/145
D567,272	S *	4/2008	Okamoto et al.	D15/145
D567,273	S *	4/2008	Okamoto et al.	D15/145

2003/0056467	A1 *	3/2003	Kim	53/167
2004/0134043	A1 *	7/2004	Uema et al.	24/297
2004/0182044	A1 *	9/2004	Kim	53/131.4
2005/0122010	A1 *	6/2005	Kobayashi et al.	312/209
2005/0146544	A1 *	7/2005	Kondo	347/7
2007/0022713	A1 *	2/2007	Yuyama et al.	53/255

* cited by examiner

Primary Examiner—Patricia Palasik

(74) *Attorney, Agent, or Firm*—Studebaker & Brackett PC;
Donald R. Studebaker

(57) **CLAIM**

The ornamental design for a tablet filling machine, as shown and described.

DESCRIPTION

FIG. 1 is a front elevational view of the tablet filling machine; FIG. 2 is a rear elevational view of the tablet filling machine; FIG. 3 is a left side elevational view of the tablet filling machine;

FIG. 4 is a right side elevational view of the tablet filling machine;

FIG. 5 is a top plan view of the tablet filling machine; and,

FIG. 6 is a bottom plan view of the tablet filling machine.

The broken lines in the drawings depict unclaimed environment subject matter.

1 Claim, 4 Drawing Sheets

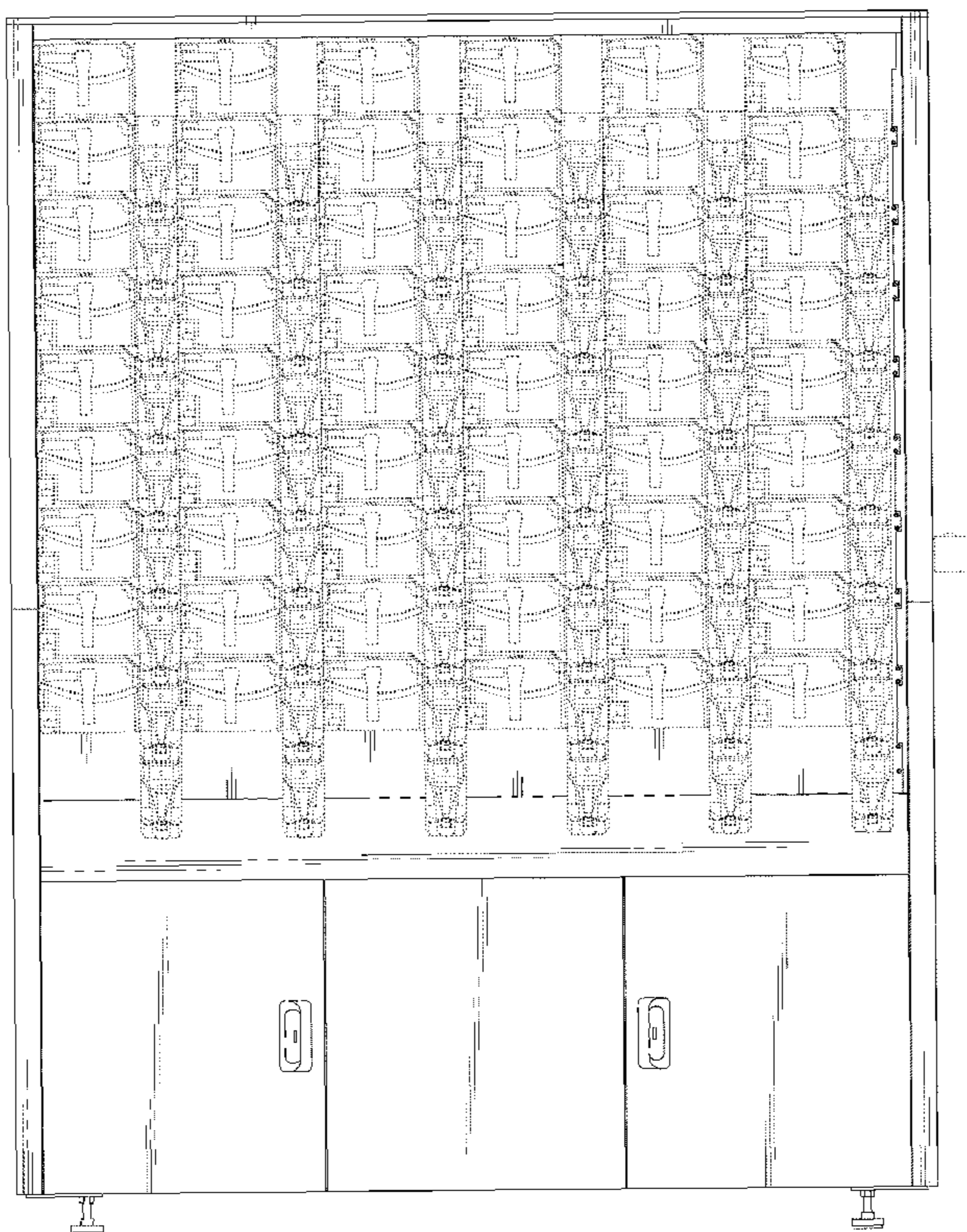


FIG.1

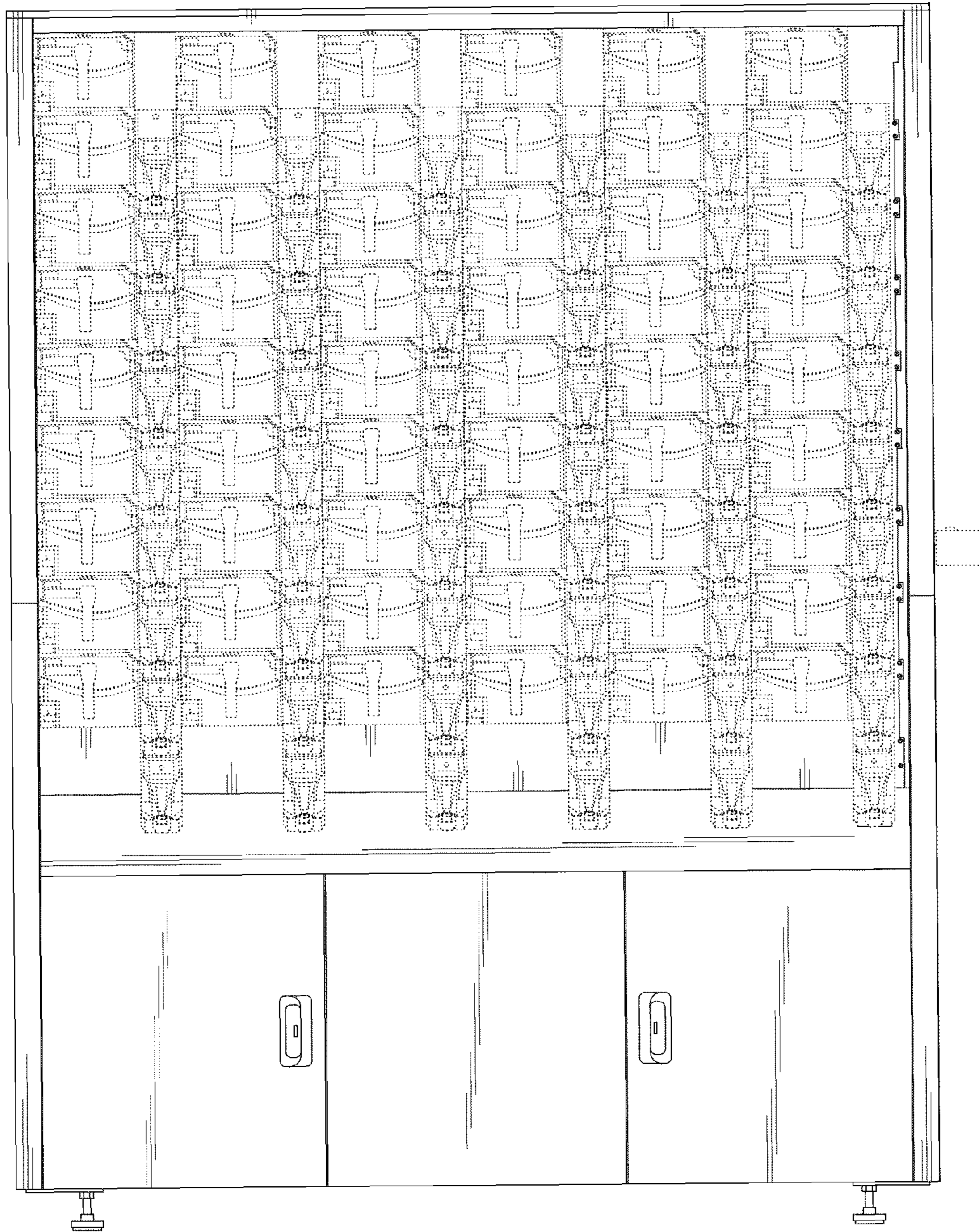


FIG. 2




FIG. 3

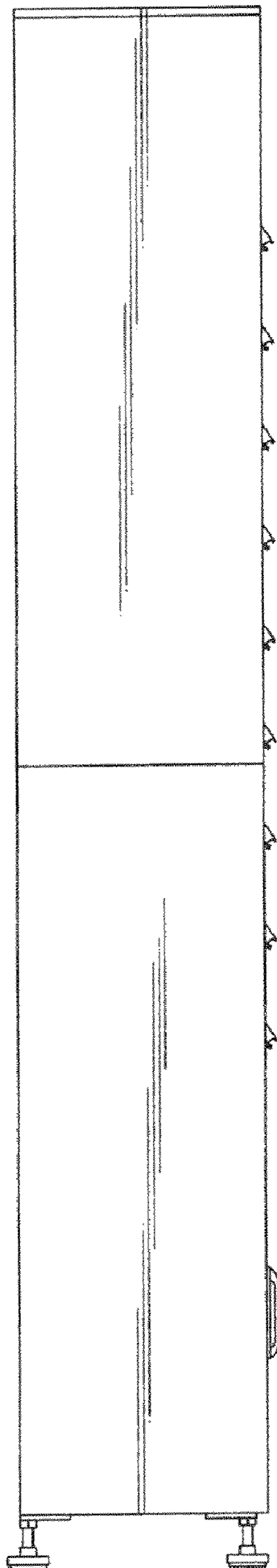


FIG. 4

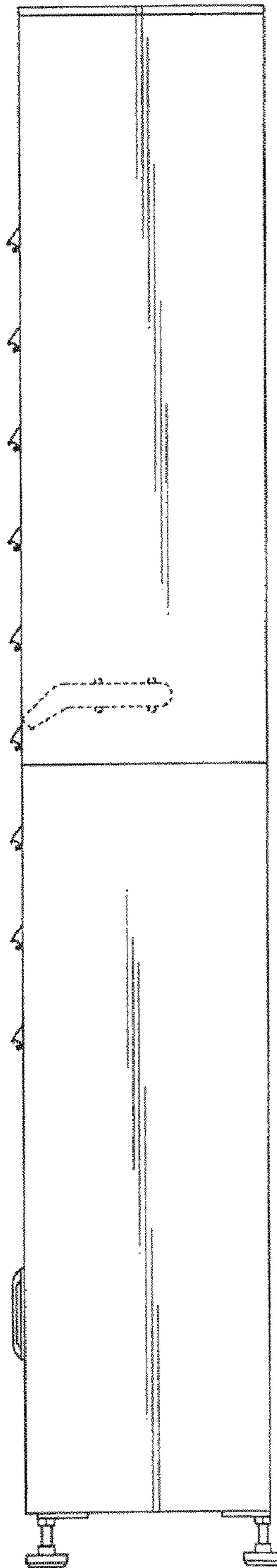


FIG. 5




FIG. 6

