



US00D633928S

(12) **United States Design Patent**
Nilsson et al.

(10) **Patent No.:** **US D633,928 S**
(45) **Date of Patent:** **** Mar. 8, 2011**

(54) **ABRASIVE DISC HOLDER**

(75) Inventors: **Tobias Nilsson**, Huskvarna (SE); **Tim R. Van Der Veen**, Boronia (AU)

(73) Assignee: **Husqvarna AB**, Huskvarna (SE)

(**) Term: **14 Years**

(21) Appl. No.: **29/355,022**

(22) Filed: **Feb. 1, 2010**

D437,762	S	*	2/2001	Suzuki	D8/70
D467,485	S	*	12/2002	Daniels et al.	D8/70
6,645,058	B2	*	11/2003	Puzio et al.	451/365
6,796,888	B2	*	9/2004	Jasch	451/342
D506,376	S	*	6/2005	Hede	D8/70
D508,060	S	*	8/2005	Olsen et al.	D15/126
7,147,548	B1	*	12/2006	Mehrabi	451/548
D555,681	S	*	11/2007	Popov	D15/126
D589,541	S	*	3/2009	Park	D15/126
D612,874	S	*	3/2010	Nilsson et al.	D15/138
2003/0096566	A1	*	5/2003	Fritz et al.	451/508
2007/0254568	A1	*	11/2007	Park	451/548

Related U.S. Application Data

(62) Division of application No. 29/333,294, filed on Mar. 5, 2009, now Pat. No. Des. 612,874.

Foreign Application Priority Data

Sep. 5, 2008 (EM) 000997432

(51) **LOC (9) Cl.** **15-09**

(52) **U.S. Cl.** **D15/138**

(58) **Field of Classification Search** D8/63, D8/70; D15/124, 125, 126, 138, 139; 30/307, 30/346, 347, 355, 388, 389, 390; 83/478, 83/663, 676, 835, 839, 848, 852, 854, 855; 125/15, 18, 230, 231; 451/41, 47, 56, 259, 451/324, 359, 420, 443, 490, 510, 523, 533, 451/540, 541, 542, 544, 545, 547, 548-551
See application file for complete search history.

References Cited

U.S. PATENT DOCUMENTS

4,287,685 A * 9/1981 Marton 451/359

* cited by examiner

Primary Examiner—Sandra Snapp

Assistant Examiner—Patricia Palasik

(74) *Attorney, Agent, or Firm*—Novak Druce + Quigg LLP

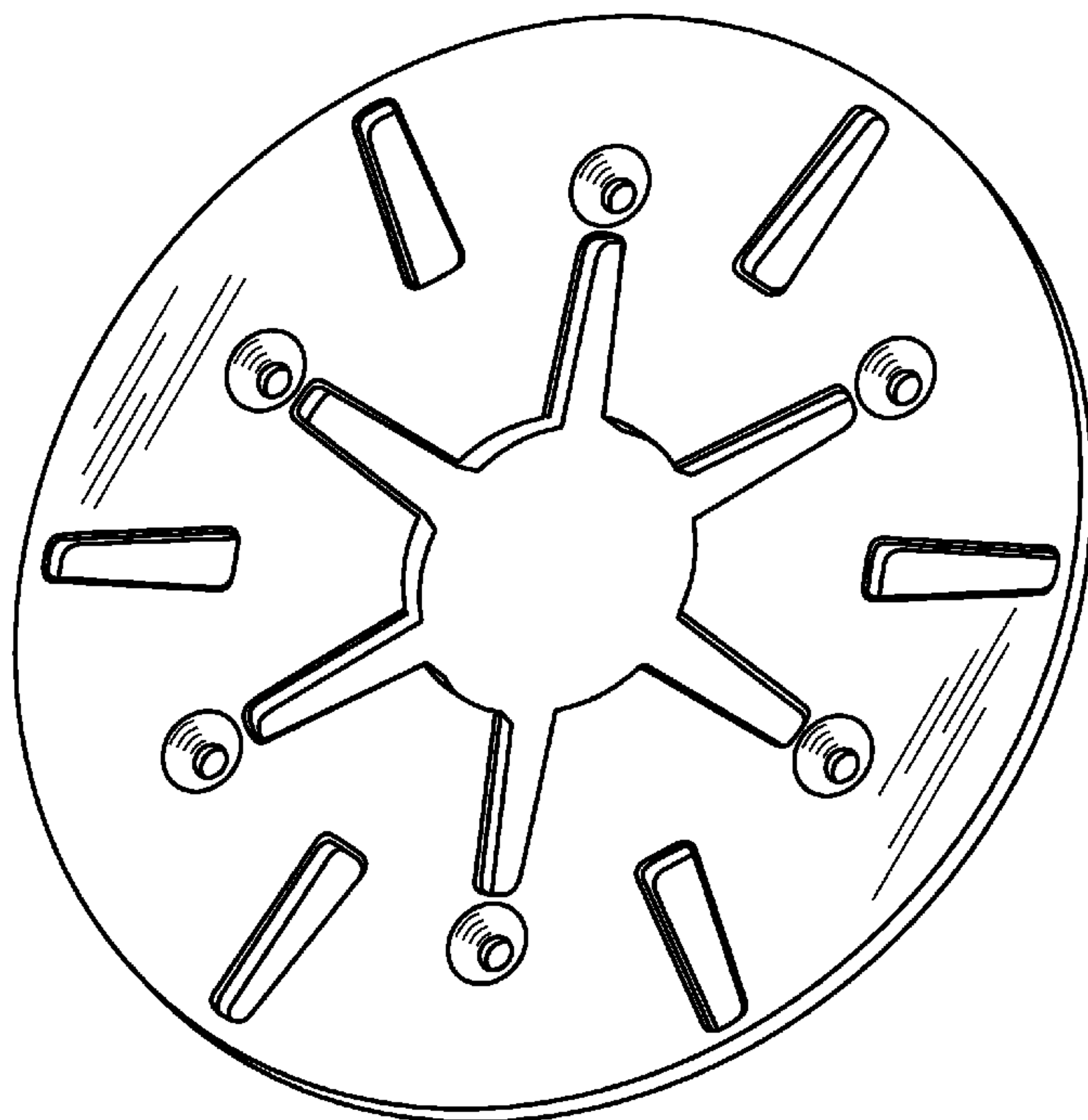
CLAIM

We claim the ornamental design for an abrasive disc holder, as shown and described.

DESCRIPTION

FIG. 1 is a front perspective view of an abrasive disc holder; FIG. 2 is a front view thereof; FIG. 3 is a back view thereof; and, FIG. 4 is a side view thereof.

1 Claim, 4 Drawing Sheets



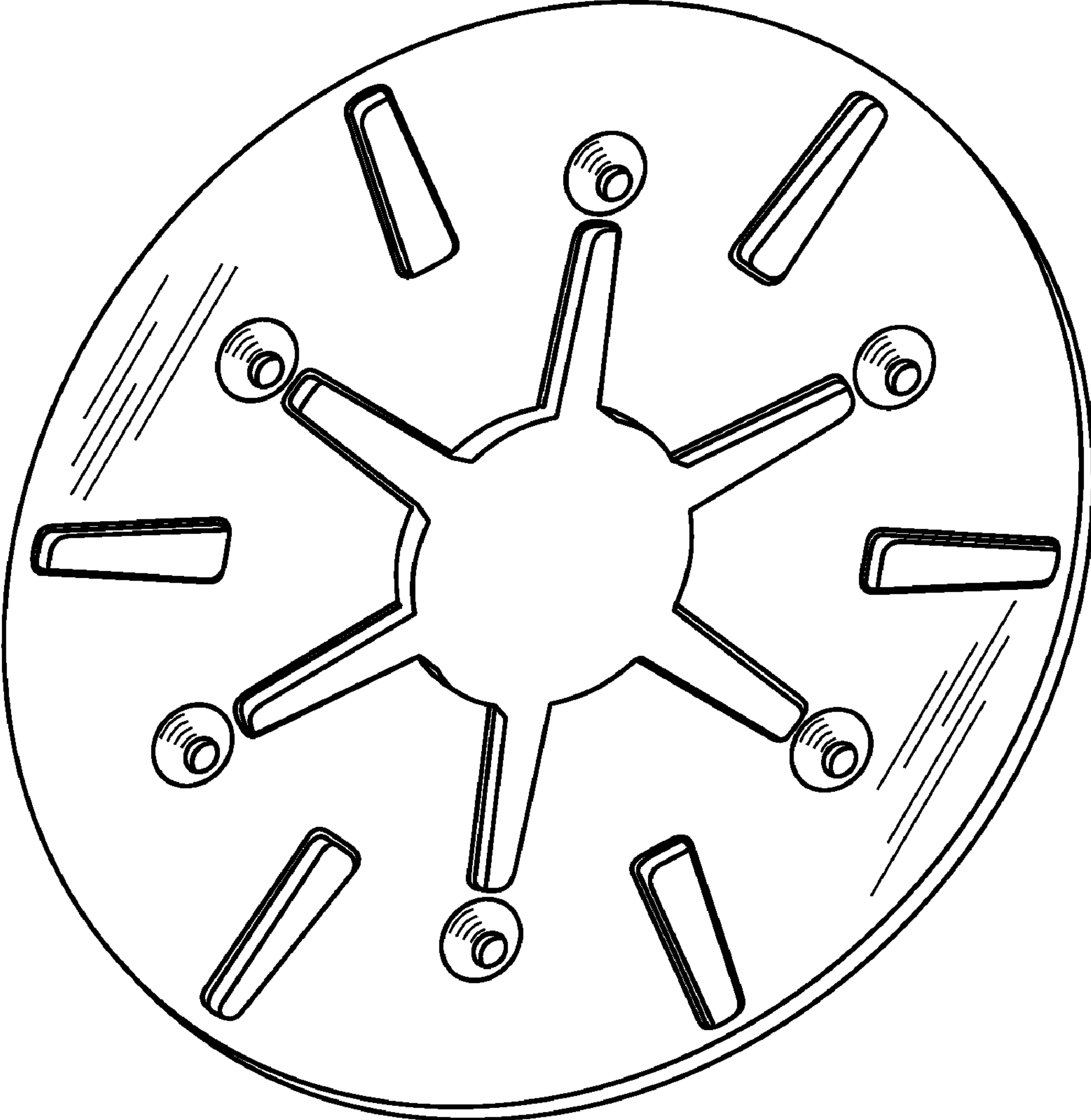


FIG. 1

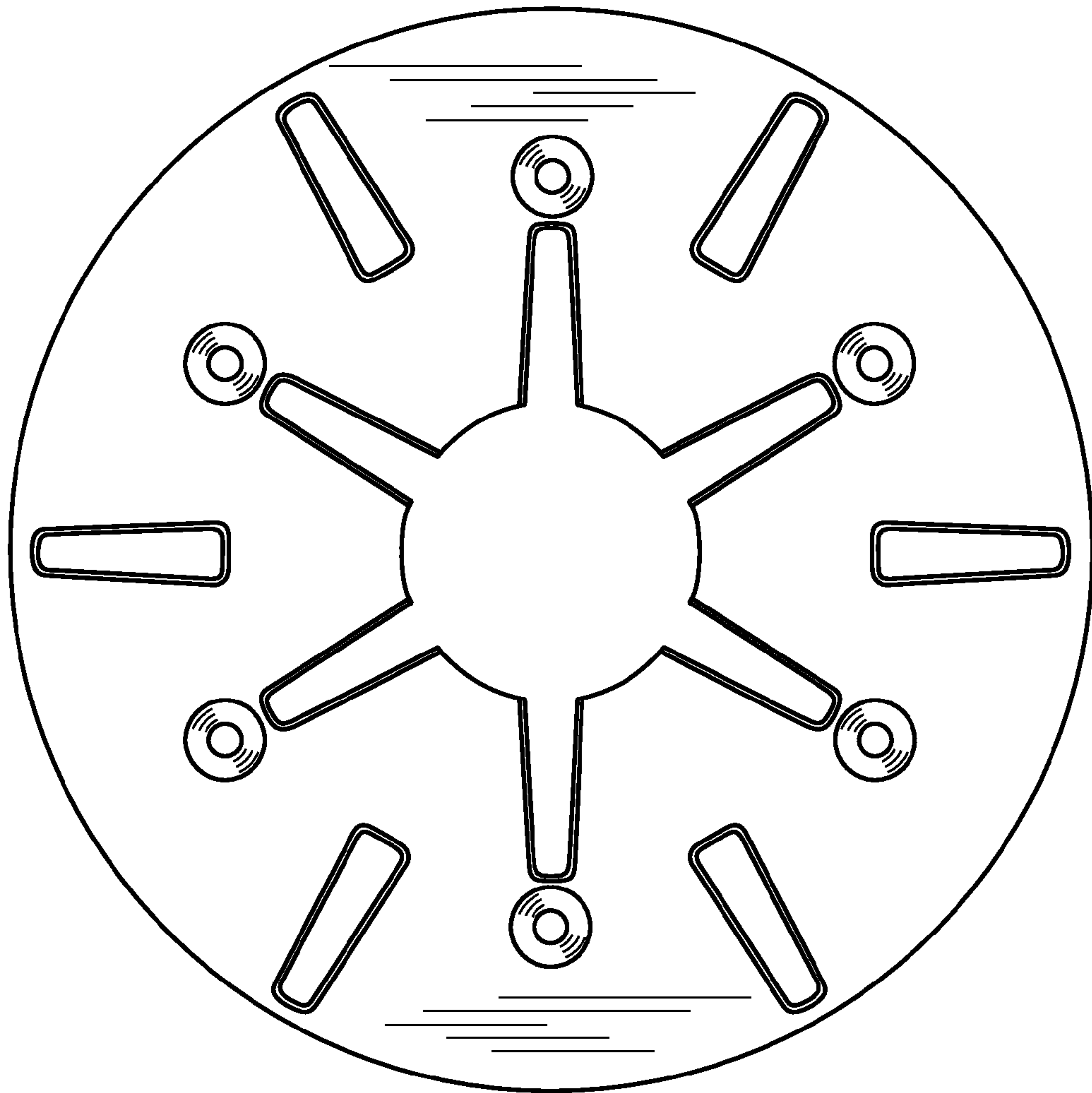


FIG. 2

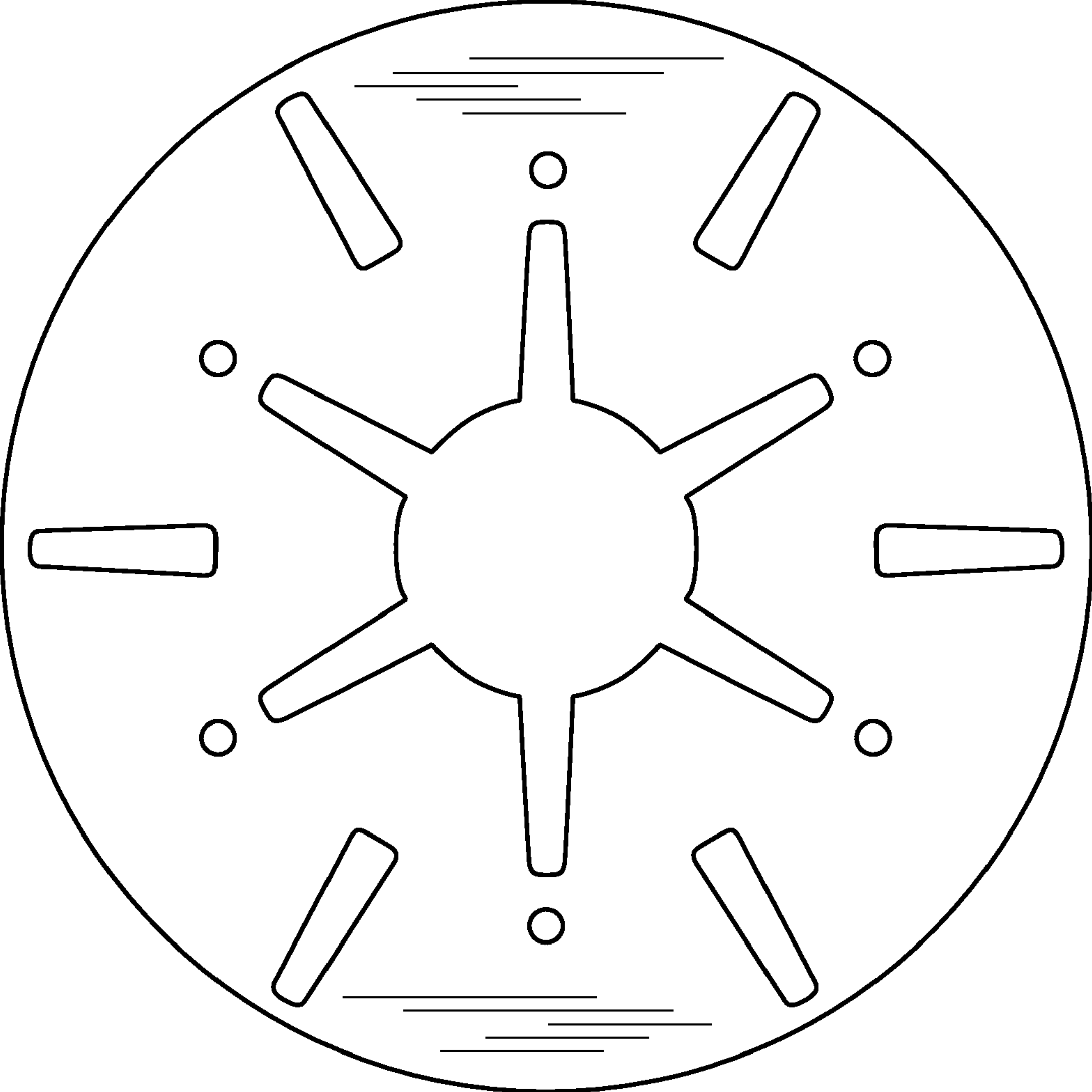


FIG. 3

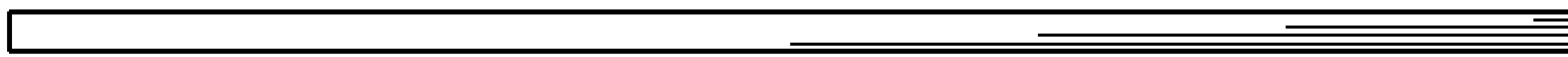


FIG. 4