



US00D633908S

(12) **United States Design Patent**
Akana et al.

(10) **Patent No.:** **US D633,908 S**
(45) **Date of Patent:** **** Mar. 8, 2011**

(54) **ELECTRONIC DEVICE**

(75) Inventors: **Jody Akana**, San Francisco, CA (US);
Bartley K. Andre, Menlo Park, CA
(US); **Jeremy Bataillou**, San Francisco,
CA (US); **Daniel J. Coster**, San
Francisco, CA (US); **Daniele De Iuliis**,
San Francisco, CA (US); **Evans**
Hankey, San Francisco, CA (US);
Richard P. Howarth, San Francisco, CA
(US); **Jonathan P. Ive**, San Francisco,
CA (US); **Steve Jobs**, Palo Alto, CA
(US); **Duncan Robert Kerr**, San
Francisco, CA (US); **Shin Nishibori**,
Portola Valley, CA (US); **Matthew Dean**
Rohrbach, San Francisco, CA (US);
Peter Russell-Clarke, San Francisco,
CA (US); **Christopher J. Stringer**,
Woodside, CA (US); **Eugene Antony**
Whang, San Francisco, CA (US); **Rico**
Zorkendorfer, San Francisco, CA (US)

(73) Assignee: **Apple Inc.**, Cupertino, CA (US)

(**) Term: **14 Years**

(21) Appl. No.: **29/360,110**

(22) Filed: **Apr. 20, 2010**

Related U.S. Application Data

(63) Continuation-in-part of application No. 29/360,036,
filed on Apr. 19, 2010.

(51) **LOC (9) Cl.** **14-02**

(52) **U.S. Cl.** **D14/341**

(58) **Field of Classification Search** D14/341-347,
D14/137, 138, 138.1, 138 AA, 138 R, 138 AB,
D14/138 G, 138 A, 496, 426, 429, 129, 130,
D14/420, 439-441, 448, 125, 147, 156, 218,
D14/250, 389, 336, 203.1, 203.3, 203.4, 203.7,
D14/315; D21/324, 329, 330; D10/65, 104;
D18/6-7; 345/169, 901, 905, 156, 157, 168,
345/173; 361/814, 680, 686, 679.27, 679.3;
341/22; 348/168; 379/433.04, 433.07, 433.11,
379/916, 433.01, 433.06


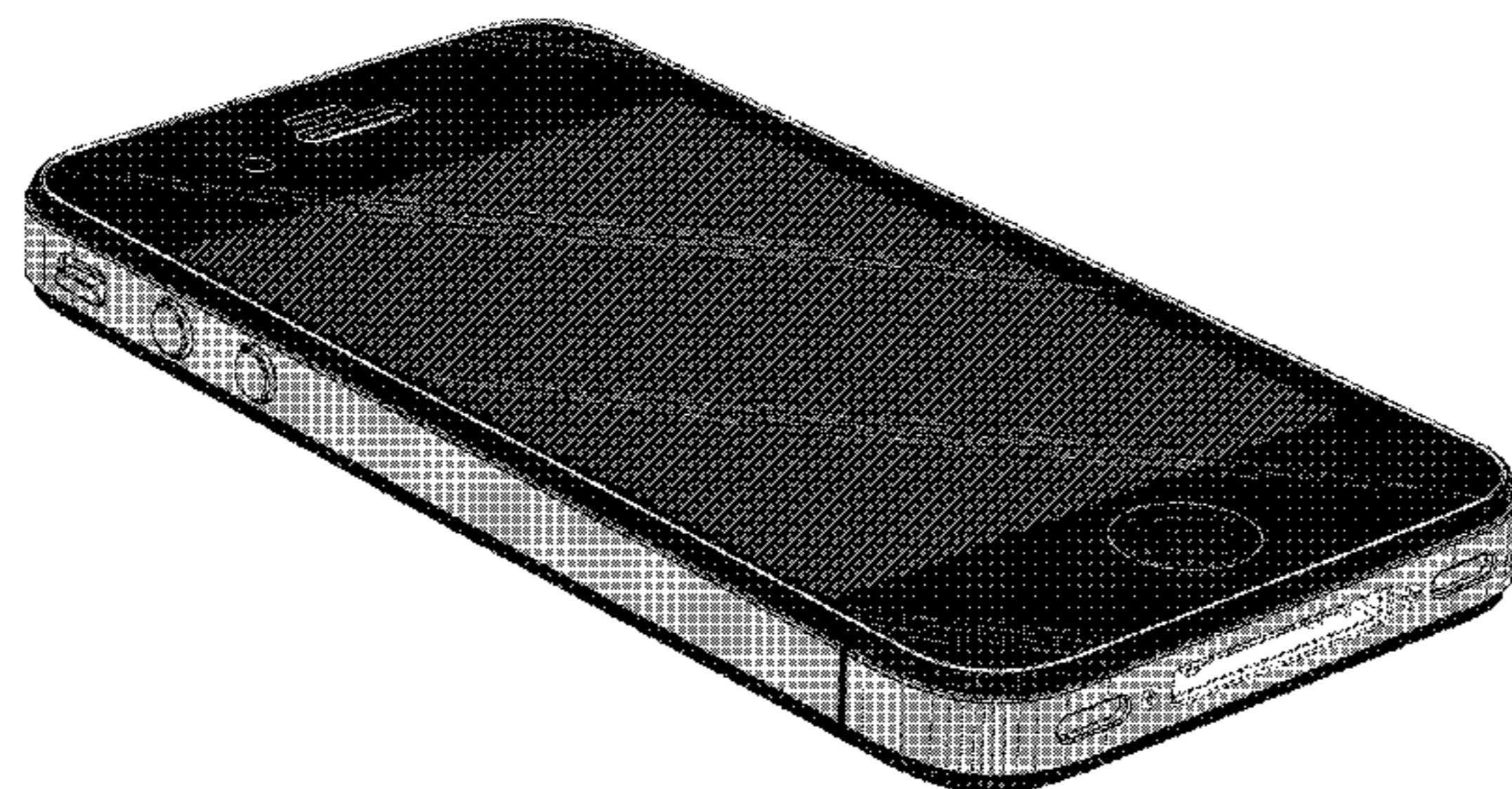
See application file for complete search history.

(56)

References Cited

U.S. PATENT DOCUMENTS

D297,518 S	9/1988	Yuen	
D300,831 S	4/1989	Jenkins et al.	
D302,336 S	7/1989	Erickson	
D490,420 S	5/2004	Solomon et al.	
6,781,819 B2	8/2004	Yang et al.	
D506,937 S	7/2005	Lee et al.	
D511,347 S	11/2005	Naruki	
D513,617 S	1/2006	Tierney	
D524,809 S	7/2006	Alcouloumre et al.	
D546,803 S	7/2007	Lee et al.	
D556,211 S	11/2007	Howard	
D558,757 S	1/2008	Andre et al.	
D558,758 S	1/2008	Andre et al.	
D560,231 S	1/2008	Lee	
D561,204 S	2/2008	Toh	
D562,285 S	2/2008	Lim	
7,330,741 B2	2/2008	Park et al.	
D563,938 S	3/2008	Kim et al.	
D567,819 S	4/2008	Devericks et al.	
D577,371 S	9/2008	Hu et al.	
D579,898 S	11/2008	Lee et al.	
D580,387 S	11/2008	Andre et al.	
D581,384 S	11/2008	Kim et al.	
D581,922 S	12/2008	Andre et al.	
D582,377 S	12/2008	Kim et al.	
D582,887 S	12/2008	Poandl	
D583,346 S	12/2008	Jung et al.	
D583,796 S *	12/2008	Tanaka	D14/155
D584,272 S	1/2009	Chung et al.	
D584,646 S	1/2009	Sanguinetti	
D584,738 S	1/2009	Kim et al.	
D591,252 S	4/2009	Kim et al.	
D592,166 S	5/2009	Song	
D592,628 S	5/2009	Kim et al.	
D593,087 S	5/2009	Andre et al.	
D598,414 S	8/2009	Joung et al.	
D599,342 S	9/2009	Andre et al.	
D600,241 S	9/2009	Andre et al.	
D602,014 S	10/2009	Andre et al.	
D602,015 S	10/2009	Andre et al.	
D602,016 S	10/2009	Andre et al.	
D602,017 S	10/2009	Andre et al.	
D602,486 S	10/2009	Andre et al.	
D603,834 S *	11/2009	Lyman et al.	D14/155
D604,297 S	11/2009	Andre et al.	



D606,129 S 12/2009 Ben-Moshe
D613,735 S 4/2010 Andre et al.
D613,736 S 4/2010 Andre et al.
D615,083 S 5/2010 Andre et al.
D618,204 S 6/2010 Andre et al.

FOREIGN PATENT DOCUMENTS

EM 000569157-0005 9/2006

OTHER PUBLICATIONS

“LG KE850 Prada,” http://www.gsmarena.com/lg_ke850_prada-1828.php. Downloaded Feb. 20, 2007. 4 pages.

“Meizu’s M8? Apple lawyers, start your engines,” <http://www.engadget.com/2007/01/29/meizus-m8-apple-lawyers-start-your-engines/>. Downloaded Sep. 13, 2007, 3 pages.

* cited by examiner

Primary Examiner—Cathron C Brooks

Assistant Examiner—Barbara Fox

(74) *Attorney, Agent, or Firm*—Sterne, Kessler, Goldstein & Fox PLLC

(57) **CLAIM**

The ornamental design for an electronic device, as shown and described.

DESCRIPTION

FIG. 1 is a bottom front perspective view of an electronic device showing our new design;

FIG. 2 is a top front perspective view thereof;

FIG. 3 is a top rear perspective view thereof;

FIG. 4 is a bottom rear perspective view thereof;

FIG. 5 is a front view thereof;

FIG. 6 is a rear view thereof;

FIG. 7 is a top view thereof;

FIG. 8 is a bottom view thereof;

FIG. 9 is a left side view thereof; and,

FIG. 10 is a right side view thereof.

The shade lines in the Figures show contour and not surface ornamentation.

The surfaces of the portable display device shown in FIGS. 1-10 are illustrated to show color and contrast, specifically, the front and back surfaces are black and the side surfaces are a stainless steel color.

The broken lines in the figures show portions of the electronic device which form no part of the claimed design.

1 Claim, 8 Drawing Sheets



FIG. 1

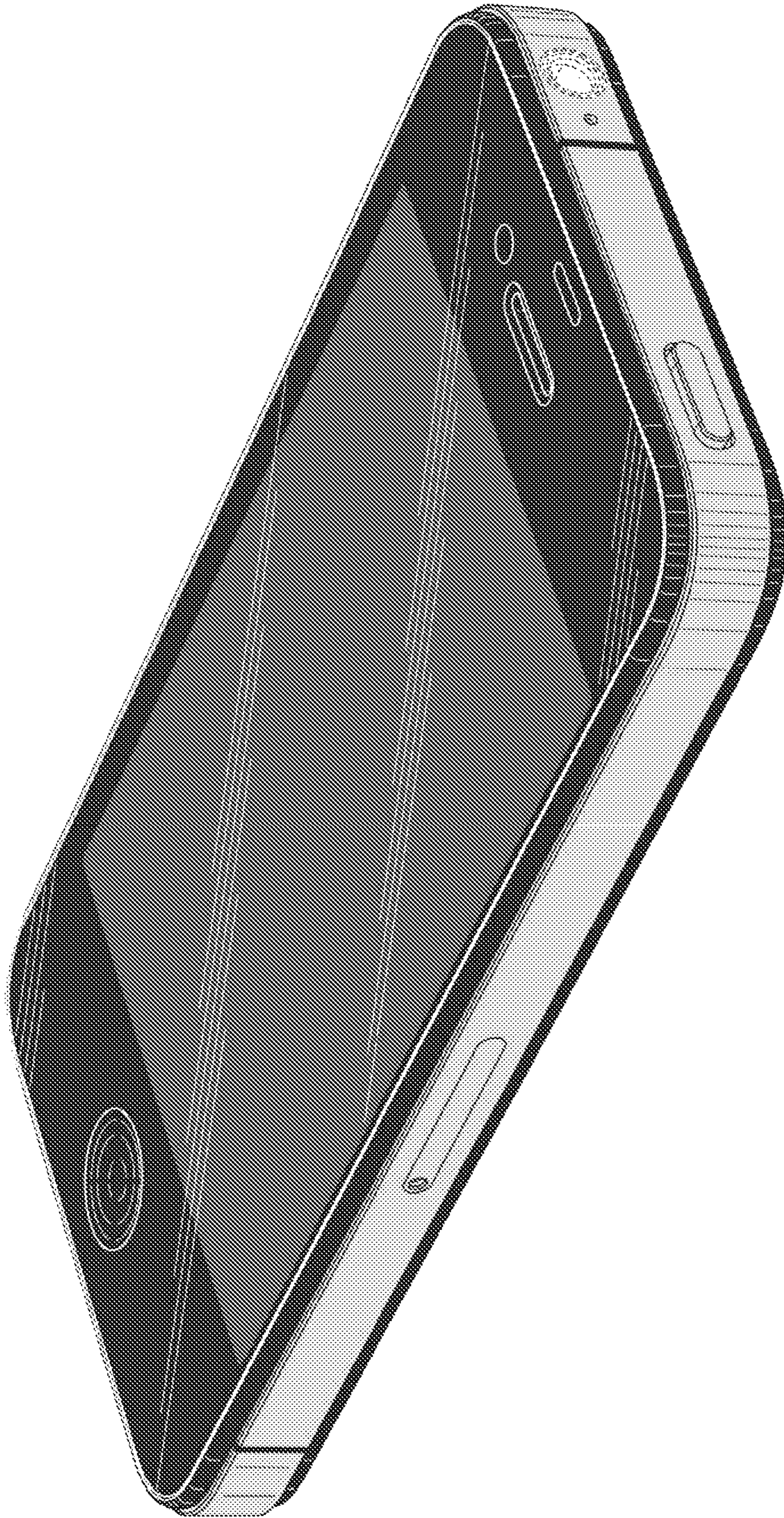


FIG. 2

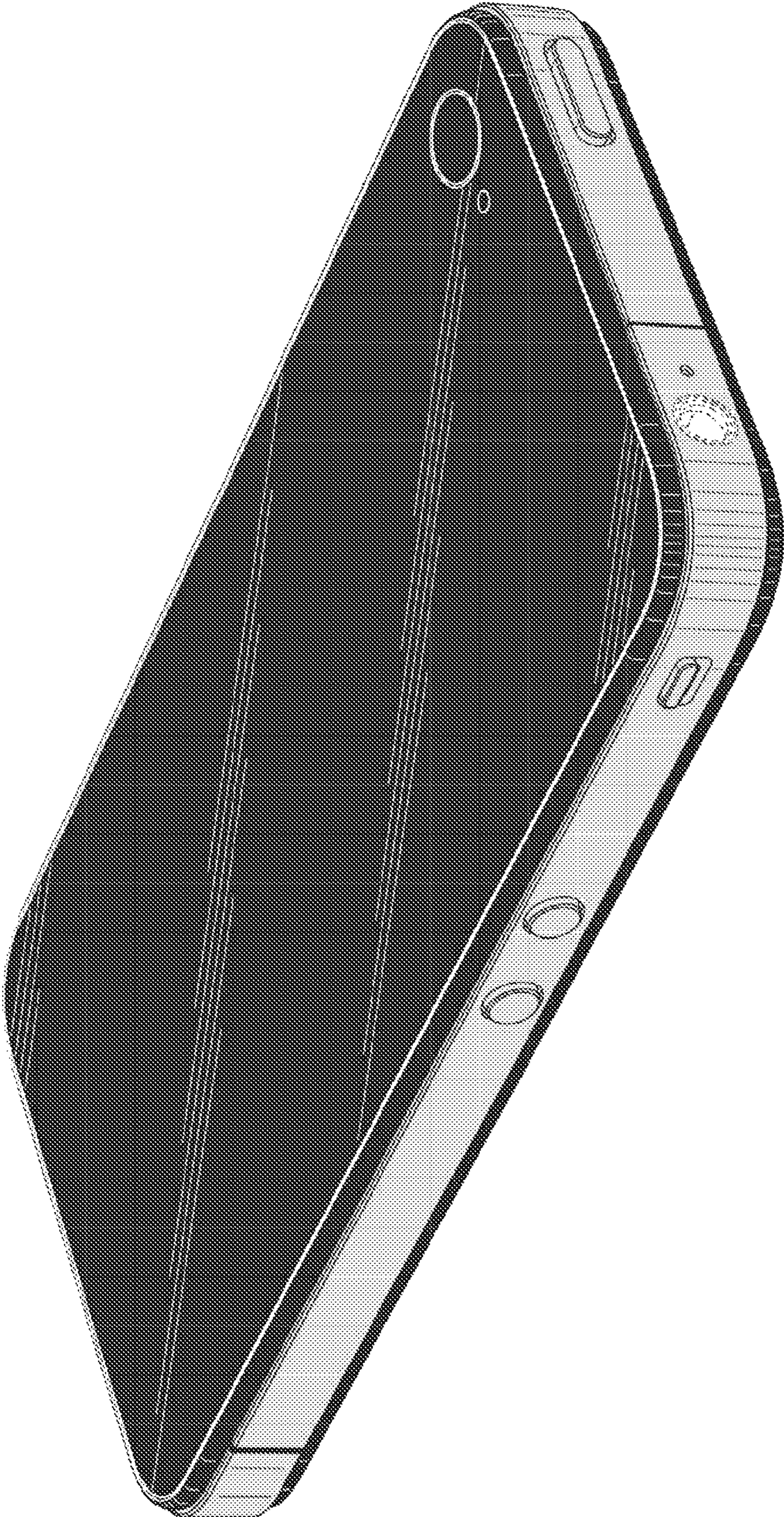


FIG. 3

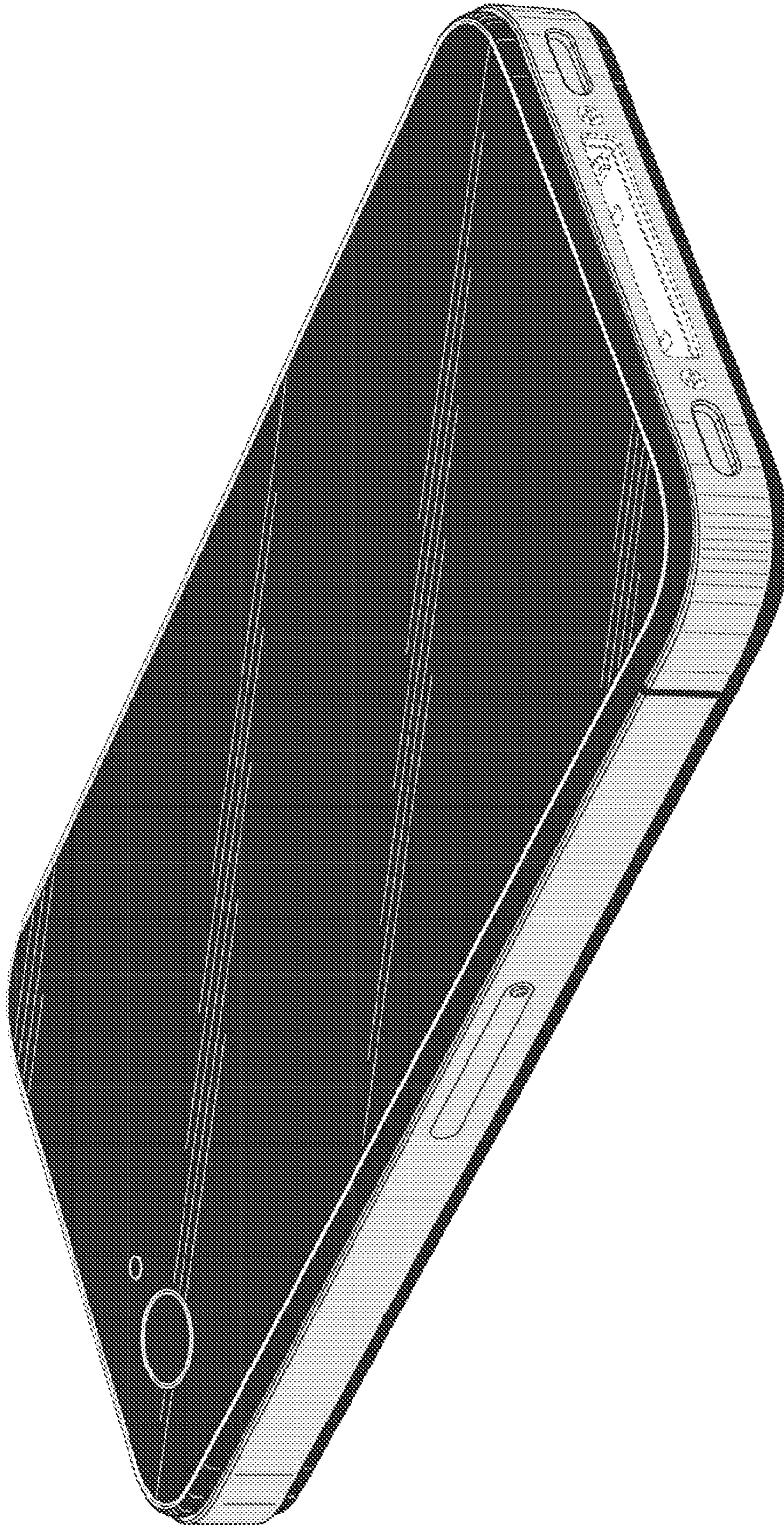


FIG. 4




FIG. 5




FIG. 6




FIG. 7




FIG. 8




FIG. 9




FIG. 10

UNITED STATES PATENT AND TRADEMARK OFFICE
CERTIFICATE OF CORRECTION

PATENT NO. : D633,908 S
APPLICATION NO. : 29/360110
DATED : March 8, 2011
INVENTOR(S) : Jody Akana

Page 1 of 2

It is certified that error appears in the above-identified patent and that said Letters Patent is hereby corrected as shown below:

Delete Drawing Sheet 3 of 8 and substitute therefore the attached Drawing Sheet 3 of 8 consisting of corrected FIG 3.

Signed and Sealed this
Seventh Day of February, 2012

A handwritten signature in black ink that reads "David J. Kappos". The signature is written in a cursive style with a large initial "D" and "K".

David J. Kappos
Director of the United States Patent and Trademark Office

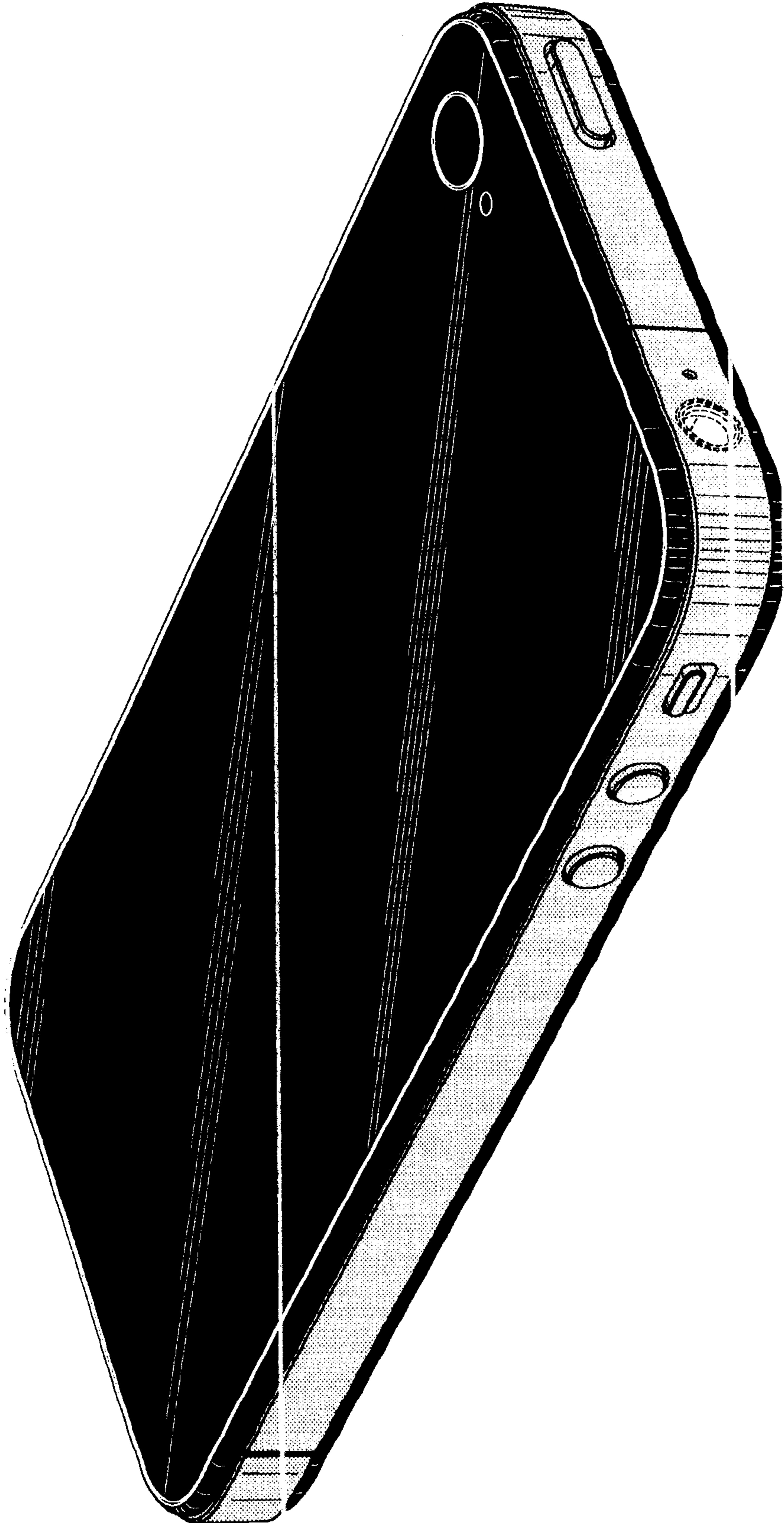


FIG. 3