



US00D633905S

(12) **United States Design Patent**
Ke et al.

(10) **Patent No.:** **US D633,905 S**
(45) **Date of Patent:** **** Mar. 8, 2011**

(54) **NOTEBOOK COMPUTER**

(75) Inventors: **Lian-Tien Ke**, Taipei (TW);
Hung-Liang Lee, Taipei (TW)

(73) Assignee: **Asustek Computer Inc.**, Taipei (TW)

(**) Term: **14 Years**

(21) Appl. No.: **29/363,914**

(22) Filed: **Jun. 16, 2010**

(30) **Foreign Application Priority Data**

Jan. 5, 2010 (TW) 99300021

(51) **LOC (9) Cl.** **14-02**

(52) **U.S. Cl.** **D14/315**

(58) **Field of Classification Search** D14/315-328,
D14/345; D18/1, 2, 7, 11; 235/145 A, 145 R;
341/22, 23; 345/104, 156, 168, 169, 173,
345/87, 901-905; 361/679.02, 679.09, 679.26,
361/679.27; 400/486, 489

See application file for complete search history.

(56) **References Cited**

U.S. PATENT DOCUMENTS

D615,081 S * 5/2010 Wang D14/315
D615,539 S * 5/2010 Jen D14/315
D616,434 S * 5/2010 Fujita et al. D14/315

FOREIGN PATENT DOCUMENTS

KR 3004417330000 2/2007

* cited by examiner

Primary Examiner — Freda S Nunn

(74) *Attorney, Agent, or Firm* — Thomas, Kayden,
Horstemeyer & Risley, LLP

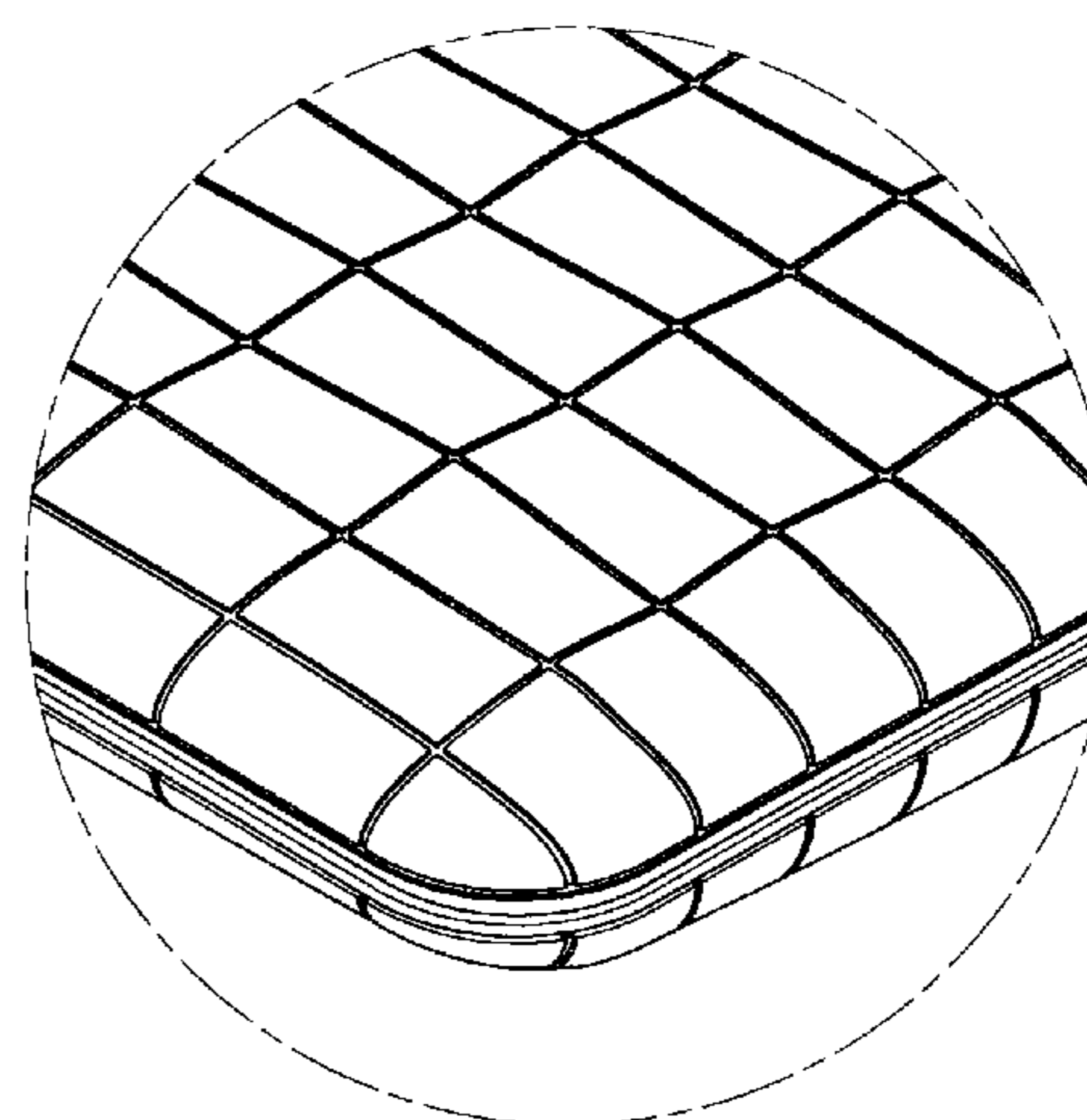
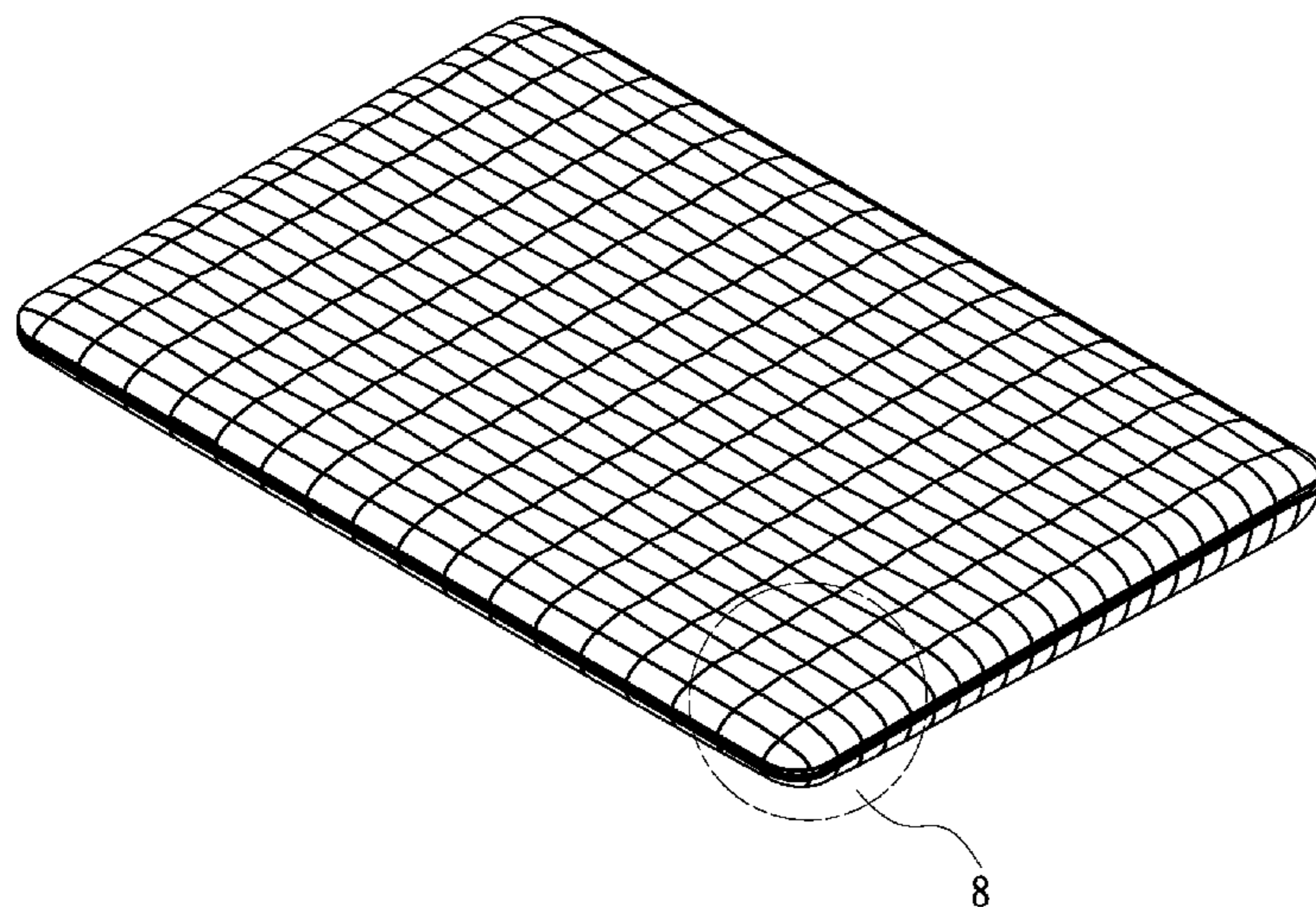
(57) **CLAIM**

The ornamental design for a notebook computer, as shown
and described.

DESCRIPTION

FIG. 1 is a perspective view of a notebook computer showing
our design;
FIG. 2 is a front elevational view thereof;
FIG. 3 is a rear elevational view thereof;
FIG. 4 is a left elevational view thereof;
FIG. 5 is a right elevational view thereof;
FIG. 6 is a bottom view thereof;
FIG. 7 is a top view thereof;
FIG. 8 is an enlarged diagram of a section of the notebook
computer "8" in FIG. 1; and,
FIG. 9 is a perspective view showing the notebook computer
in using state.

1 Claim, 6 Drawing Sheets



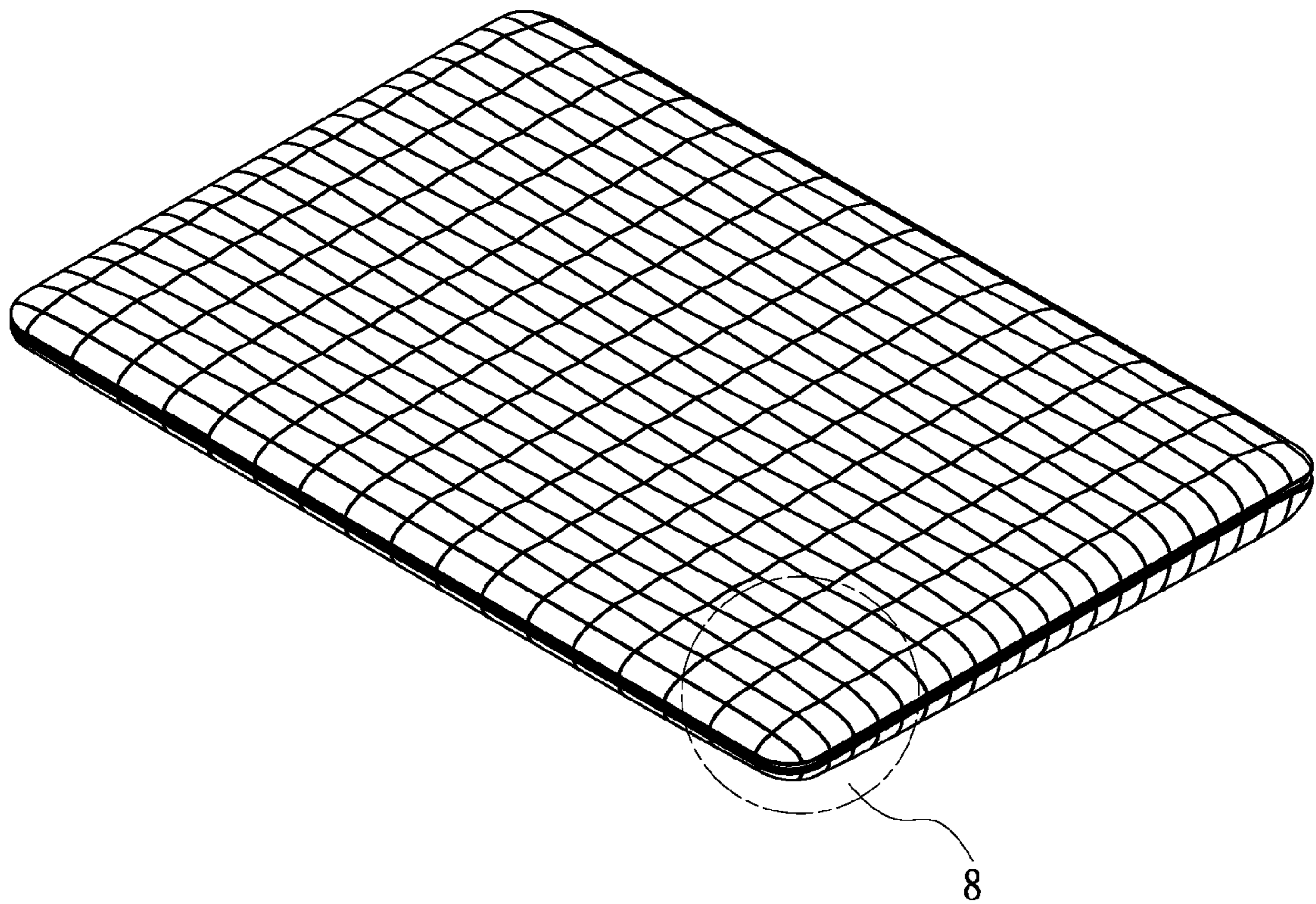


FIG. 1



FIG. 2




FIG. 3



FIG. 4



FIG. 5




FIG. 6




FIG. 7

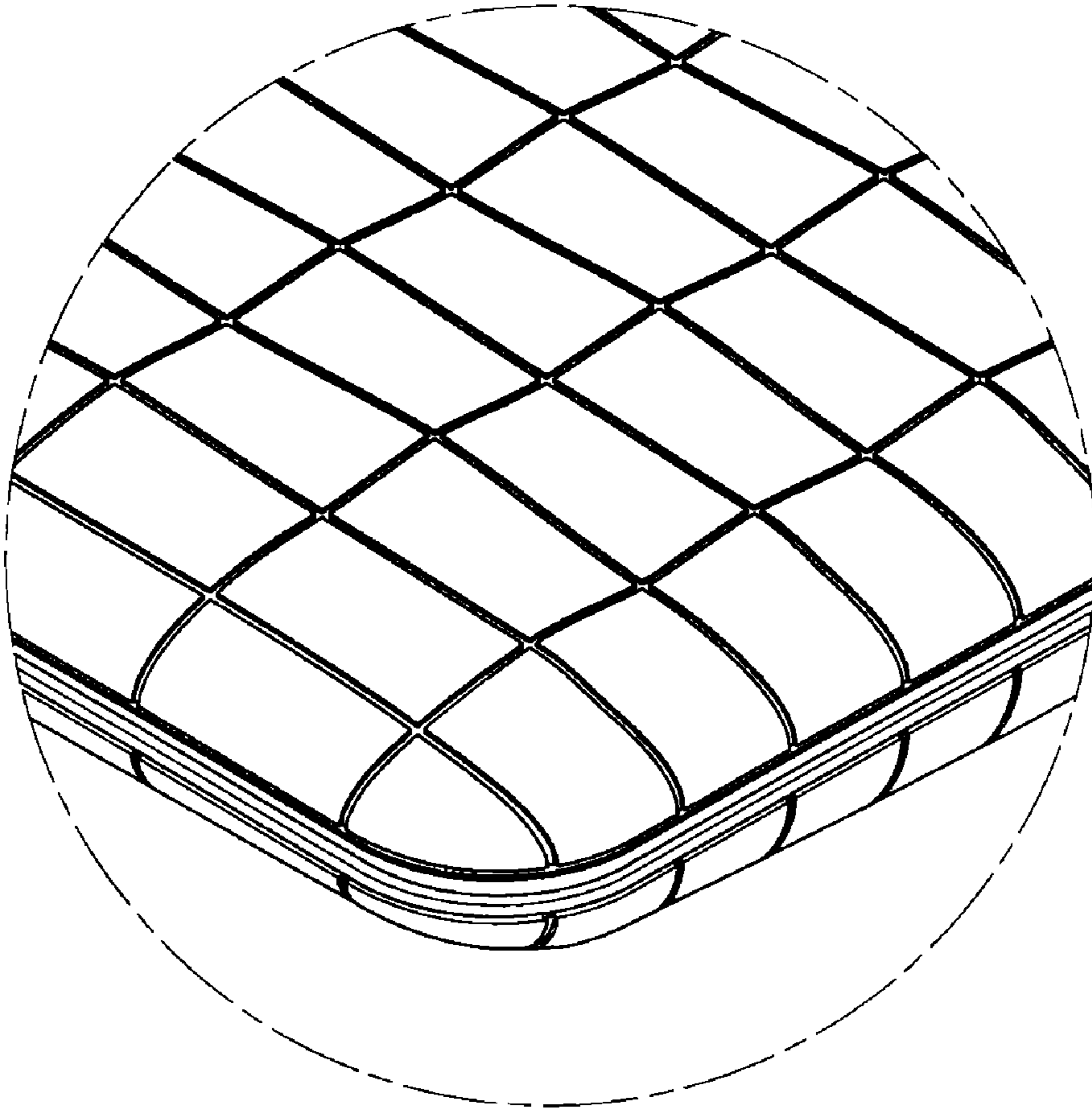


FIG. 8




FIG. 9