



US00D633874S

(12) **United States Design Patent**
Feldstein et al.

(10) **Patent No.:** **US D633,874 S**
(45) **Date of Patent:** **** Mar. 8, 2011**

(54) **WALL MOUNTED PANEL WITH ICONIC BUTTONS**

(75) Inventors: **George Feldstein**, Cresskill, NJ (US);
Stan Wisniewski, Pompton Plains, NJ (US)

(73) Assignee: **Crestron Electronics Inc.**, Rockleigh, NJ (US)

(**) Term: **14 Years**

(21) Appl. No.: **29/353,373**

(22) Filed: **Jan. 7, 2010**

(51) **LOC (9) Cl.** **13-03**

(52) **U.S. Cl.** **D13/164; D13/174**

(58) **Field of Classification Search** D13/164,
D13/171, 174; 174/66; 200/5 R, 5 A, 520,
200/530, 552, 293, 296, 310, 314, 317, 329,
200/333, 341; 315/291-296; 307/125, 139,
307/157

See application file for complete search history.

(56) **References Cited**

U.S. PATENT DOCUMENTS

6,120,262	A *	9/2000	McDonough et al.	417/424.1
D453,742	S	2/2002	Butler	
D465,460	S	11/2002	Mayo	
D466,090	S	11/2002	Bennett	
D466,091	S	11/2002	Bennett	
D466,484	S	12/2002	Bennett	
6,545,434	B2 *	4/2003	Sembhi et al.	315/312
D475,024	S	5/2003	Bennett	
D475,025	S	5/2003	Bennett	
D490,061	S	5/2004	Bennett	
D516,041	S *	2/2006	Hobart et al.	D13/164

D539,758	S *	4/2007	Blair et al.	D13/162
D546,776	S *	7/2007	Miarta et al.	D13/162
7,796,057	B2 *	9/2010	Swatsky et al.	341/23
2008/0237010	A1 *	10/2008	Patel et al.	200/314

* cited by examiner

Primary Examiner—Selina Sikder

(74) *Attorney, Agent, or Firm*—Philip Kirkpatrick; John Di Seala

(57) **CLAIM**

We claim the ornamental design for a wall mounted panel with iconic buttons, as shown and described.

DESCRIPTION

FIG. 1 shows a front elevational view of the wall mounted panel with iconic buttons, with elements in dashed lines forming no part of the claimed design.

FIG. 2 shows an isometric projection of the wall mounted panel with iconic buttons, with elements in dashed lines forming no part of the claimed design.

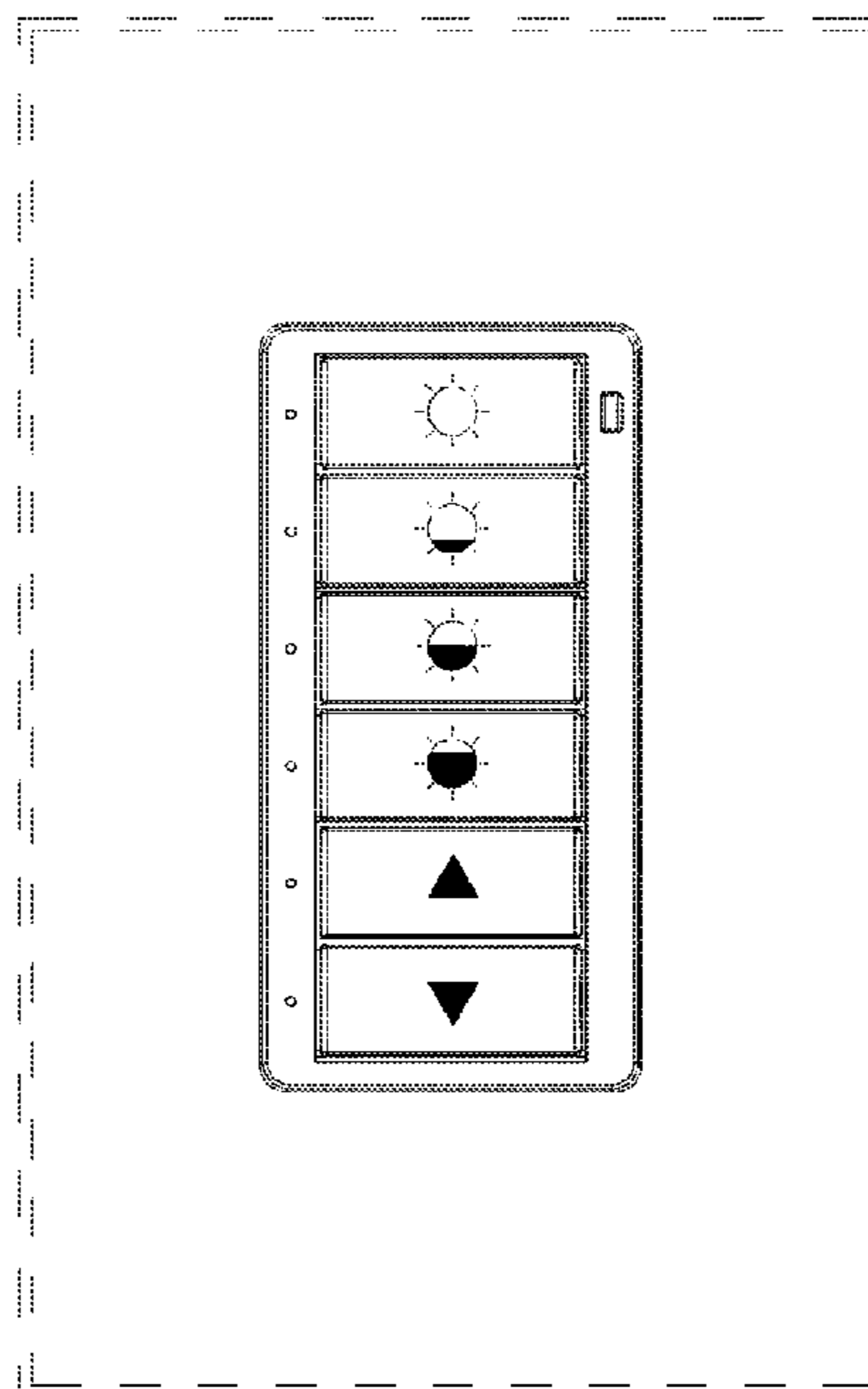
FIG. 3 shows a left side elevational view of the wall mounted panel with iconic buttons, with elements in dashed lines forming no part of the claimed design.

FIG. 4 shows a right side elevational view of the wall mounted panel with iconic buttons, with elements in dashed lines forming no part of the claimed design.

FIG. 5 shows a top plan view of the wall mounted panel with iconic buttons, with elements in dashed lines forming no part of the claimed design; and,

FIG. 6 shows a bottom plan view of the wall mounted panel with iconic buttons, with elements in dashed lines forming no part of the claimed design.

1 Claim, 4 Drawing Sheets



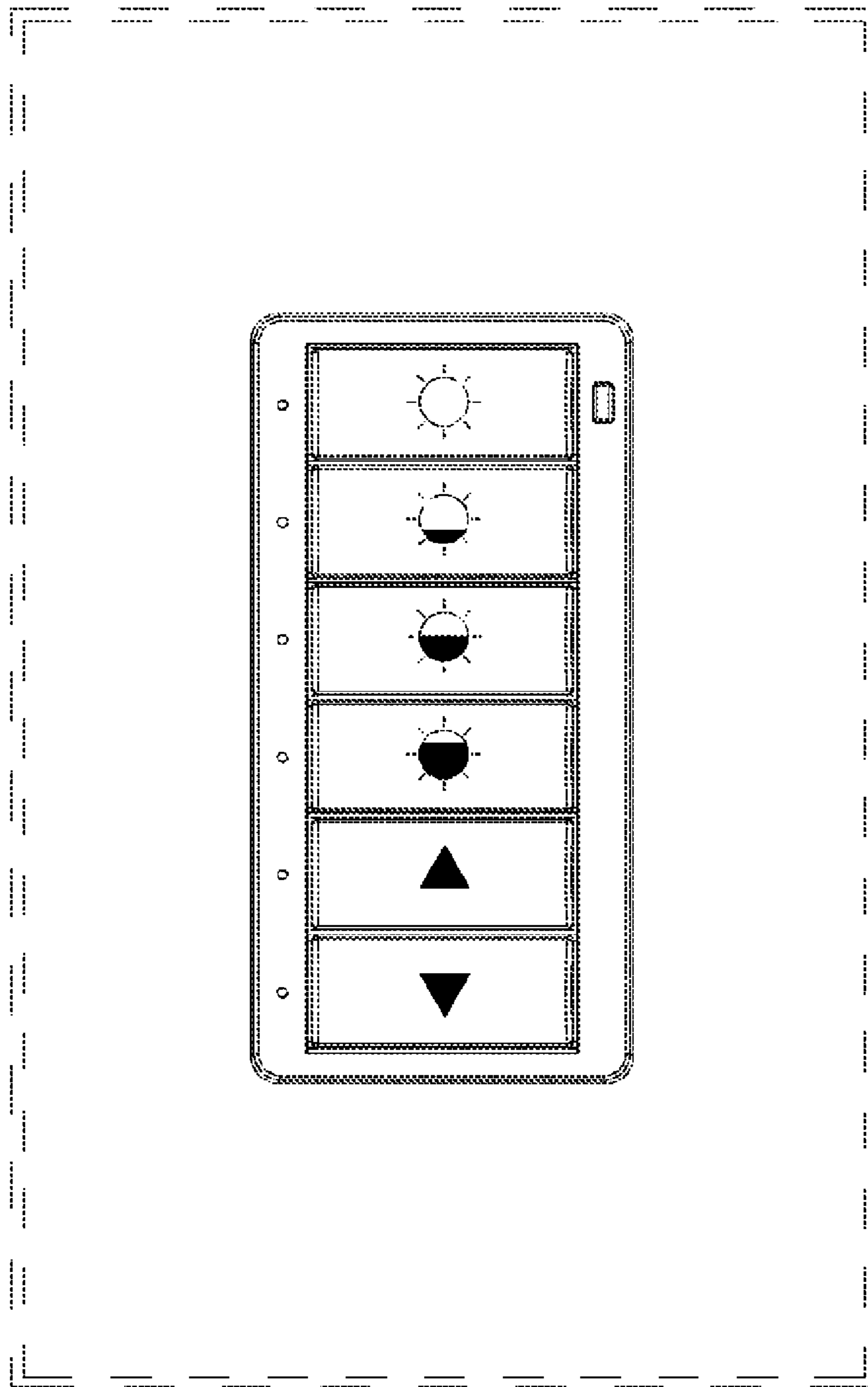


FIG. 1

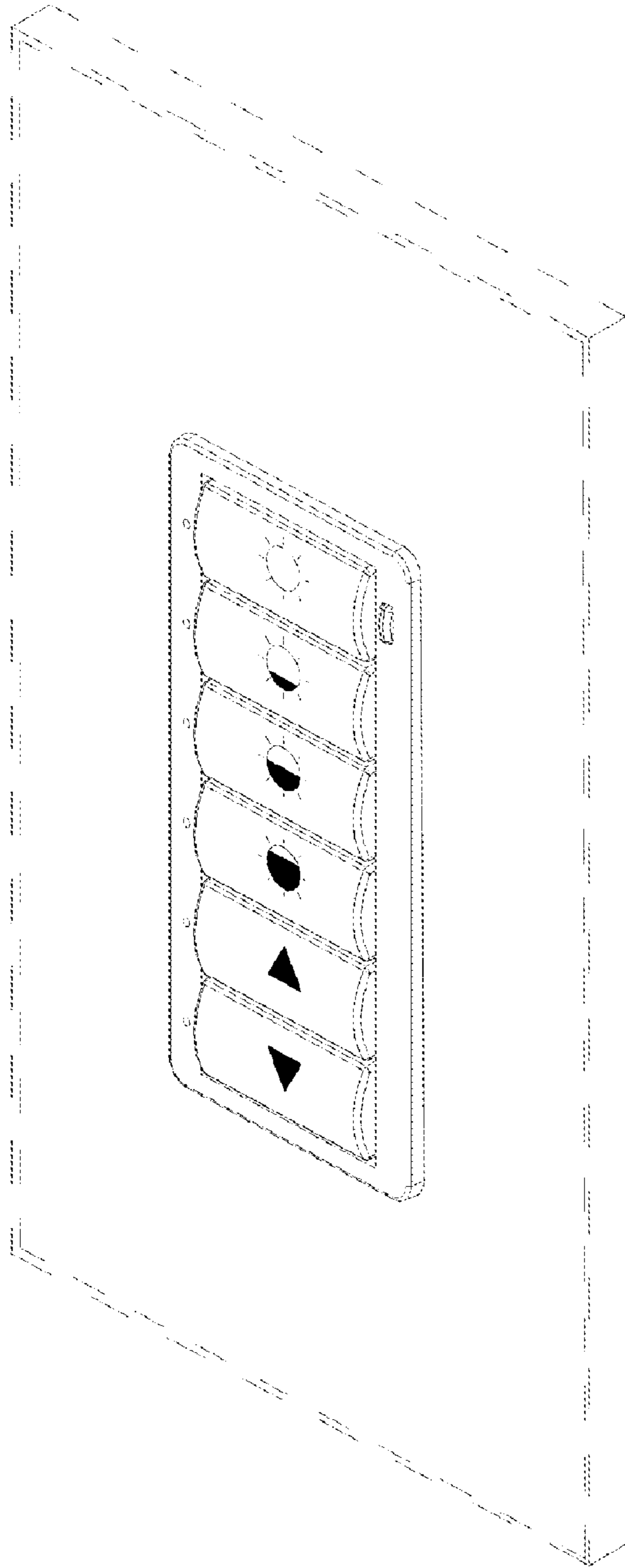


FIG. 2

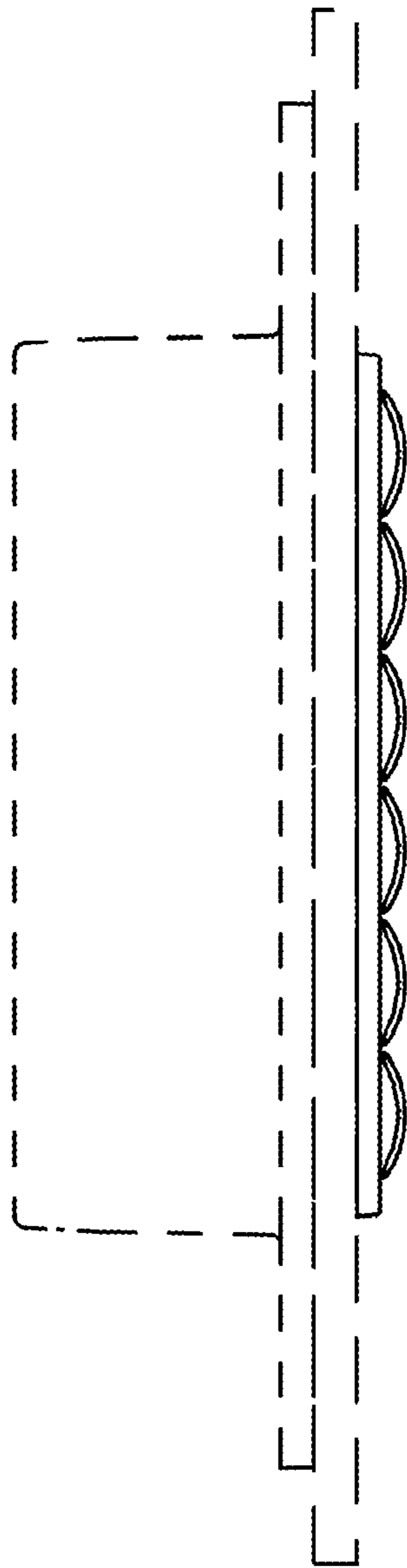


FIG. 3

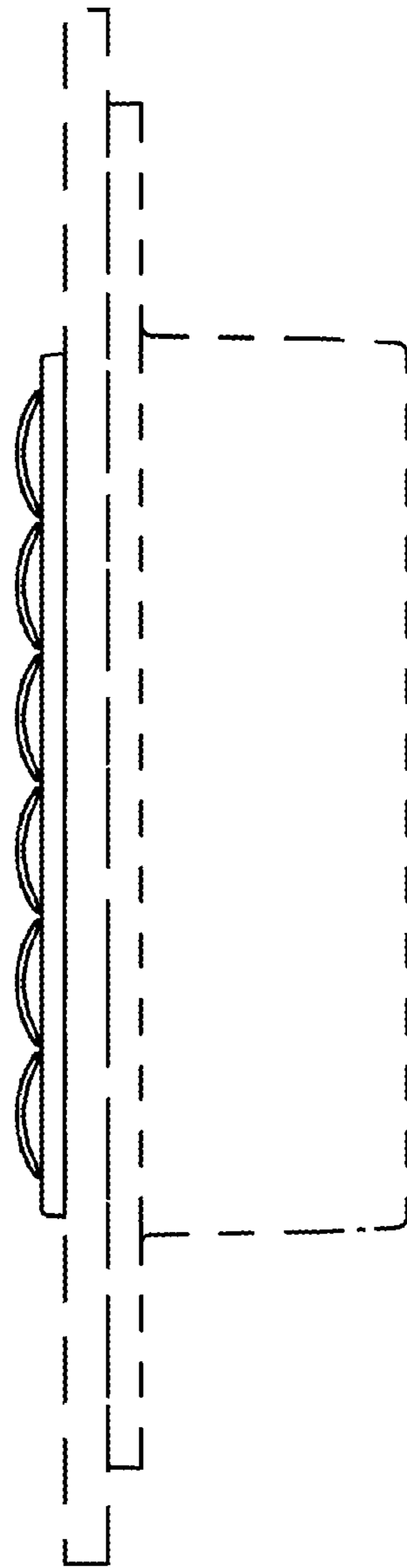


FIG. 4

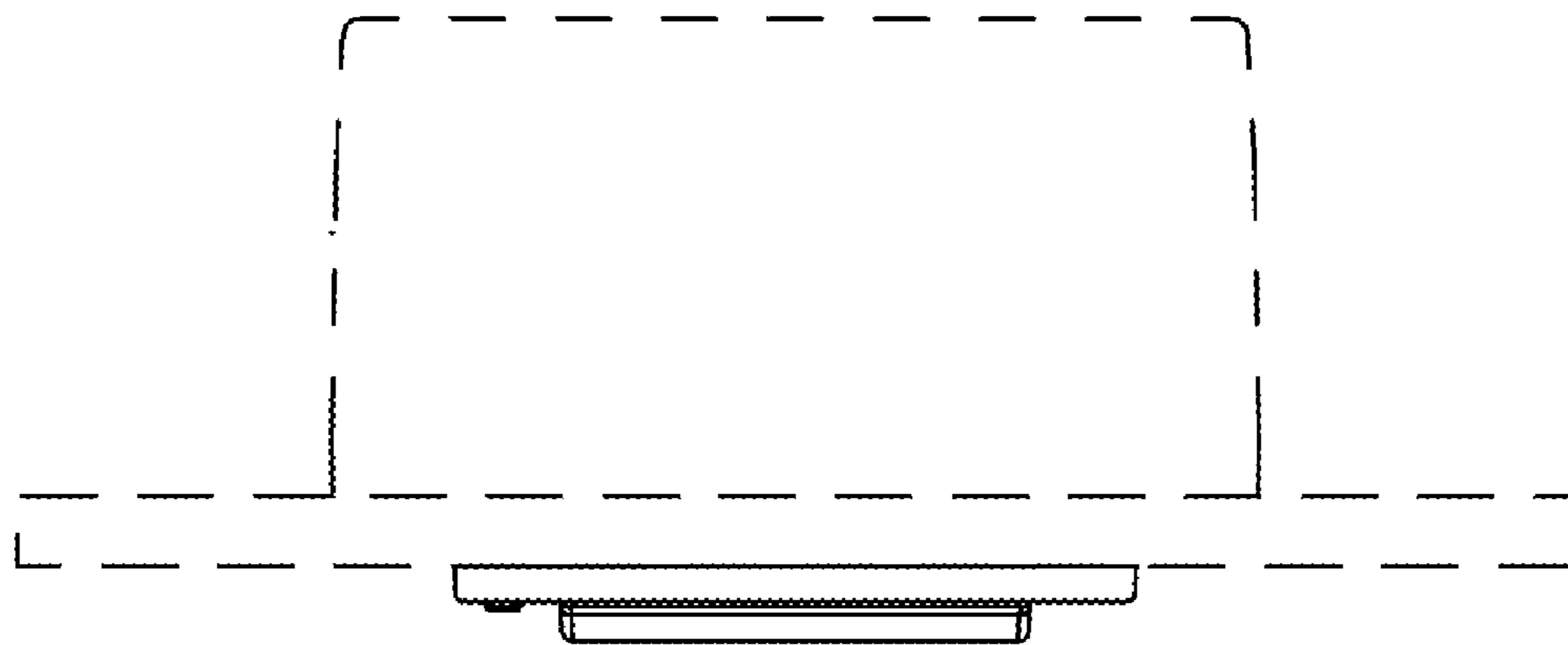


FIG. 5

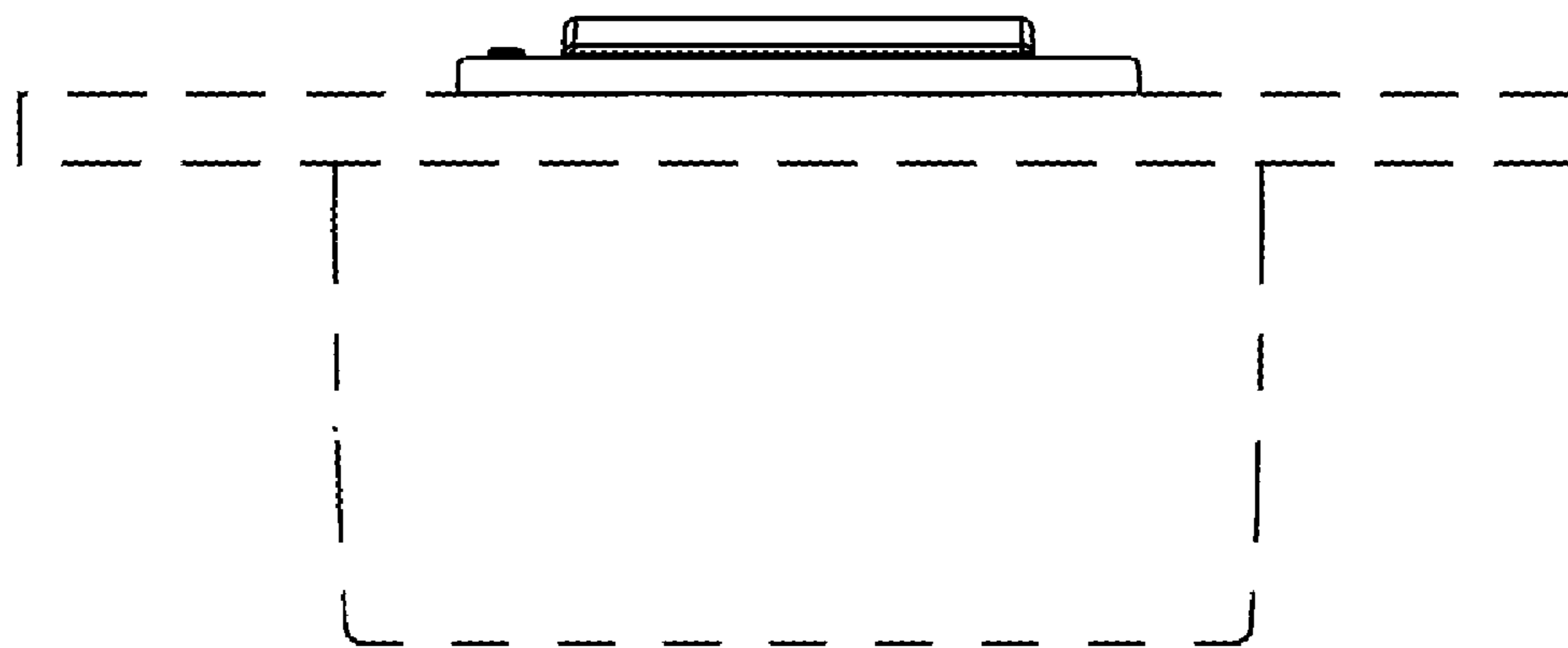


FIG. 6