



US00D633873S

(12) **United States Design Patent**
Kiely

(10) **Patent No.:** **US D633,873 S**
(45) **Date of Patent:** **** Mar. 8, 2011**

(54) **CONDUIT SEALING BUSHING**

6,694,566 B1 * 2/2004 Mockett 16/2.1
D532,684 S * 11/2006 Barnes D8/397
D618,626 S * 6/2010 Kiely D13/149

(75) Inventor: **Kenneth M. Kiely**, Milford, CT (US)

* cited by examiner

(73) Assignee: **Bridgeport Fittings, Inc.**, Stratford, CT (US)

Primary Examiner—Daniel D Bui

(**) Term: **14 Years**

(74) *Attorney, Agent, or Firm*—Alfres A. Fressola; Ware, Fressola, Van Der Sluys & Adolphson LLP

(21) Appl. No.: **29/349,678**

(57) **CLAIM**

(22) Filed: **Apr. 21, 2010**

The ornamental design for a conduit sealing bushing, as shown and described.

(51) **LOC (9) Cl.** **13-03**

(52) **U.S. Cl.** **D13/155**

(58) **Field of Classification Search** D13/155,
D13/156, 184; D8/354–356, 360.1; D14/256,
D14/299; 439/207–211, 445–447
See application file for complete search history.

DESCRIPTION

FIG. 1 is a perspective view of the conduit sealing bushing of my design;

FIG. 2 is a front elevational view thereof;

FIG. 3 is a side elevational view thereof, the opposite side being a mirror image thereof;

FIG. 4 is a top plan view thereof, the bottom plan view being a mirror image thereof; and,

FIG. 5 is a rear elevational view thereof.

(56) **References Cited**

U.S. PATENT DOCUMENTS

D217,540 S * 5/1970 Weise D8/397
D243,407 S * 2/1977 Mooney et al. D13/149
D277,454 S * 2/1985 Meinhardt D8/397
D388,052 S * 12/1997 Lundback D13/133

1 Claim, 2 Drawing Sheets

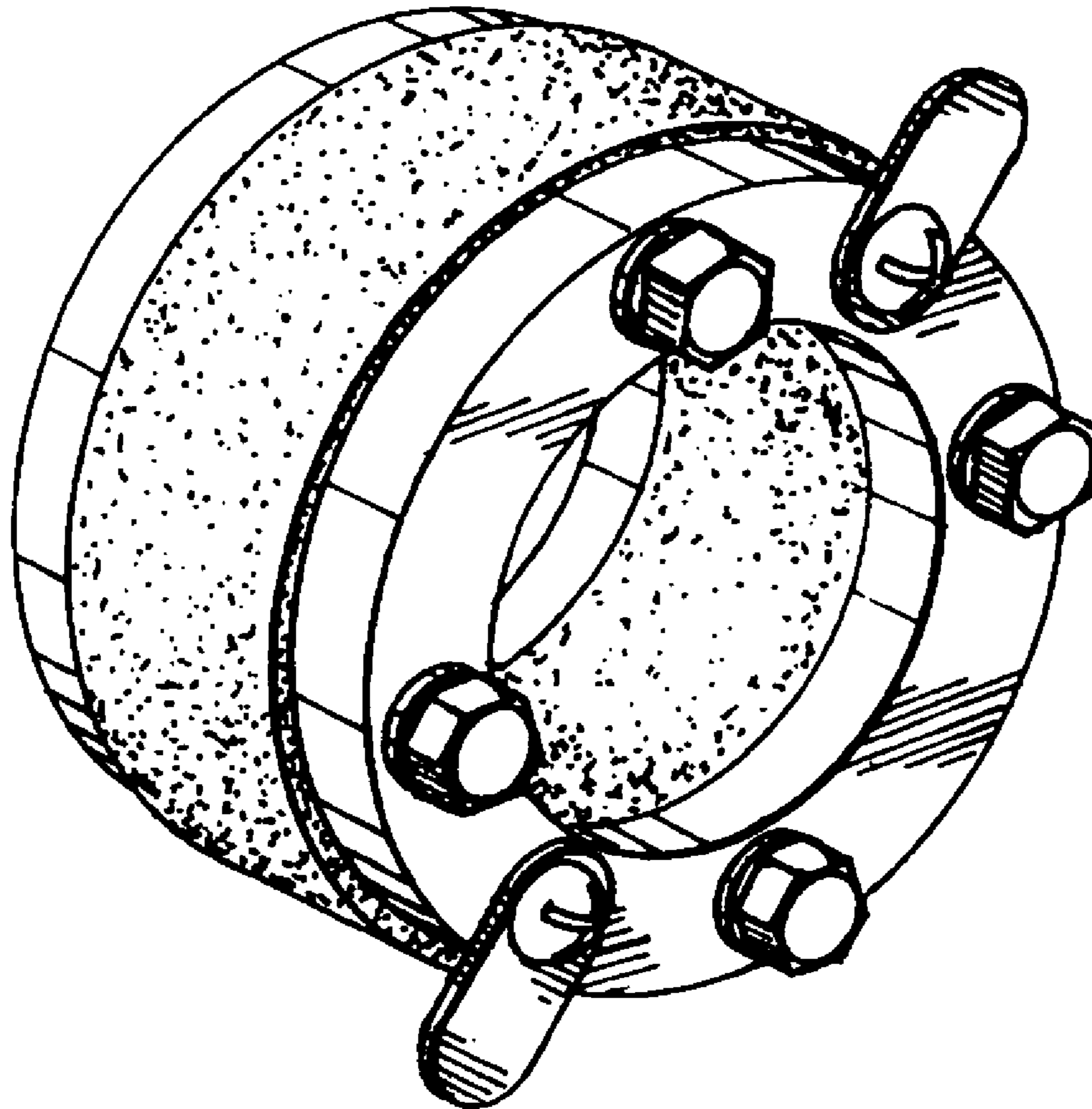


FIG. 1

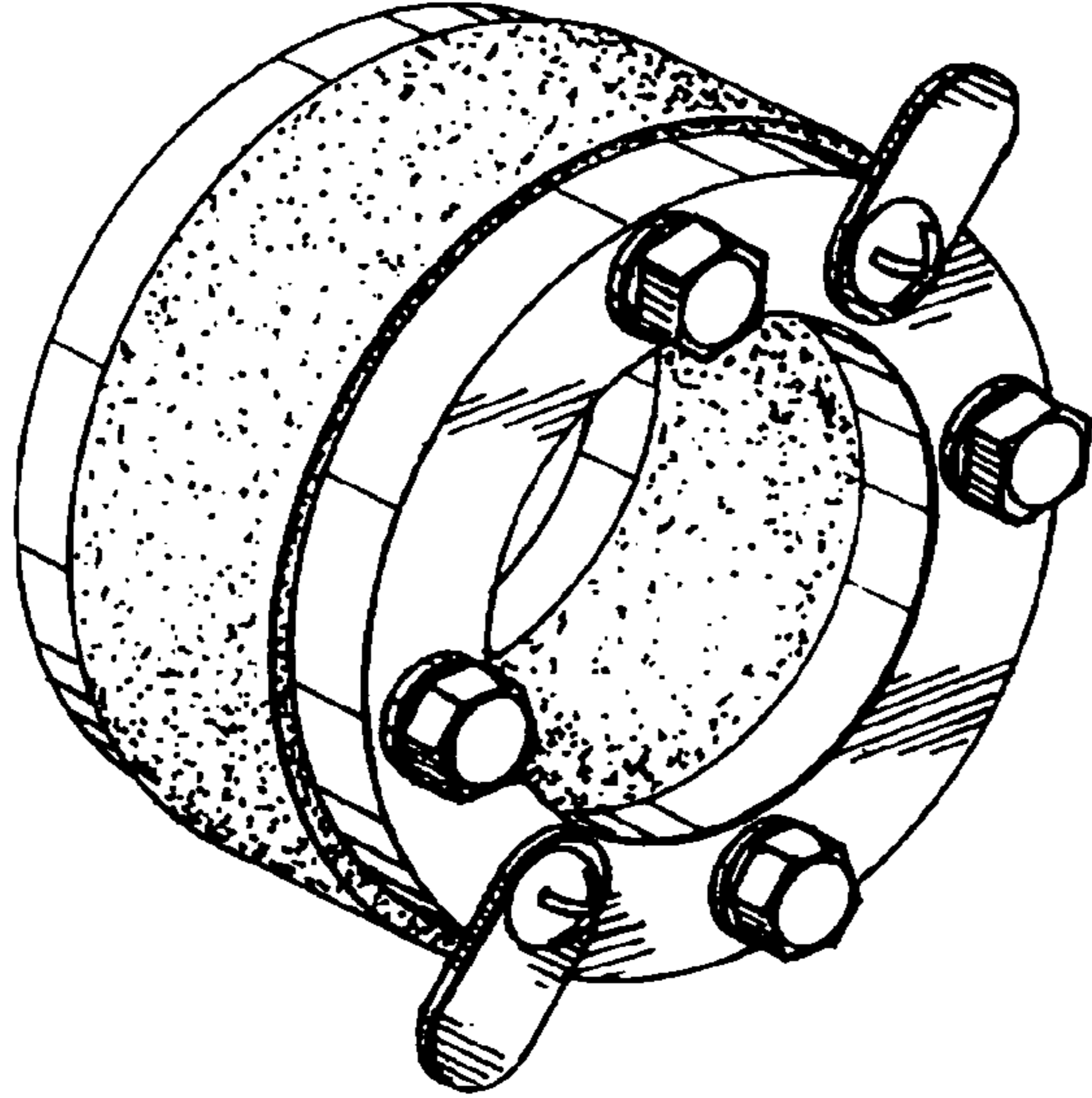


FIG. 2




FIG. 3

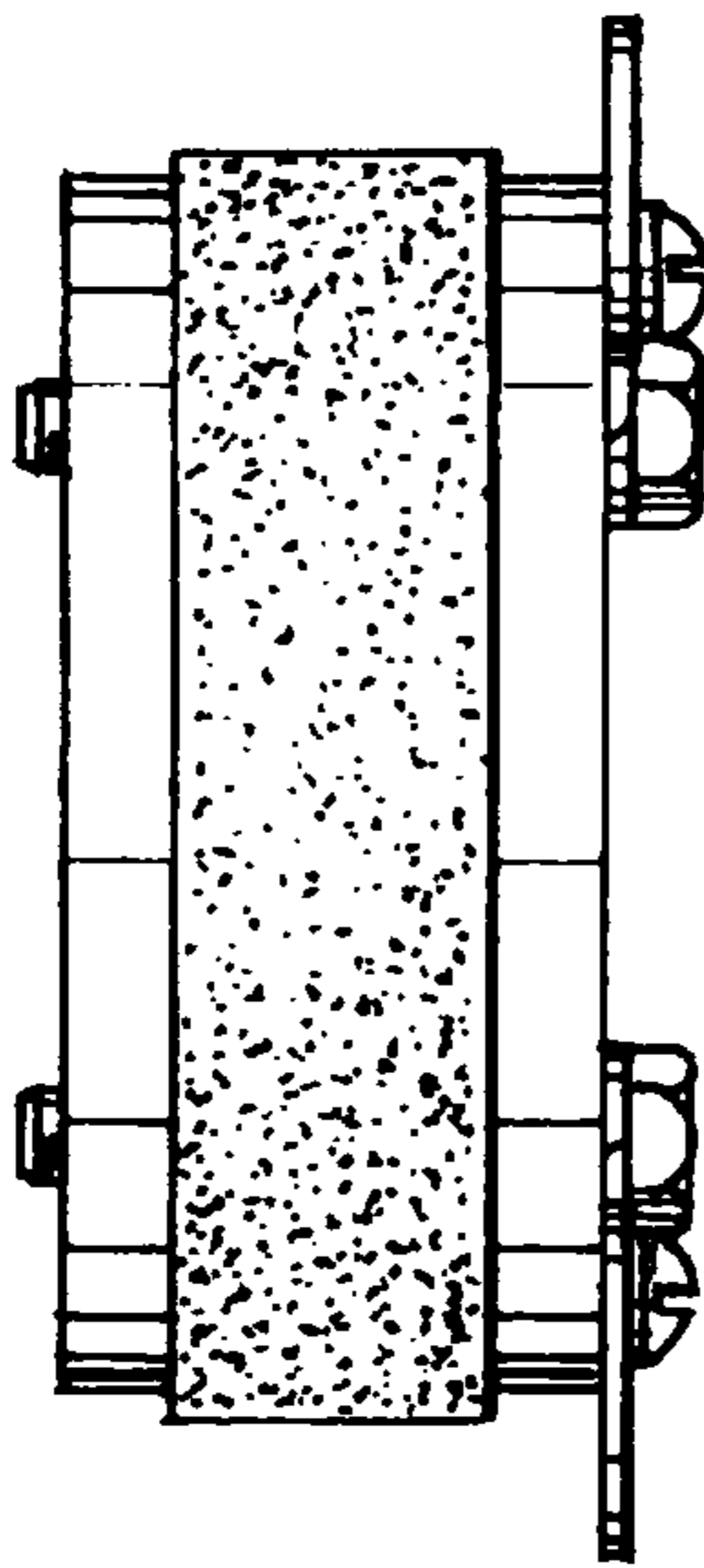


FIG. 4

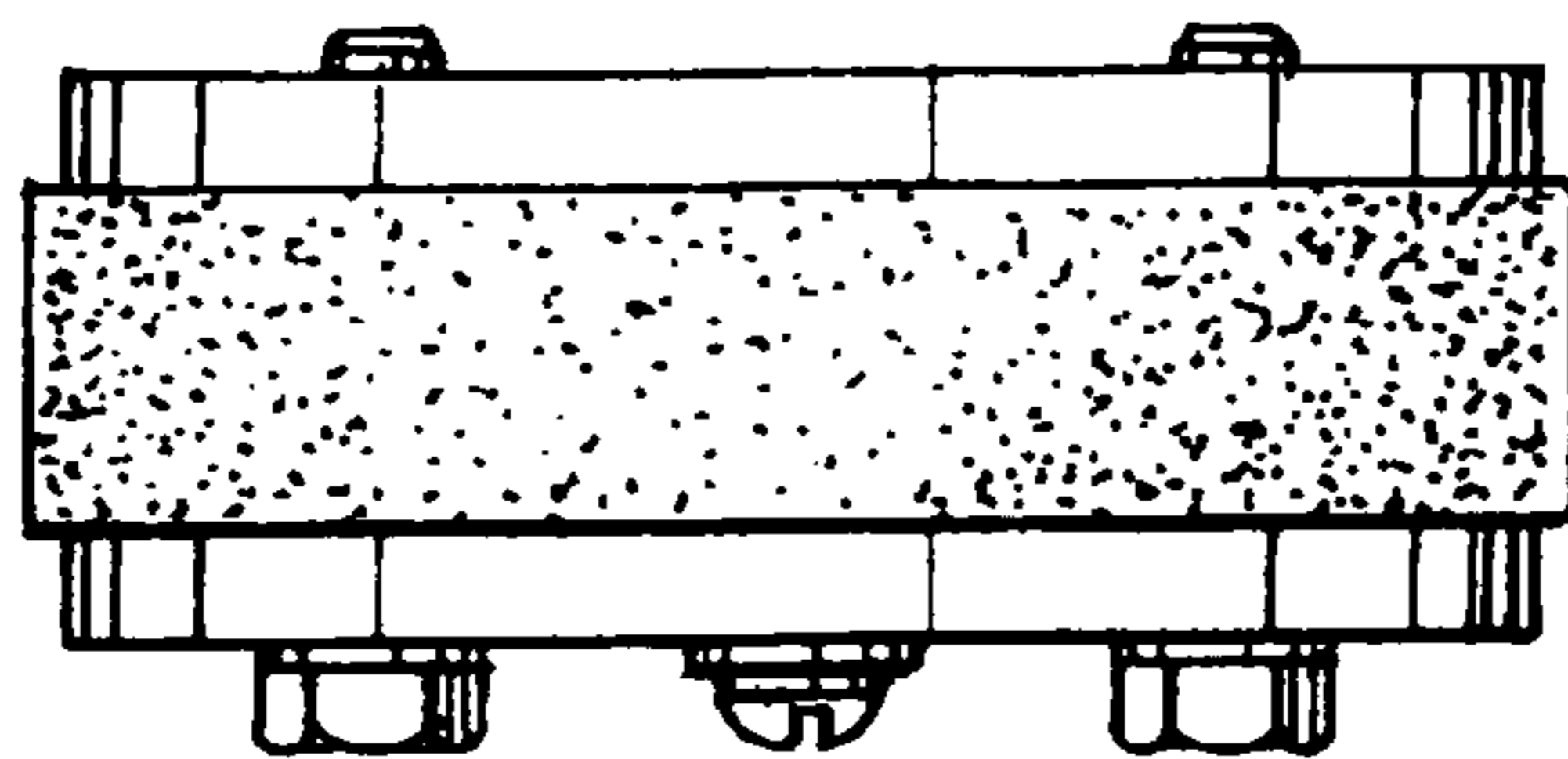


FIG. 5

