

US00D633857S

(12) **United States Design Patent**
Cervini

(10) **Patent No.:** **US D633,857 S**

(45) **Date of Patent:** **** *Mar. 8, 2011**

(54) **WATERFALL CONSOLE EXTENSION**

(75) Inventor: **Samuel Frank Cervini**, Vineland, NJ
(US)

(73) Assignee: **Samuel Frank Cervini**, Vineland, NJ
(US)

(*) Notice: This patent is subject to a terminal disclaimer.

(**) Term: **14 Years**

(21) Appl. No.: **29/234,000**

(22) Filed: **Jul. 12, 2005**

(51) **LOC (9) Cl.** **12-16**

(52) **U.S. Cl.** **D12/415**

(58) **Field of Classification Search** D12/415,
D12/400, 414, 414.1, 416, 426, 181, 183,
D12/190, 193, 195, 196, 203, 221, 222, 223;
296/187.05, 190.1, 193.02, 199, 201, 207,
296/36, 152, 153, 154, 146.2, 146.4, 146.5,
296/146.7, 146.9, 71, 75

See application file for complete search history.

(56) **References Cited**

U.S. PATENT DOCUMENTS

1,650,385	A *	11/1927	Payton	296/153
2,600,296	A *	6/1952	Jacobs	296/153
3,550,951	A *	12/1970	Cobbs	296/152
D305,297	S *	1/1990	O'Neill	D9/434
D336,884	S *	6/1993	Scheele et al.	D12/181

OTHER PUBLICATIONS

www.contes.com/ccvparts.htm, Waterfall Console Extension, Sep. 19, 2007.*

* cited by examiner

Primary Examiner — Robert M. Spear
Assistant Examiner — Katrina A Kile

(57) **CLAIM**

The ornamental design for a waterfall console extension, as shown and described.

DESCRIPTION

FIG. 1 is a rear left perspective view of a waterfall console extension showing my new design;
FIG. 2 is a front right perspective view thereof;
FIG. 3 is a bottom right perspective view thereof;
FIG. 4 is a front elevational view thereof;
FIG. 5 is a rear elevational view thereof; and,
FIG. 6 is a left side elevational view thereof, the opposite side being a mirror image.

1 Claim, 2 Drawing Sheets

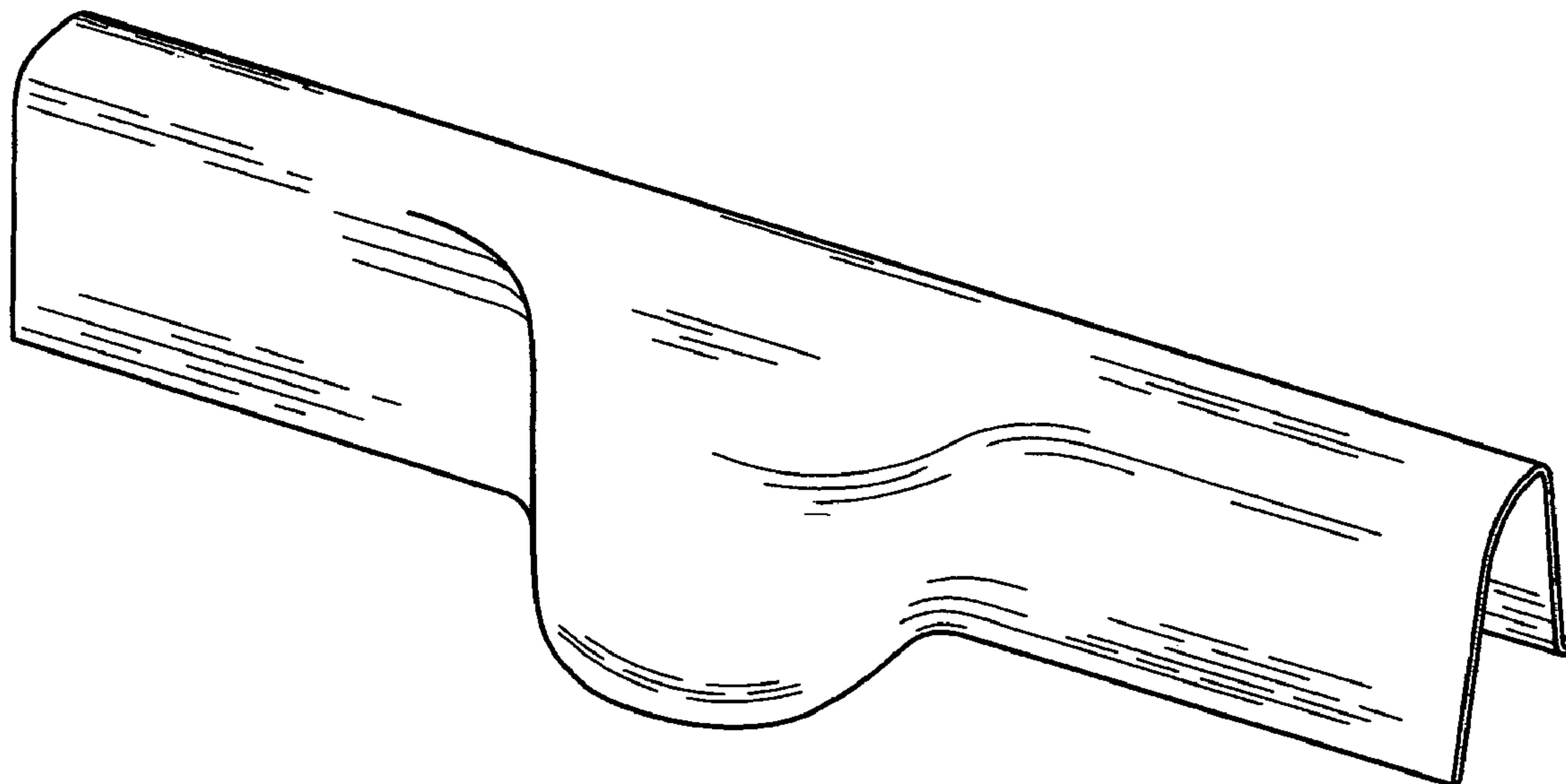


FIG. 1

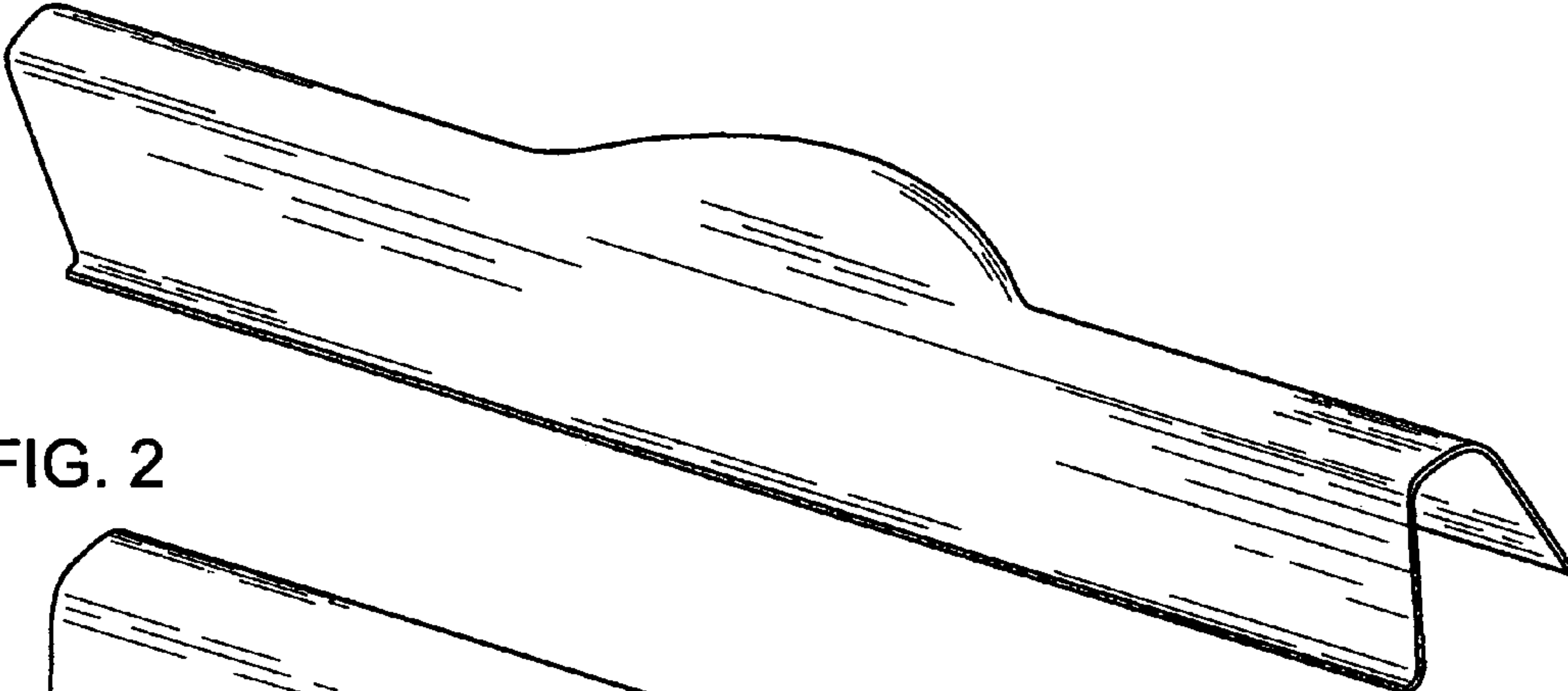


FIG. 2




FIG. 3

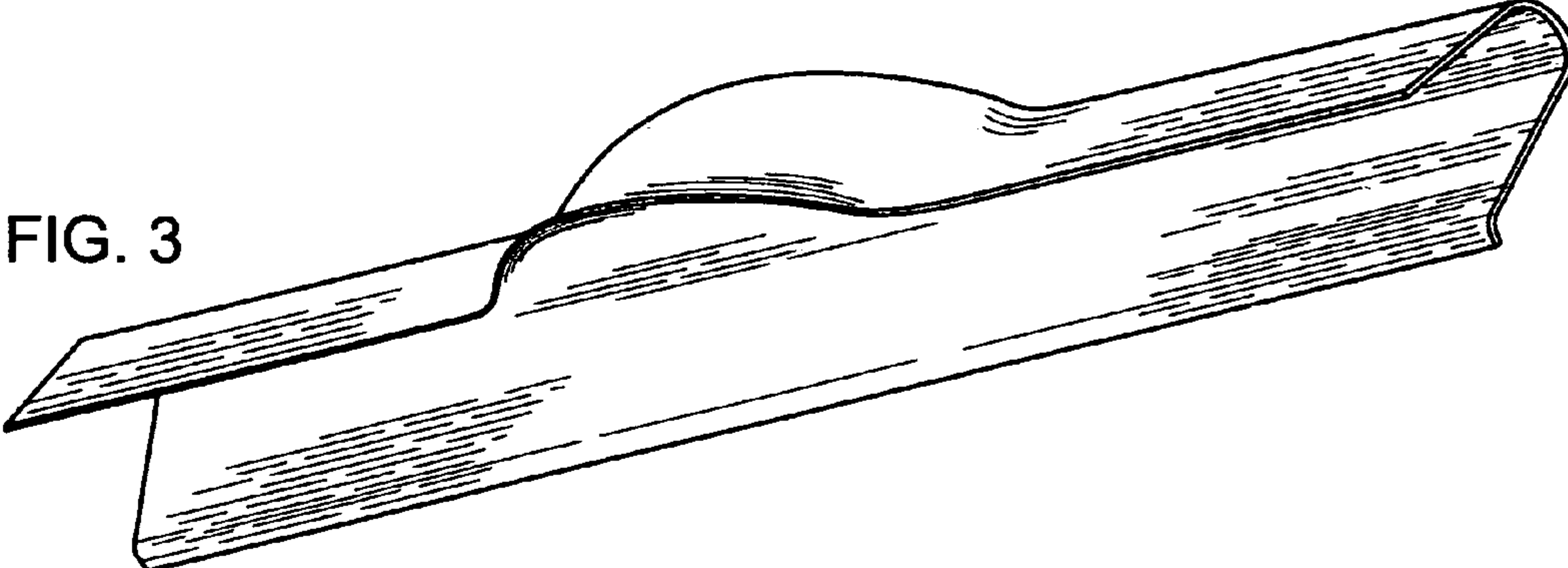


FIG. 4

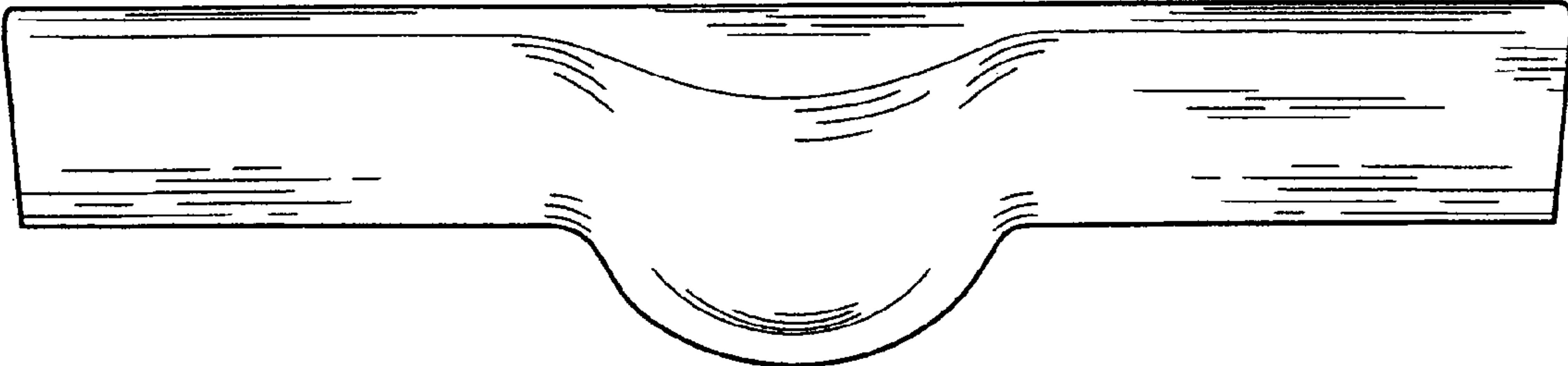


FIG. 5




FIG. 6

