



US00D633836S

(12) **United States Design Patent**  
**Ogawa et al.**

(10) **Patent No.:** **US D633,836 S**  
(45) **Date of Patent:** **\*\* Mar. 8, 2011**

(54) **SASH MATERIAL FOR AUTOMOBILES**

D606,473 S \* 12/2009 Schlater ..... D12/190

D606,474 S \* 12/2009 Schlater ..... D12/190

2009/0256369 A1 \* 10/2009 Vikstrom ..... 293/102

(75) Inventors: **Takashi Ogawa**, Wako (JP); **Takeshi Yamamoto**, Wako (JP); **Takashi Yamanaka**, Tokyo (JP); **Hideaki Sugimoto**, Tokyo (JP); **Kazunari Iida**, Tokyo (JP)

\* cited by examiner

(73) Assignees: **Honda Giken Kogyo Kabushiki Kaisha**, Tokyo (JP); **Sankei Giken Kogyo Kabushiki Kaisha**, Tokyo (JP)

*Primary Examiner*—Caron Veynar

*Assistant Examiner*—Katrina A Kile

(74) *Attorney, Agent, or Firm*—Arent Fox LLP

(\*\*) Term: **14 Years**

(57) **CLAIM**

(21) Appl. No.: **29/167,321**

The ornamental design for a sash material for automobiles, as shown and described.

(22) Filed: **Sep. 13, 2002**

(30) **Foreign Application Priority Data**

**DESCRIPTION**

Mar. 15, 2002 (JP) ..... 2002-6845

(51) **LOC (9) Cl.** ..... **12-08**

(52) **U.S. Cl.** ..... **D12/190**

(58) **Field of Classification Search** ..... D12/190,  
D12/181, 196, 400, 119–125, 197, 199, 86,  
D12/171, 172, 173, 169, 163; D11/211,  
D11/115; D20/24, 25; 40/760, 591–594;  
293/1.07, 1.08

FIG. 1 is a front view of the sash material for an automobile showing my new design.

FIG. 2 is a rear view thereof.

FIG. 3 is a plan view thereof.

FIG. 4 is a bottom view thereof.

FIG. 5 is a left side view thereof, the right side being a mirror image thereof.

FIG. 6 is a reference view thereof; and,

FIG. 7 is a cross-sectional view taken along a line 7—7 in FIG. 6.

See application file for complete search history.

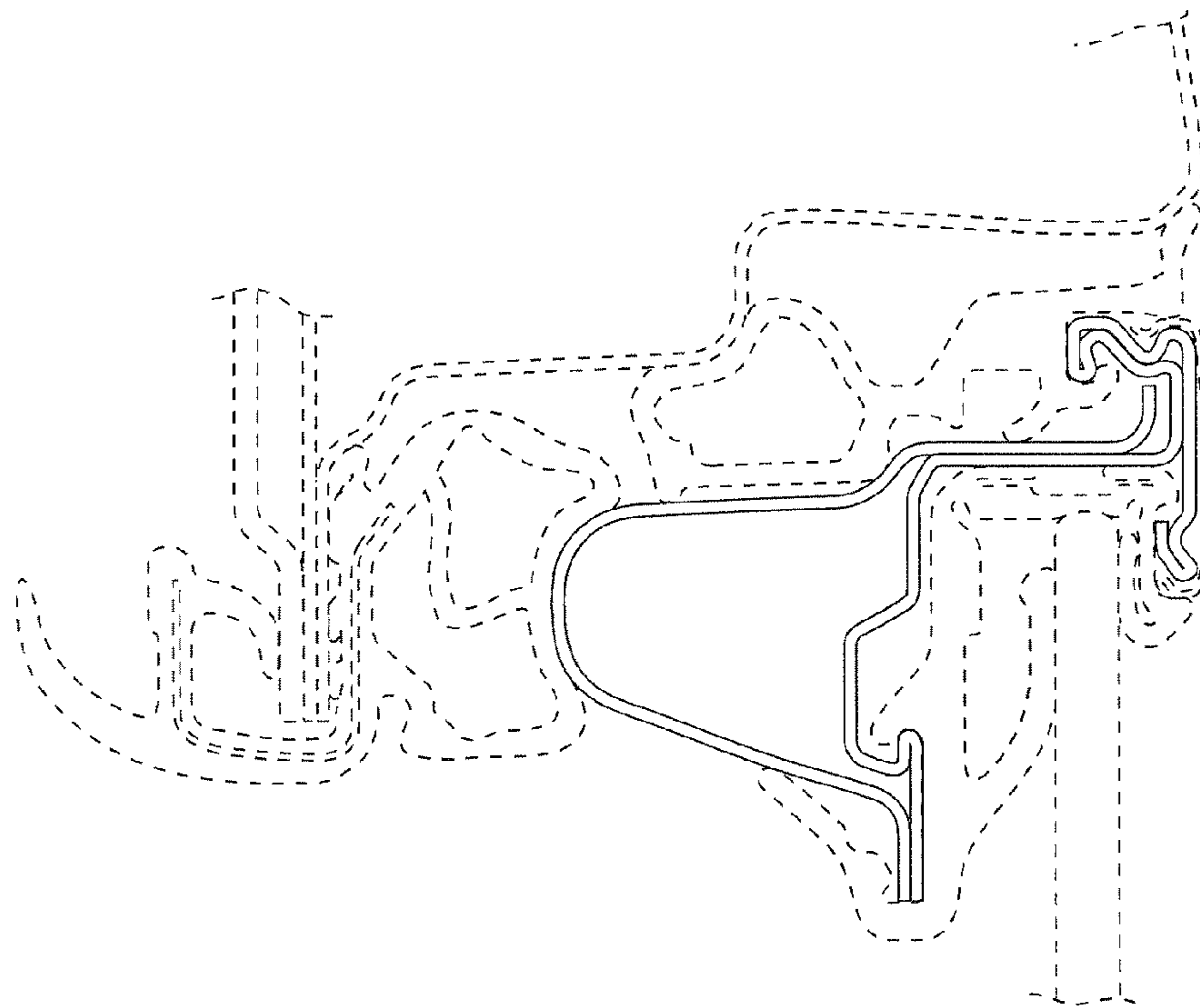
(56) **References Cited**

**U.S. PATENT DOCUMENTS**


D598,350 S \* 8/2009 Schlater et al. .... D12/190

D598,351 S \* 8/2009 Schlater et al. .... D12/190

**1 Claim, 4 Drawing Sheets**



**FIG.1**



**FIG.2**




FIG.3




FIG.4




FIG. 5

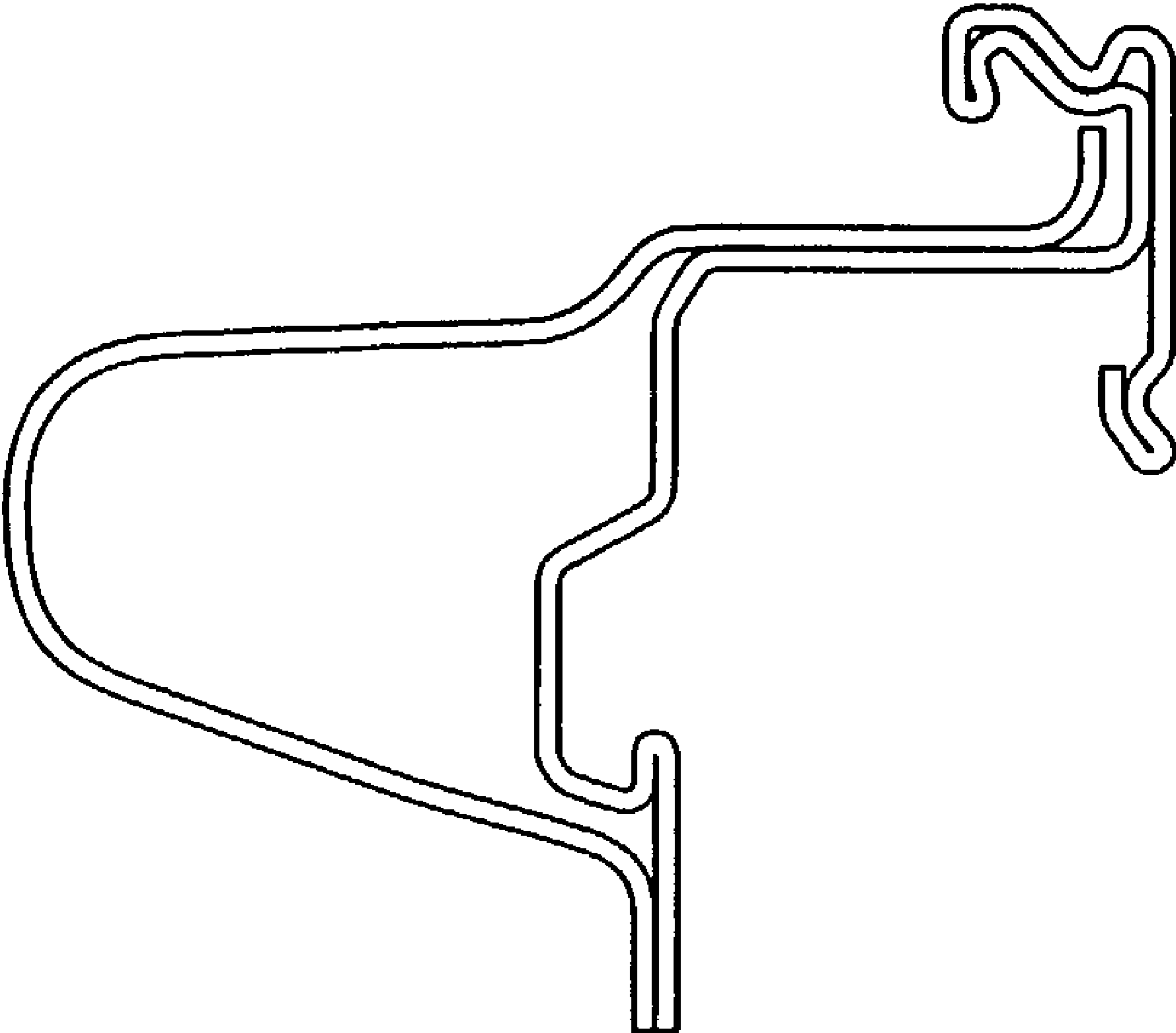


FIG.6

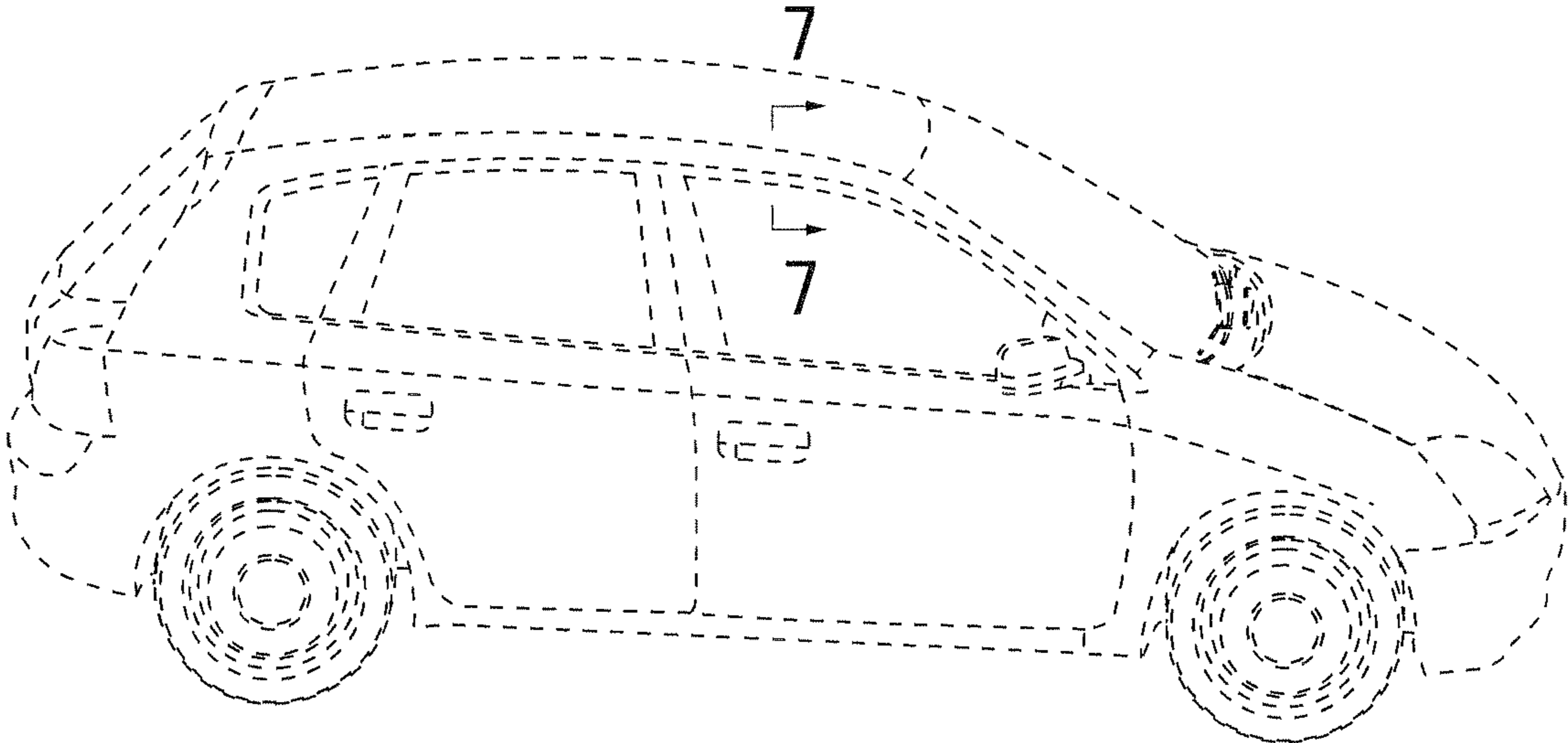


FIG.7

