



US00D633822S

(12) **United States Design Patent**  
**Cha**

(10) **Patent No.:** **US D633,822 S**  
(45) **Date of Patent:** **\*\* Mar. 8, 2011**

(54) **AUTOMOBILE**

(75) Inventor: **Il Hoi Cha**, Gyeonggi-do (KR)

(73) Assignee: **Hyundai Motor Company**, Seoul (KR)

(\*\*) Term: **14 Years**

(21) Appl. No.: **29/346,953**

(22) Filed: **Nov. 9, 2009**

(30) **Foreign Application Priority Data**

Jun. 12, 2009 (KR) ..... 30-2009-0025867

(51) **LOC (9) Cl.** ..... **12-08**

(52) **U.S. Cl.** ..... **D12/91**

(58) **Field of Classification Search** ..... D12/86,  
D12/90-92, 88; D21/424, 433, 434; 296/181.1,  
296/181.5

See application file for complete search history.

(56) **References Cited**

**U.S. PATENT DOCUMENTS**

D591,646 S \* 5/2009 Lim ..... D12/91  
D595,185 S \* 6/2009 Kouchi et al. .... D12/91

D597,446 S \* 8/2009 Ikeda et al. .... D12/91  
D608,690 S \* 1/2010 Folden et al. .... D12/91  
D608,691 S \* 1/2010 Zak et al. .... D12/91

\* cited by examiner

*Primary Examiner* — Melody N Brown

(74) *Attorney, Agent, or Firm* — Edwards Angell Palmer & Dodge LLP; Kongsik Kim, Esq.

(57) **CLAIM**

The ornamental design for an automobile, as shown and described.

**DESCRIPTION**

FIG. 1 is a perspective view of an automobile according to the present invention.

FIG. 2 is a front view of the automobile of FIG. 1.

FIG. 3 is a rear view of the automobile of FIG. 1.

FIG. 4 is a left side view of the automobile of FIG. 1.

FIG. 5 is a right side view of the automobile of FIG. 1; and,

FIG. 6 is a top view of the automobile of FIG. 1.

A bottom view is omitted since the bottom is devoid of surface ornamentation.

**1 Claim, 6 Drawing Sheets**




Fig. 1




Fig. 2




Fig. 3




Fig. 4




Fig. 5




Fig. 6

